JEESOON®

www.jeesoon.com.tw

JEESOON TERMINALS
A BRIDGE TO SUCCESS

JEESOON



JEESOON TERMINALS CO., LTD.

GENERAL INFORMATION

Jeesoon Terminals Co., Ltd is a leading manufacturer and supplier specialized in terminals and connectors. We have been providing excellent services and quality electrical terminals and connectors to the world for two decades. The vast range of our productions, excellent quality, and competitive price has made us one of the fastest growing companies of its kind in Taiwan.

Jeesoon has brought excellent quality and low price to a perfect balance. Currently, Jeesoon Terminals has increased its production capability. Quality control standards are being raised and improved to meet the growing international demands. We have greatly expanded our market year by year to where we now have satisfied customers all over the world.

COMPANY INTRODUCTION

QUALITY CONTROL-ISO 9001/UL Certification

Most of our products are UL listed. To ensure the quality of our products, strict quality controls are implemented on every level of our production line. Drawing examination, Material quality control, production control, shipment control, final product quality control and efficient stock management ensures the satisfaction of our customers.

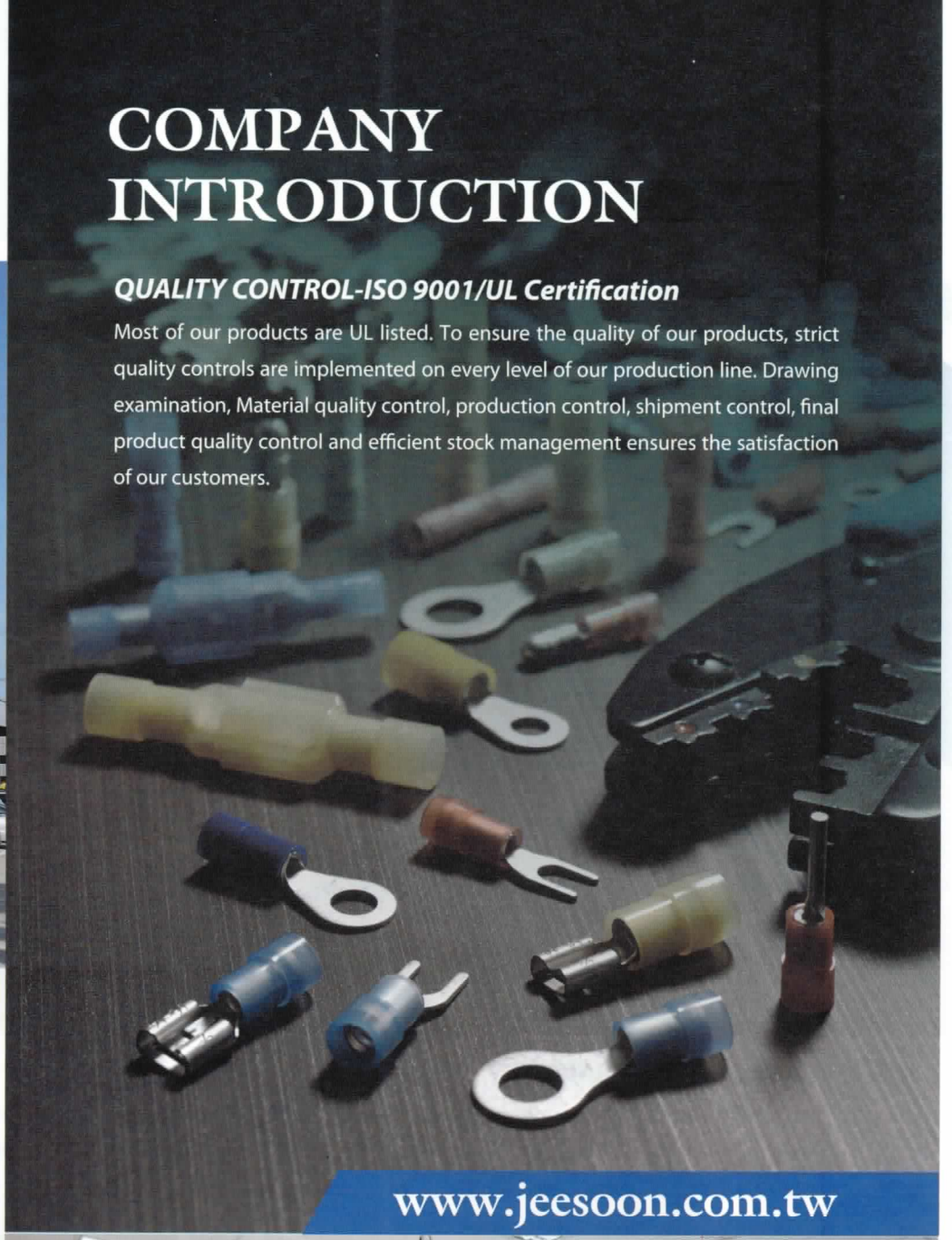

www.jeesoon.com.tw



JEESOON

JEESOON TERMINALS CO., LTD.

CAPABILITIES/EQUIPMENT

Jeesoon Terminals is also specialized in producing newly design terminals, everything down to the basic product design, mould design to re-engineered machinery. We are highly experienced in creating and modifying equipment for special new products. Our relentless effort has maximized our efficiency and production capabilities.



COMPANY INTRODUCTION

BACKGROUND/ HISTORY

1995	Jeesoon Terminals Co., Ltd established
1998	Implement ISO9000 QC system.
1999	ISO 9002 Certification.
2000	Implement UL certification.
2001	Develop new production procedure and new technology.
	Improve production efficiency and product quality stability.
2002	Capital increased to USD 2.1 million.
2003	ISO 9001 certification.
	RoHS standard certified
2004	CUL Certification.
2005	Increased capital to USD 3,15 million.
2006	New headquarter completely built.
2007	Capital increased to USD 4.2 million.
2008	Third production facility completed.
	The purchase of new production machines and improvement on noise reduction.
2009	New testing equipments purchased.
2010	Increase production on UL & CUL Listed.
2011	Develop Project : Copper Lug and Apply UL & CUL Listed.
2012	Complete New Production Line : Copper Lug
2013	Increase Copper Lug on UL & CUL listed.

www.jeesoon.com.tw

INDEX

1 NON-INSULATED TERMINALS

22 RING TERMINALS

31 SPADE TERMINALS

16 PIN TERMINALS

19 BLADE TERMINALS

43 LIPPED BLADE

43 FLANGE SPADE

45 LOCKING SPADE TERMINALS

46 HOOK TERMINALS

49 PARALLEL CONNECTORS

52 BUTT CONNECTORS

56 FEMALE DISCONNECTS

72 MALE DISCONNECTS

INDEX

77 BULLET / RECEPTACLE DISCONNECTS

81 HEAT SHRINKABLE TERMINALS

85 CORD END TERMINALS



89 DIN STANDARD- NON INSULATED TERMINALS

94 DIN STANDARD- RING TERMINALS

96 DIN STANDARD- SPADE TERMINALS

97 DIN STANDARD- PIN TERMINALS

99 HIGH TEMPERATURE TERMINAL

103 WIRE NUT, CLOSE END CONNECTORS, STRIPPING QUICK SPLICE

106 MAYLOR TAPE

107 OPEN BARREL DISCONNECTS

113 CABLE TIES

116 ASSORTMENT KITS

117 CRIMPING TOOLS

121 HOT AIR BLOWER

Product Description

R 1 - 3.5 S V D

- D — SLEEVE TYPE
- V — INSULATION TYPE
- S — WIDTH SIZE
- 3.5 — STUD SIZE
- 1 — WIRE RANGE
- R — PRODUCT TYPE

PRODUCT TYPE

BB:	BUTT BRASS CONNECTORS
BC:	BUTT COPPER CONNECTORS
BCT:	COPPER TUBE CONNECTORS
BD:	BULLET DISCONNECTS
BT:	BLADE TERMINALS
C:	CLOSE-END CONNECTORS
CE:	CORD-END TERMINALS
CN:	NON-INSULATION CORD END
DR:	DIN STANDARD RING TERMINALS
DS:	DIN STANDARD SPADE TERMINALS
DPT:	DIN STANDARD PIN TERMINALS
F:	FEMALE DISCONNECTS
FS:	FLANGE SPADE TERMINALS
H:	HOOK TERMINALS
LB:	LIPPED BLADE TERMINALS
LS:	LOCKING SPADE
M:	MALE DISCONNECTS
PB:	PIGGY BACK DISCONNECTS
PT:	PIN TERMINALS
R:	RING TERMINALS
RE:	RECEPTACLE DISCONNECTS
S:	SPADE TERMINALS
SP:	STRIPPING QUICK SPLICE
WBC:	WINDOW TYPE BUTT CONNECTORS
WNS:	WIRE NUT WITH SPRING INSERT
TC:	TWIN CORD-END TERMINALS
FL:	FLAG TERMINALS
FF:	FEMALE DISCONNECTS
MF:	MALE DISCONNECTS
HR:	HOOK TERMINALS
HU:	HOOK TERMINALS
TP:	TAPE
RQ:	SQUARE TYPE RING TERMINALS
SPM:	T-TAP

WIRE RANGE WITH INSULATED COLOR

RED:	1.25mm²=	AWG 22-16 =	DIN 0.5-1.5mm²
BLUE:	2mm²=	AWG 16-14 =	DIN 1.5-2.5mm²
BLACK:	3.5mm²=	AWG 14-12 =	DIN 3.5mm²
YELLOW:	5.5mm²=	AWG 12-10 =	DIN 4-6mm²
RED:	8mm²=	AWG 8 =	DIN 10mm²

WIDTH SIZE

S:	SMALL
M:	MEDIUM
L:	LARGE

INSULATION TYPE

F:	FULLY INSULATION
H:	HEAT SHRINKABLE
N:	NON INSULATION
V:	VINYL INSULATION (PVC)
A:	NYLON INSULATION

SLEEVE TYPE

C:	EASY-ENTRY COPPER SLEEVE
D:	EXTRA REINFORCED SLEEVE

C TYPE

D TYPE

Product Description

R2-5SNB

R2-5S

R2-5S

R2-5S

R2-5S

R2-5S

F2-6.4

F2-6.4

F2-6.4

F2-6.4

F2-6.4

F2-6.4

F2-6.4

F2-6.4

F2-6.4

JEESOON®

NON-INSULATED TERMINALS

NON-INSULATED RING TERMINALS

1. TERMINAL MATERIAL：COPPER
2. BRAZED SEAM
3. PLATING：ELECTRO TIN PLATED

R1-4LNB

R2-4LNB

R3-5LNB

R5-4LNB

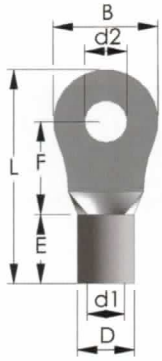

0.5~6mm²

WIRE RANGE AWG / mm²	ITEM NO.	UL	STUD SIZE d2	DIMENSIONS inch (mm)						
				B	F	L	E	D	d1	t
22~16 AWG 0.5~1.5 mm²	R1-2NB	c UL us	#2 (2.2)	.260 (6.6)	.248 (6.3)	.575 (14.6)	.197 (5.0)	.134 (3.4)	.067 (1.7)	.030 (0.75)
	R1-3NB	c UL us	#4 (3.2)	.217 (5.5)	.157 (4.0)	.461 (11.7)				
	R1-3.5SNB	c UL us	#6 (3.7)	.217 (5.5)	.157 (4.0)	.461 (11.7)				
	R1-3.5MNB	c UL us	#6 (3.7)	.260 (6.6)	.248 (6.3)	.575 (14.6)				
	R1-3.5LNB	c UL us	#6 (3.7)	.315 (8.0)	.276 (7.0)	.630 (16.0)				
	R1-4SNB	c UL us	#8 (4.3)	.260 (6.6)	.248 (6.3)	.575 (14.6)				
	R1-4LNB	c UL us	#8 (4.3)	.315 (8.0)	.276 (7.0)	.630 (16.0)				
	R1-5NB	c UL us	#10 (5.3)	.315 (8.0)	.276 (7.0)	.630 (16.0)				
	R1-6NB	c UL us	1/4 (6.5)	.457 (11.6)	.437 (11.1)	.858 (21.8)				
	R1-8NB	c UL us	5/16 (8.4)	.457 (11.6)	.437 (11.1)	.858 (21.8)				
	R1-10NB		3/8 (10.5)	.535 (13.6)	.547 (13.9)	1.012 (25.7)				
	R1-12NB		1/2 (13.0)	.756 (19.2)	.630 (16.0)	1.205 (30.6)				
16~14 AWG 1.5~2.5 mm²	R2-2NB	c UL us	#2 (2.2)	.252 (6.4)	.169 (4.3)	.492 (12.5)	.197 (5.0)	.161 (4.1)	.091 (2.3)	.031 (0.8)
	R2-3NB	c UL us	#4 (3.2)	.252 (6.4)	.169 (4.3)	.492 (12.5)				
	R2-3.5SNB	c UL us	#6 (3.7)	.252 (6.4)	.169 (4.3)	.492 (12.5)				
	R2-3.5MNB	c UL us	#6 (3.7)	.260 (6.6)	.248 (6.3)	.571 (14.5)				
	R2-3.5LNB	c UL us	#6 (3.7)	.335 (8.5)	.307 (7.8)	.669 (17.0)				
	R2-4SNB	c UL us	#8 (4.3)	.260 (6.6)	.248 (6.3)	.571 (14.5)				
	R2-4LNB	c UL us	#8 (4.3)	.335 (8.5)	.307 (7.8)	.669 (17.0)				
	R2-5SNB	c UL us	#10 (5.3)	.335 (8.5)	.307 (7.8)	.669 (17.0)				
	R2-5LNB	c UL us	#10 (5.3)	.374 (9.5)	.287 (7.3)	.669 (17.0)				
	R2-6NB	c UL us	1/4 (6.5)	.472 (12.0)	.433 (11.0)	.866 (22.0)				
	R2-8NB	c UL us	5/16 (8.4)	.472 (12.0)	.433 (11.0)	.866 (22.0)				
	R2-10NB		3/8 (10.5)	.535 (13.6)	.547 (13.9)	1.012 (25.7)				
	R2-12NB		1/2 (13.0)	.756 (19.2)	.630 (16.0)	1.205 (30.6)				
14~12 AWG 2.5~4 mm²	R3-4NB	c UL us	#8 (4.3)	.315 (8.0)	.303 (7.7)	.697 (17.7)	.236 (6.0)	.197 (5.0)	.110 (2.8)	.039 (1.0)
	R3-5SNB	c UL us	#10 (5.3)	.315 (8.0)	.303 (7.7)	.697 (17.7)				
	R3-5LNB	c UL us	#10 (5.3)	.472 (12.0)	.370 (9.4)	.843 (21.4)				
	R3-6NB	c UL us	1/4 (6.5)	.472 (12.0)	.370 (9.4)	.843 (21.4)				
12~10 AWG 4~6 mm²	R5-3NB	c UL us	#4 (3.2)	.283 (7.2)	.232 (5.9)	.610 (15.5)	.236 (6.0)	.220 (5.6)	.134 (3.4)	.039 (1.0)
	R5-3.5SNB	c UL us	#6 (3.7)	.283 (7.2)	.232 (5.9)	.610 (15.5)				
	R5-3.5LNB	c UL us	#6 (3.7)	.374 (9.5)	.327 (8.3)	.748 (19.0)				
	R5-4SNB	c UL us	#8 (4.3)	.283 (7.2)	.232 (5.9)	.610 (15.5)				
	R5-4LNB	c UL us	#8 (4.3)	.374 (9.5)	.327 (8.3)	.748 (19.0)				
	R5-5NB	c UL us	#10 (5.3)	.374 (9.5)	.327 (8.3)	.748 (19.0)				
	R5-6NB	c UL us	1/4 (6.5)	.472 (12.0)	.413 (10.5)	.886 (22.5)				
	R5-8NB	c UL us	5/16 (8.4)	.591 (15.0)	.539 (13.7)	1.071 (27.2)				
	R5-10NB		3/8 (10.5)	.591 (15.0)	.539 (13.7)	1.071 (27.2)				
	R5-12NB		1/2 (13.0)	.756 (19.2)	.630 (16.0)	1.244 (31.6)				

www.jeesoon.com.tw

R8-6LNB

R14-6LNB

R22-6NB

R38-6LNB

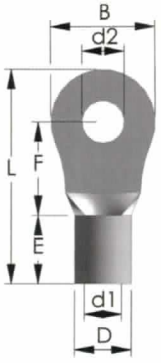

8~38mm²

WIRE RANGE AWG / mm²	ITEM NO.	UL	STUD SIZE d2	DIMENSIONS inch (mm)						
				B	F	L	E	D	d1	t
8 A.W.G. 8 mm²	R8-3.5NB		#6 (3.7)	.346 (8.8)	.382 (9.7)	.886 (22.5)	.335 (8.5)	.280 (7.1)	.177 (4.5)	.047 (1.2)
	R8-4SNB		#8 (4.3)	.346 (8.8)	.382 (9.7)	.886 (22.5)				
	R8-4LNB	c UL us	#8 (4.3)	.472 (12.0)	.382 (9.7)	.925 (23.5)				
	R8-5SNB		#10 (5.3)	.346 (8.8)	.382 (9.7)	.886 (22.5)				
	R8-5MNB	c UL us	#10 (5.3)	.472 (12.0)	.382 (9.7)	.925 (23.5)				
	R8-5LNB	c UL us	#10 (5.3)	.591 (15.0)	.543 (13.8)	1.161 (29.5)				
	R8-6SNB	c UL us	1/4 (6.5)	.472 (12.0)	.382 (9.7)	.925 (23.5)				
	R8-6LNB	c UL us	1/4 (6.5)	.591 (15.0)	.543 (13.8)	1.161 (29.5)				
	R8-8NB	c UL us	5/16 (8.4)	.591 (15.0)	.543 (13.8)	1.161 (29.5)				
	R8-10NB	c UL us	3/8 (10.5)	.591 (15.0)	.543 (13.8)	1.161 (29.5)				
	R8-12NB	c UL us	1/2 (13.0)	.787 (20.0)	.591 (15.0)	1.319 (33.5)				
	R8-14NB	c UL us	9/16 (15.0)	1.244 (31.6)	1.008 (25.6)	1.949 (49.5)				
	R8-16NB	c UL us	5/8 (17.0)	1.244 (31.6)	1.008 (25.6)	1.949 (49.5)				
	R8-18NB	c UL us	11/16 (19.0)	1.244 (31.6)	1.008 (25.6)	1.949 (49.5)				
	R8-20NB	c UL us	3/4 (21.0)	1.244 (31.6)	1.008 (25.6)	1.949 (49.5)				
6 A.W.G. 14 mm²	R14-4NB	c UL us	#8 (4.3)	.472 (12.0)	.524 (13.3)	1.150 (29.2)	.413 (10.5)	.354 (9.0)	.228 (5.8)	.059 (1.5)
	R14-5NB	c UL us	#10 (5.3)	.472 (12.0)	.524 (13.3)	1.150 (29.2)				
	R14-6SNB	c UL us	1/4 (6.5)	.472 (12.0)	.524 (13.3)	1.150 (29.2)				
	R14-6LNB	c UL us	1/4 (6.5)	.630 (16.0)	.559 (14.2)	1.280 (32.5)				
	R14-8NB	c UL us	5/16 (8.4)	.630 (16.0)	.559 (14.2)	1.280 (32.5)				
	R14-10NB	c UL us	3/8 (10.5)	.630 (16.0)	.559 (14.2)	1.280 (32.5)				
	R14-12NB	c UL us	1/2 (13.0)	.866 (22.0)	.780 (19.8)	1.614 (41.0)				
	R14-14NB	c UL us	9/16 (15.0)	1.244 (31.6)	.996 (25.3)	2.008 (51.0)				
	R14-16NB	c UL us	5/8 (17.0)	1.244 (31.6)	.996 (25.3)	2.008 (51.0)				
	R14-18NB	c UL us	11/16 (19.0)	1.244 (31.6)	.996 (25.3)	2.008 (51.0)				
	R14-20NB	c UL us	3/4 (21.0)	1.244 (31.6)	.996 (25.3)	2.008 (51.0)				
4 A.W.G. 22 mm²	R22-4NB	c UL us	#8 (4.3)	.480 (12.2)	.594 (15.1)	1.280 (32.5)	.472 (12.0)	.453 (11.5)	.303 (7.7)	.067 (1.7)
	R22-5SNB	c UL us	#10 (5.3)	.480 (12.2)	.594 (15.1)	1.280 (32.5)				
	R22-5LNB	c UL us	#10 (5.3)	.650 (16.5)	.531 (13.5)	1.291 (32.8)				
	R22-6SNB	c UL us	1/4 (6.5)	.480 (12.2)	.594 (15.1)	1.280 (32.5)				
	R22-6LNB	c UL us	1/4 (6.5)	.650 (16.5)	.531 (13.5)	1.291 (32.8)				
	R22-8NB	c UL us	5/16 (8.4)	.650 (16.5)	.531 (13.5)	1.291 (32.8)				
	R22-10NB	c UL us	3/8 (10.5)	.650 (16.5)	.531 (13.5)	1.291 (32.8)				
	R22-10LNB	c UL us	3/8 (10.5)	.689 (17.5)	.630 (16.0)	1.445 (36.7)				
	R22-12NB	c UL us	1/2 (13.0)	.866 (22.0)	.776 (19.7)	1.673 (42.5)				
	R22-14NB	c UL us	9/16 (15.0)	1.181 (30.0)	.953 (24.2)	2.008 (51.0)				
	R22-16NB	c UL us	5/8 (17.0)	1.181 (30.0)	.953 (24.2)	2.008 (51.0)				
	R22-18NB	c UL us	11/16 (19.0)	1.181 (30.0)	.953 (24.2)	2.008 (51.0)				
	R22-20NB	c UL us	3/4 (21.0)	1.181 (30.0)	.953 (24.2)	2.008 (51.0)				
2 A.W.G. 38 mm²	R38-5NB	c UL us	#10 (5.3)	.602 (15.3)	.685 (17.4)	1.535 (39.0)	.551 (14.0)	.524 (13.3)	.370 (9.4)	.071 (1.8)
	R38-6SNB	c UL us	1/4 (6.5)	.602 (15.3)	.685 (17.4)	1.535 (39.0)				
	R38-6LNB	c UL us	1/4 (6.5)	.866 (22.0)	.697 (17.7)	1.681 (42.7)				
	R38-8SNB	c UL us	5/16 (8.4)	.602 (15.3)	.685 (17.4)	1.535 (39.0)				
	R38-8LNB	c UL us	5/16 (8.4)	.866 (22.0)	.697 (17.7)	1.681 (42.7)				
	R38-10SNB	c UL us	3/8 (10.5)	.602 (15.3)	.685 (17.4)	1.535 (39.0)				
	R38-10LNB	c UL us	3/8 (10.5)	.866 (22.0)	.697 (17.7)	1.681 (42.7)				
	R38-12NB	c UL us	1/2 (13.0)	.866 (22.0)	.697 (17.7)	1.681 (42.7)				
	R38-14NB	c UL us	9/16 (15.0)	1.181 (30.0)	.917 (23.3)	2.047 (52.0)				
	R38-16NB	c UL us	5/8 (17.0)	1.181 (30.0)	.917 (23.3)	2.047 (52.0)				
	R38-18NB	c UL us	11/16 (19.0)	1.181 (30.0)	.917 (23.3)	2.047 (52.0)				
	R38-20NB	c UL us	3/4 (21.0)	1.181 (30.0)	.917 (23.3)	2.047 (52.0)				

R60-10NB

R70-10NB

R80-10NB

R100-12NB

R150-16LNB

60~150mm²

WIRE RANGE AWG / mm²	ITEM NO.	UL	STUD SIZE d2	DIMENSIONS inch (mm)						
				B	F	L	E	D	d1	t
1/0 A.W.G. 60 mm²	R60-6NB	c UL us	1/4 (6.5)	.866 (22.0)	.815 (20.7)	1.957 (49.7)	.709 (18.0)	.606 (15.4)	.449 (11.4)	.071 (1.8)
	R60-8NB	c UL us	5/16 (8.4)	.866 (22.0)	.815 (20.7)	1.957 (49.7)				
	R60-10NB	c UL us	3/8 (10.5)	.866 (22.0)	.815 (20.7)	1.957 (49.7)				
	R60-12NB	c UL us	1/2 (13.0)	.866 (22.0)	.815 (20.7)	1.957 (49.7)				
	R60-14NB	c UL us	9/16 (15.0)	1.260 (32.0)	.925 (23.5)	2.264 (57.5)				
	R60-16NB	c UL us	5/8 (17.0)	1.260 (32.0)	.925 (23.5)	2.264 (57.5)				
	R60-18NB	c UL us	11/16 (19.0)	1.260 (32.0)	.925 (23.5)	2.264 (57.5)				
	R60-20NB	c UL us	3/4 (21.0)	1.260 (32.0)	.925 (23.5)	2.264 (57.5)				
	R60-22NB	c UL us	7/8 (23.0)	1.260 (32.0)	.925 (23.5)	2.264 (57.5)				
2/0 A.W.G. 70 mm²	R70-6NB	c UL us	1/4 (6.5)	.945 (24.0)	.787 (20.0)	1.969 (50.0)	.709 (18.0)	.689 (17.5)	.524 (13.3)	.079 (2.0)
	R70-8NB	c UL us	5/16 (8.4)	.945 (24.0)	.787 (20.0)	1.969 (50.0)				
	R70-10NB	c UL us	3/8 (10.5)	.945 (24.0)	.787 (20.0)	1.969 (50.0)				
	R70-12NB	c UL us	1/2 (13.0)	.945 (24.0)	.787 (20.0)	1.969 (50.0)				
	R70-14NB	c UL us	9/16 (15.0)	1.260 (32.0)	1.024 (26.0)	2.362 (60.0)				
	R70-16NB	c UL us	5/8 (17.0)	1.260 (32.0)	1.024 (26.0)	2.362 (60.0)				
	R70-18NB	c UL us	11/16 (19.0)	1.260 (32.0)	1.024 (26.0)	2.362 (60.0)				
	R70-20NB	c UL us	3/4 (21.0)	1.260 (32.0)	1.024 (26.0)	2.362 (60.0)				
	R70-22NB	c UL us	7/8 (23.0)	1.260 (32.0)	1.024 (26.0)	2.362 (60.0)				
3/0 A.W.G. 80 mm²	R80-6NB	c UL us	1/4 (6.5)	1.063 (27.0)	.815 (20.7)	2.134 (54.2)	.787 (20.0)	.768 (19.5)	.571 (14.5)	.091 (2.3)
	R80-8NB	c UL us	5/16 (8.4)	1.063 (27.0)	.815 (20.7)	2.134 (54.2)				
	R80-10NB	c UL us	3/8 (10.5)	1.063 (27.0)	.815 (20.7)	2.134 (54.2)				
	R80-12NB	c UL us	1/2 (13.0)	1.063 (27.0)	.815 (20.7)	2.134 (54.2)				
	R80-14NB	c UL us	9/16 (15.0)	1.260 (32.0)	1.260 (32.0)	2.677 (68.0)				
	R80-16NB	c UL us	5/8 (17.0)	1.260 (32.0)	1.260 (32.0)	2.677 (68.0)				
	R80-18NB	c UL us	11/16 (19.0)	1.260 (32.0)	1.260 (32.0)	2.677 (68.0)				
	R80-20NB	c UL us	3/4 (21.0)	1.260 (32.0)	1.260 (32.0)	2.677 (68.0)				
	R80-22NB	c UL us	7/8 (23.0)	1.260 (32.0)	1.260 (32.0)	2.677 (68.0)				
4/0 A.W.G. 100 mm²	R100-6NB	c UL us	1/4 (6.5)	1.122 (28.5)	.803 (20.4)	2.189 (55.6)	.827 (21.0)	.870 (22.1)	.646 (16.4)	.106 (2.7)
	R100-8NB	c UL us	5/16 (8.4)	1.122 (28.5)	.803 (20.4)	2.189 (55.6)				
	R100-10NB	c UL us	3/8 (10.5)	1.122 (28.5)	.803 (20.4)	2.189 (55.6)				
	R100-12NB	c UL us	1/2 (13.0)	1.122 (28.5)	.803 (20.4)	2.189 (55.6)				
	R100-14NB	c UL us	9/16 (15.0)	1.260 (32.0)	1.260 (32.0)	2.717 (69.0)				
	R100-16NB	c UL us	5/8 (17.0)	1.260 (32.0)	1.260 (32.0)	2.717 (69.0)				
	R100-18NB	c UL us	11/16 (19.0)	1.260 (32.0)	1.260 (32.0)	2.717 (69.0)				
	R100-20NB	c UL us	3/4 (21.0)	1.260 (32.0)	1.260 (32.0)	2.717 (69.0)				
	R100-22NB	c UL us	7/8 (23.0)	1.260 (32.0)	1.260 (32.0)	2.717 (69.0)				
250/300 MCM 150 mm²	R150-8NB	c UL us	5/16 (8.4)	1.417 (36.0)	.906 (23.0)	2.598 (66.0)	1.063 (27.0)	1.047 (26.6)	.768 (19.5)	.126 (3.2)
	R150-8LNB	c UL us	5/16 (8.4)	1.417 (36.0)	1.417 (36.0)	3.189 (81.0)				
	R150-10NB	c UL us	3/8 (10.5)	1.417 (36.0)	.906 (23.0)	2.598 (66.0)				
	R150-10LNB	c UL us	3/8 (10.5)	1.417 (36.0)	1.417 (36.0)	3.189 (81.0)				
	R150-12NB	c UL us	1/2 (13.0)	1.417 (36.0)	.906 (23.0)	2.598 (66.0)				
	R150-12LNB	c UL us	1/2 (13.0)	1.417 (36.0)	1.417 (36.0)	3.189 (81.0)				
	R150-14NB	c UL us	9/16 (15.0)	1.417 (36.0)	.906 (23.0)	2.598 (66.0)				
	R150-16NB	c UL us	5/8 (17.0)	1.417 (36.0)	.906 (23.0)	2.598 (66.0)				
	R150-16LNB	c UL us	5/8 (17.0)	1.417 (36.0)	1.417 (36.0)	3.189 (81.0)				
	R150-18NB	c UL us	11/16 (19.0)	1.417 (36.0)	1.417 (36.0)	3.189 (81.0)				
	R150-20NB	c UL us	3/4 (21.0)	1.417 (36.0)	1.417 (36.0)	3.189 (81.0)				
	R150-22NB	c UL us	7/8 (23.0)	1.417 (36.0)	1.417 (36.0)	3.189 (81.0)				
	R150-24NB	c UL us	15/16 (25.0)	1.417 (36.0)	1.417 (36.0)	3.189 (81.0)				
	R150-27NB	c UL us	1 (28.0)	1.417 (36.0)	1.417 (36.0)	3.189 (81.0)				

R180-18NB

R200-16LNB



R325-16LNB

180~325mm²

WIRE RANGE AWG / mm²	ITEM NO.	UL	STUD SIZE d2	DIMENSIONS inch (mm)						
				B	F	L	E	D	d1	t
300/350 MCM 180 mm²	R180-8NB	c UL us	5/16 (8.4)	1.516 (38.5)	.965 (24.5)	2.717 (69.0)	1.122 (28.5)	1.126 (28.6)	.827 (21.0)	.138 (3.5)
	R180-10NB	c UL us	3/8 (10.5)	1.516 (38.5)	.965 (24.5)	2.717 (69.0)				
	R180-12NB	c UL us	1/2 (13.0)	1.516 (38.5)	.965 (24.5)	2.717 (69.0)				
	R180-12LNB	c UL us	1/2 (13.0)	1.516 (38.5)	1.535 (39.0)	3.409 (86.6)				
	R180-14NB	c UL us	9/16 (15.0)	1.516 (38.5)	.965 (24.5)	2.717 (69.0)				
	R180-16NB	c UL us	5/8 (17.0)	1.516 (38.5)	.965 (24.5)	2.717 (69.0)				
	R180-18NB	c UL us	11/16 (19.0)	1.516 (38.5)	1.535 (39.0)	3.409 (86.6)				
	R180-20NB	c UL us	3/4 (21.0)	1.516 (38.5)	1.535 (39.0)	3.409 (86.6)				
	R180-22NB	c UL us	7/8 (23.0)	1.516 (38.5)	1.535 (39.0)	3.409 (86.6)				
	R180-24NB	c UL us	15/16 (25.0)	1.516 (38.5)	1.535 (39.0)	3.409 (86.6)				
	R180-27NB	c UL us	1 (28.0)	1.516 (38.5)	1.535 (39.0)	3.409 (86.6)				
400/500 MCM 200 mm²	R200-8NB	c UL us	5/16 (8.4)	1.732 (44.0)	.965 (24.5)	2.835 (72.0)	1.240 (31.5)	1.283 (32.6)	.945 (24.0)	.157 (4.0)
	R200-8LNB	c UL us	5/16 (8.4)	1.732 (44.0)	1.476 (37.5)	3.583 (91.0)				
	R200-10NB	c UL us	3/8 (10.5)	1.732 (44.0)	.965 (24.5)	2.835 (72.0)				
	R200-12NB	c UL us	1/2 (13.0)	1.732 (44.0)	.965 (24.5)	2.835 (72.0)				
	R200-12LNB	c UL us	1/2 (13.0)	1.732 (44.0)	1.476 (37.5)	3.583 (91.0)				
	R200-14NB	c UL us	9/16 (15.0)	1.732 (44.0)	.965 (24.5)	2.835 (72.0)				
	R200-16NB	c UL us	5/8 (17.0)	1.732 (44.0)	.965 (24.5)	2.835 (72.0)				
	R200-16LNB	c UL us	5/8 (17.0)	1.732 (44.0)	1.476 (37.5)	3.583 (91.0)				
	R200-18NB	c UL us	11/16 (19.0)	1.732 (44.0)	1.476 (37.5)	3.583 (91.0)				
	R200-20NB	c UL us	3/4 (21.0)	1.732 (44.0)	1.476 (37.5)	3.583 (91.0)				
	R200-22NB	c UL us	7/8 (23.0)	1.732 (44.0)	1.476 (37.5)	3.583 (91.0)				
	R200-24NB	c UL us	15/16 (25.0)	1.732 (44.0)	1.476 (37.5)	3.583 (91.0)				
	R200-27NB	c UL us	1 (28.0)	1.732 (44.0)	1.476 (37.5)	3.583 (91.0)				
500/600 MCM 325 mm²	R325-8NB	c UL us	5/16 (8.4)	1.988 (50.5)	1.319 (33.5)	3.465 (88.0)	1.398 (35.5)	1.480 (37.6)	1.102 (28.0)	.169 (4.3)
	R325-10NB	c UL us	3/8 (10.5)	1.988 (50.5)	1.319 (33.5)	3.465 (88.0)				
	R325-12NB	c UL us	1/2 (13.0)	1.988 (50.5)	1.319 (33.5)	3.465 (88.0)				
	R325-12LNB	c UL us	1/2 (13.0)	1.988 (50.5)	1.772 (45.0)	4.161 (105.7)				
	R325-14NB	c UL us	9/16 (15.0)	1.988 (50.5)	1.319 (33.5)	3.465 (88.0)				
	R325-16NB	c UL us	5/8 (17.0)	1.988 (50.5)	1.319 (33.5)	3.465 (88.0)				
	R325-16LNB	c UL us	5/8 (17.0)	1.988 (50.5)	1.772 (45.0)	4.161 (105.7)				
	R325-18NB	c UL us	11/16 (19.0)	1.988 (50.5)	1.772 (45.0)	4.161 (105.7)				
	R325-20NB	c UL us	3/4 (21.0)	1.988 (50.5)	1.772 (45.0)	4.161 (105.7)				
	R325-22NB	c UL us	7/8 (23.0)	1.988 (50.5)	1.772 (45.0)	4.161 (105.7)				
	R325-24NB	c UL us	15/16 (25.0)	1.988 (50.5)	1.772 (45.0)	4.161 (105.7)				
	R325-27NB	c UL us	1 (28.0)	1.988 (50.5)	1.772 (45.0)	4.161 (105.7)				

NON-INSULATED SPADE TERMINALS

1. TERMINAL MATERIAL : COPPER
2. BRAZED SEAM
3. PLATING : ELECTRO TIN PLATED

S1-4SNB S2-4LNB S3-4NB S5-5NB S8-5NB

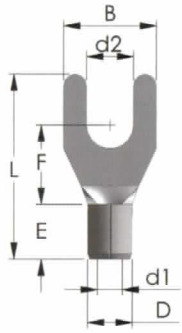

1~8mm²

WIRE RANGE AWG / mm²	ITEM NO.	UL	STUD SIZE d2	DIMENSIONS inch (mm)						
				B	F	L	E	D	d1	t
22~16 AWG 0.5~1.5 mm²	S1-3SNB	c UL us	#4 (3.2)	.197 (5.0)	.248 (6.3)	.630 (16.0)	.197 (5.0)	.134 (3.4)	.067 (1.7)	.030 (0.75)
	S1-3NB	c UL us	#4 (3.2)	.228 (5.8)	.248 (6.3)	.630 (16.0)				
	S1-3.5SNB	c UL us	#6 (3.7)	.228 (5.8)	.248 (6.3)	.630 (16.0)				
	S1-3.5MNB		#6 (3.7)	.252 (6.4)	.248 (6.3)	.614 (15.6)				
	S1-3.5LNB	c UL us	#6 (3.7)	.283 (7.2)	.248 (6.3)	.630 (16.0)				
	S1-4SNB	c UL us	#8 (4.3)	.252 (6.4)	.248 (6.3)	.614 (15.6)				
	S1-4MNB	c UL us	#8 (4.3)	.283 (7.2)	.248 (6.3)	.630 (16.0)				
	S1-4LNB	c UL us	#8 (4.3)	.315 (8.0)	.276 (7.0)	.630 (16.0)				
	S1-5SNB	c UL us	#10 (5.3)	.315 (8.0)	.276 (7.0)	.630 (16.0)				
	S1-5LNB	c UL us	#10 (5.3)	.374 (9.5)	.276 (7.0)	.630 (16.0)				
	S1-6SNB	c UL us	1/4 (6.5)	.374 (9.5)	.276 (7.0)	.630 (16.0)				
	S1-6LNB	c UL us	1/4 (6.5)	.472 (12.0)	.433 (11.0)	.874 (22.2)				
	S1-8NB	c UL us	5/16 (8.4)	.472 (12.0)	.433 (11.0)	.874 (22.2)				
16~14 AWG 1.5~2.5 mm²	S2-3SNB	c UL us	#4 (3.2)	.197 (5.0)	.248 (6.3)	.630 (16.0)	.197 (5.0)	.161 (4.1)	.091 (2.3)	.031 (0.8)
	S2-3NB	c UL us	#4 (3.2)	.228 (5.8)	.248 (6.3)	.630 (16.0)				
	S2-3.5SNB	c UL us	#6 (3.7)	.228 (5.8)	.248 (6.3)	.630 (16.0)				
	S2-3.5MNB	c UL us	#6 (3.7)	.252 (6.4)	.248 (6.3)	.630 (16.0)				
	S2-3.5LNB	c UL us	#6 (3.7)	.283 (7.2)	.256 (6.5)	.638 (16.2)				
	S2-4SNB	c UL us	#8 (4.3)	.252 (6.4)	.248 (6.3)	.630 (16.0)				
	S2-4MNB	c UL us	#8 (4.3)	.283 (7.2)	.256 (6.5)	.638 (16.2)				
	S2-4LNB	c UL us	#8 (4.3)	.335 (8.5)	.287 (7.3)	.669 (17.0)				
	S2-5SNB	c UL us	#10 (5.3)	.335 (8.5)	.287 (7.3)	.669 (17.0)				
	S2-5LNB	c UL us	#10 (5.3)	.374 (9.5)	.287 (7.3)	.669 (17.0)				
	S2-6SNB	c UL us	1/4 (6.5)	.374 (9.5)	.287 (7.3)	.669 (17.0)				
	S2-6LNB	c UL us	1/4 (6.5)	.472 (12.0)	.433 (11.0)	.874 (22.2)				
	S2-8NB	c UL us	5/16 (8.4)	.472 (12.0)	.433 (11.0)	.874 (22.2)				
14~12 AWG 2.5~4 mm²	S3-3.5NB	c UL us	#6 (3.7)	.315 (8.0)	.276 (7.0)	.720 (18.3)	.236 (6.0)	.197 (5.0)	.110 (2.8)	.039 (1.0)
	S3-4NB	c UL us	#8 (4.3)	.315 (8.0)	.276 (7.0)	.720 (18.3)				
	S3-5NB	c UL us	#10 (5.3)	.315 (8.0)	.276 (7.0)	.720 (18.3)				
	S3-6NB	c UL us	1/4 (6.5)	.472 (12.0)	.358 (9.1)	.846 (21.5)				
12~10 AWG 4~6 mm²	S5-3.5SNB	c UL us	#6 (3.7)	.283 (7.2)	.295 (7.5)	.736 (18.7)	.236 (6.0)	.220 (5.6)	.134 (3.4)	.039 (1.0)
	S5-3.5LNB	c UL us	#6 (3.7)	.335 (8.5)	.295 (7.5)	.736 (18.7)				
	S5-4SNB	c UL us	#8 (4.3)	.335 (8.5)	.295 (7.5)	.736 (18.7)				
	S5-4LNB	c UL us	#8 (4.3)	.374 (9.5)	.295 (7.5)	.736 (18.7)				
	S5-5NB	c UL us	#10 (5.3)	.374 (9.5)	.295 (7.5)	.736 (18.7)				
	S5-6SNB	c UL us	1/4 (6.5)	.374 (9.5)	.295 (7.5)	.736 (18.7)				
	S5-6LNB	c UL us	1/4 (6.5)	.472 (12.0)	.472 (12.0)	.972 (24.7)				
	S5-8NB	c UL us	5/16 (8.4)	.531 (13.5)	.413 (10.5)	.925 (23.5)				
8 AWG 8 mm²	S8-4NB	c UL us	#8 (4.3)	.323 (8.2)	.319 (8.1)	.807 (20.5)	.335 (8.5)	.283 (7.2)	.177 (4.5)	.047 (1.2)
	S8-5NB	c UL us	#10 (5.3)	.354 (9.0)	.319 (8.1)	.807 (20.5)				
	S8-6NB	c UL us	1/4 (6.5)	.425 (10.8)	.339 (8.6)	.886 (22.5)				

NON-INSULATED PIN TERMINALS

1. TERMINAL MATERIAL : COPPER
2. BRAZED SEAM
3. PLATING : ELECTRO TIN PLATED

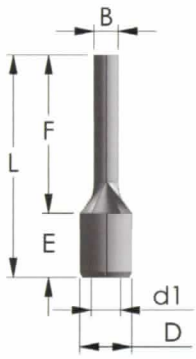

WIRE RANGE AWG / mm²	ITEM NO.	UL	DIMENSIONS inch (mm)						
			B	L	F	E	D	d1	t
22~16 AWG 0.5~1.5 mm²	PT1-9NB	c UL us	.075 (1.9)	.571 (14.5)	.374 (9.5)	.197 (5.0)	.134 (3.4)	.067 (1.7)	.030 (0.75)
	PT1-10NB	c UL us		.610 (15.5)	.413 (10.5)				
	PT1-12NB	c UL us		.689 (17.5)	.492 (12.5)				
	PT1-13NB	c UL us		.728 (18.5)	.531 (13.5)				
	PT1-18NB	c UL us		.925 (23.5)	.728 (18.5)				
16~14 AWG 1.5~2.5 mm²	PT2-9NB	c UL us	.075 (1.9)	.571 (14.5)	.374 (9.5)	.197 (5.0)	.161 (4.1)	.091 (2.3)	.031 (0.8)
	PT2-10NB	c UL us		.610 (15.5)	.413 (10.5)				
	PT2-12NB	c UL us		.689 (17.5)	.492 (12.5)				
	PT2-13NB	c UL us		.728 (18.5)	.531 (13.5)				
	PT2-18NB	c UL us		.925 (23.5)	.728 (18.5)				
12~10 AWG 4~6 mm²	PT5-13NB	c UL us	.110 (2.8)	.776 (19.7)	.539 (13.7)	.236 (6.0)	.220 (5.6)	.134 (3.4)	.039 (1.0)

NON-INSULATED BLADE TERMINALS

1. TERMINAL MATERIAL : COPPER
2. BRAZED SEAM
3. PLATING : ELECTRO TIN PLATED



WIRE RANGE AWG / mm²	ITEM NO.	UL	DIMENSIONS inch (mm)						
			B	L	F	E	D	d1	t
22~16 AWG 0.5~1.5 mm²	BT1-10NB	c UL us	.094 (2.4)	.618 (15.7)	.421 (10.7)	.197 (5.0)	.134 (3.4)	.067 (1.7)	.030 (0.75)
	BT1-11NB	c UL us	.118 (3.0)	.630 (16.0)	.433 (11.0)				
	BT1-14NB	c UL us		.748 (19.0)	.551 (14.0)				
	BT1-18NB	c UL us	.094 (2.4)	.906 (23.0)	.709 (18.0)				
16~14 AWG 1.5~2.5 mm²	BT2-9NB	c UL us	.110 (2.8)	.551 (14.0)	.354 (9.0)	.197 (5.0)	.161 (4.1)	.091 (2.3)	.031 (0.8)
	BT2-10NB	c UL us	.094 (2.4)	.618 (15.7)	.421 (10.7)				
	BT2-13NB	c UL us		.709 (18.0)	.512 (13.0)				
	BT2-18NB	c UL us		.906 (23.0)	.709 (18.0)				
12~10 AWG 4~6 mm²	BT5-10NB	c UL us	.110 (2.8)	.630 (16.0)	.394 (10.0)	.236 (6.0)	.220 (5.6)	.134 (3.4)	.039 (1.0)
	BT5-14LNB		.177 (4.5)	.787 (20.0)	.551 (14.0)				
	BT5-18NB	c UL us	.118 (3.0)	.945 (24.0)	.709 (18.0)				

NON-INSULATED FLANGE SPADE TERMINALS

1. TERMINAL MATERIAL : COPPER
2. BRAZED SEAM
3. PLATING : ELECTRO TIN PLATED

FS1-4SNB

FS2-4MNB

FS5-5NB

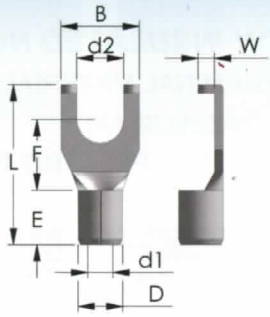

WIRE RANGE AWG / mm²	ITEM NO.	UL	STUD SIZE d2	DIMENSIONS inch (mm)							
				B	L	F	E	D	d1	W	t
22~16 AWG 0.5~1.5 mm²	FS1-3SNB	c UL us	#4 (3.2)	.197 (5.0)	.571 (14.5)	.248 (6.3)	.197 (5.0)	.134 (3.4)	.067 (1.7)	.059 (1.5)	.030 (0.75)
	FS1-3NB	c UL us	#4 (3.2)	.228 (5.8)	.571 (14.5)	.248 (6.3)					
	FS1-3.5SNB	c UL us	#6 (3.7)	.228 (5.8)	.571 (14.5)	.248 (6.3)					
	FS1-3.5MNB	c UL us	#6 (3.7)	.252 (6.4)	.551 (14.0)	.248 (6.3)					
	FS1-3.5LNB	c UL us	#6 (3.7)	.283 (7.2)	.571 (14.5)	.248 (6.3)					
	FS1-4SNB	c UL us	#8 (4.3)	.252 (6.4)	.551 (14.0)	.248 (6.3)					
	FS1-4MNB	c UL us	#8 (4.3)	.283 (7.2)	.571 (14.5)	.248 (6.3)					
	FS1-4LNB	c UL us	#8 (4.3)	.315 (8.0)	.571 (14.5)	.276 (7.0)					
	FS1-5SNB	c UL us	#10 (5.3)	.315 (8.0)	.571 (14.5)	.276 (7.0)					
	FS1-5LNB	c UL us	#10 (5.3)	.374 (9.5)	.571 (14.5)	.276 (7.0)					
	FS1-6SNB	c UL us	1/4 (6.5)	.374 (9.5)	.571 (14.5)	.276 (7.0)					
16~14 AWG 1.5~2.5 mm²	FS2-3SNB	c UL us	#4 (3.2)	.197 (5.0)	.571 (14.5)	.248 (6.3)	.197 (5.0)	.161 (4.1)	.091 (2.3)	.059 (1.5)	.031 (0.8)
	FS2-3NB	c UL us	#4 (3.2)	.228 (5.8)	.571 (14.5)	.248 (6.3)					
	FS2-3.5SNB	c UL us	#6 (3.7)	.228 (5.8)	.571 (14.5)	.248 (6.3)					
	FS2-3.5MNB	c UL us	#6 (3.7)	.252 (6.4)	.571 (14.5)	.248 (6.3)					
	FS2-3.5LNB	c UL us	#6 (3.7)	.283 (7.2)	.579 (14.7)	.256 (6.5)					
	FS2-4SNB	c UL us	#8 (4.3)	.252 (6.4)	.571 (14.5)	.248 (6.3)					
	FS2-4MNB	c UL us	#8 (4.3)	.283 (7.2)	.579 (14.7)	.256 (6.5)					
	FS2-4LNB	c UL us	#8 (4.3)	.335 (8.5)	.610 (15.5)	.287 (7.3)					
	FS2-5SNB	c UL us	#10 (5.3)	.335 (8.5)	.610 (15.5)	.287 (7.3)					
	FS2-5LNB	c UL us	#10 (5.3)	.374 (9.5)	.610 (15.5)	.287 (7.3)					
	FS2-6SNB	c UL us	1/4 (6.5)	.374 (9.5)	.610 (15.5)	.287 (7.3)					
12~10 AWG 4~6 mm²	FS5-3.5SNB	c UL us	#6 (3.7)	.283 (7.2)	.689 (17.5)	.295 (7.5)	.236 (6.0)	.220 (5.6)	.134 (3.4)	.059 (1.5)	.039 (1.0)
	FS5-3.5LNB	c UL us	#6 (3.7)	.335 (8.5)	.689 (17.5)	.295 (7.5)					
	FS5-4SNB	c UL us	#8 (4.3)	.335 (8.5)	.689 (17.5)	.295 (7.5)					
	FS5-4LNB	c UL us	#8 (4.3)	.374 (9.5)	.689 (17.5)	.295 (7.5)					
	FS5-5NB	c UL us	#10 (5.3)	.374 (9.5)	.689 (17.5)	.295 (7.5)					
	FS5-6SNB	c UL us	1/4 (6.5)	.374 (9.5)	.689 (17.5)	.295 (7.5)					

NON-INSULATED LOCKING SPADE TERMINALS

1. TERMINAL MATERIAL : COPPER
2. BRAZED SEAM
3. PLATING : ELECTRO TIN PLATED

LS1-4MNB

LS2-4LNB

LS5-5NB

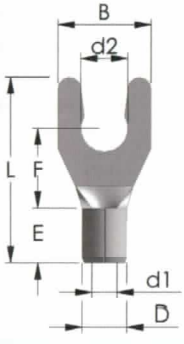

WIRE RANGE AWG / mm²	ITEM NO.	UL	STUD SIZE d2	DIMENSIONS inch (mm)						
				B	L	F	E	D	d1	t
22~16 AWG 0.5~1.5 mm²	LS1-3.5SNB	c UL us	#6 (3.7)	.228 (5.8)	.630 (16.0)	.248 (6.3)	.197 (5.0)	.134 (3.4)	.067 (1.7)	.030 (0.75)
	LS1-4MNB	c UL us	#8 (4.3)	.283 (7.2)	.630 (16.0)	.248 (6.3)				
	LS1-4LNB	c UL us	#8 (4.3)	.315 (8.0)	.630 (16.0)	.276 (7.0)				
	LS1-5SNB	c UL us	#10 (5.3)	.315 (8.0)	.630 (16.0)	.276 (7.0)				
	LS1-5LNB	c UL us	#10 (5.3)	.374 (9.5)	.630 (16.0)	.276 (7.0)				
16~14 AWG 1.5~2.5 mm²	LS2-3.5SNB	c UL us	#6 (3.7)	.228 (5.8)	.630 (16.0)	.248 (6.3)	.197 (5.0)	.161 (4.1)	.091 (2.3)	.031 (0.8)
	LS2-4MNB	c UL us	#8 (4.3)	.283 (7.2)	.638 (16.2)	.256 (6.5)				
	LS2-4LNB	c UL us	#8 (4.3)	.335 (8.5)	.669 (17.0)	.287 (7.3)				
	LS2-5SNB	c UL us	#10 (5.3)	.335 (8.5)	.669 (17.0)	.287 (7.3)				
	LS2-5LNB	c UL us	#10 (5.3)	.374 (9.5)	.669 (17.0)	.287 (7.3)				
12~10 AWG 4~6 mm²	LS5-3.5LNB	c UL us	#6 (3.7)	.335 (8.5)	.736 (18.7)	.295 (7.5)	.236 (6.0)	.220 (5.6)	.134 (3.4)	.039 (1.0)
	LS5-4SNB	c UL us	#8 (4.3)	.335 (8.5)	.736 (18.7)	.295 (7.5)				
	LS5-5NB	c UL us	#10 (5.3)	.374 (9.5)	.736 (18.7)	.295 (7.5)				
	LS5-6LNB	c UL us	1/4 (6.5)	.472 (12.0)	.972 (24.7)	.472 (12.0)				

NON-INSULATED HOOK TERMINALS

1. TERMINAL MATERIAL : COPPER
2. BRAZED SEAM
3.PLATING : ELECTRO TIN PLATED

H1-4NB

H2-4NB

H5-4NB

WIRE RANGE AWG / mm²	ITEM NO.	UL	STUD SIZE d2	DIMENSIONS inch (mm)						
				B	L	F	E	D	d1	t
22~16 AWG 0.5~1.5 mm²	H1-3.5NB	c UL us	#6 (3.7)	.315 (8.0)	.630 (16.0)	.276 (7.0)	.197 (5.0)	.134 (3.4)	.067 (1.7)	.030 (0.75)
	H1-4NB	c UL us	#8 (4.3)	.315 (8.0)	.630 (16.0)	.276 (7.0)				
	H1-5NB	c UL us	#10 (5.3)	.315 (8.0)	.630 (16.0)	.276 (7.0)				
	H1-6NB	c UL us	1/4 (6.5)	.457 (11.6)	.858 (21.8)	.437 (11.1)				
16~14 AWG 1.5~2.5 mm²	H2-3.5NB	c UL us	#6 (3.7)	.335 (8.5)	.669 (17.0)	.307 (7.8)	.197 (5.0)	.161 (4.1)	.091 (2.3)	.031 (0.8)
	H2-4NB	c UL us	#8 (4.3)	.335 (8.5)	.669 (17.0)	.307 (7.8)				
	H2-5NB	c UL us	#10 (5.3)	.374 (9.5)	.669 (17.0)	.287 (7.3)				
	H2-6NB	c UL us	1/4 (6.5)	.472 (12.0)	.866 (22.0)	.433 (11.0)				
12~10 AWG 4~6 mm²	H5-3.5NB	c UL us	#6 (3.7)	.374 (9.5)	.748 (19.0)	.327 (8.3)	.236 (6.0)	.220 (5.6)	.134 (3.4)	.039 (1.0)
	H5-4NB	c UL us	#8 (4.3)	.374 (9.5)	.748 (19.0)	.327 (8.3)				
	H5-5NB	c UL us	#10 (5.3)	.374 (9.5)	.748 (19.0)	.327 (8.3)				
	H5-6NB	c UL us	1/4 (6.5)	.472 (12.0)	.886 (22.5)	.413 (10.5)				
	H5-8NB	c UL us	5/16 (8.4)	.591 (15.0)	1.071 (27.2)	.539 (13.7)				

HR1-4NB

HR2-4NB

HR5-4NB

WIRE RANGE AWG / mm²	ITEM NO.	UL	STUD SIZE d2	DIMENSIONS inch (mm)						
				B	L	F	E	D	d1	t
22~16 AWG 0.5~1.5 mm²	HR1-3.5NB	c UL us	#6 (3.7)	.295 (7.5)	.630 (16.0)	.276 (7.0)	.197 (5.0)	.134 (3.4)	.067 (1.7)	.030 (0.75)
	HR1-4NB	c UL us	#8 (4.3)	.291 (7.4)	.630 (16.0)	.276 (7.0)				
	HR1-5NB	c UL us	#10 (5.3)	.276 (7.0)	.630 (16.0)	.276 (7.0)				
	HR1-6NB	c UL us	1/4 (6.5)	.417 (10.6)	.858 (21.8)	.437 (11.1)				
16~14 AWG 1.5~2.5 mm²	HR2-3.5NB	c UL us	#6 (3.7)	.315 (8.0)	.669 (17.0)	.307 (7.8)	.197 (5.0)	.161 (4.1)	.091 (2.3)	.031 (0.8)
	HR2-4NB	c UL us	#8 (4.3)	.311 (7.9)	.669 (17.0)	.307 (7.8)				
	HR2-5NB	c UL us	#10 (5.3)	.343 (8.7)	.669 (17.0)	.287 (7.3)				
	HR2-6NB	c UL us	1/4 (6.5)	.433 (11.0)	.866 (22.0)	.433 (11.0)				
12~10 AWG 4~6 mm²	HR5-3.5NB	c UL us	#6 (3.7)	.358 (9.1)	.748 (19.0)	.327 (8.3)	.236 (6.0)	.220 (5.6)	.134 (3.4)	.039 (1.0)
	HR5-4NB	c UL us	#8 (4.3)	.354 (9.0)	.748 (19.0)	.327 (8.3)				
	HR5-5NB	c UL us	#10 (5.3)	.343 (8.7)	.748 (19.0)	.327 (8.3)				
	HR5-6NB	c UL us	1/4 (6.5)	.433 (11.0)	.886 (22.5)	.413 (10.5)				
	HR5-8NB	c UL us	5/16 (8.4)	.539 (13.7)	1.071 (27.2)	.539 (13.7)				

HU1-4NB

HU2-4NB

HU5-4NB

WIRE RANGE AWG / mm²	ITEM NO.	UL	STUD SIZE d2	DIMENSIONS inch (mm)						
				B	L	F	E	D	d1	t
22~16 AWG 0.5~1.5 mm²	HU1-3.5NB	c UL us	#6 (3.7)	.315 (8.0)	.610 (15.5)	.276 (7.0)	.197 (5.0)	.134 (3.4)	.067 (1.7)	.030 (0.75)
	HU1-4NB	c UL us	#8 (4.3)	.315 (8.0)	.610 (15.5)	.276 (7.0)				
	HU1-5NB	c UL us	#10 (5.3)	.315 (8.0)	.591 (15.0)	.276 (7.0)				
	HU1-6NB	c UL us	1/4 (6.5)	.457 (11.6)	.819 (20.8)	.437 (11.1)				
16~14 AWG 1.5~2.5 mm²	HU2-3.5NB	c UL us	#6 (3.7)	.335 (8.5)	.650 (16.5)	.307 (7.8)	.197 (5.0)	.161 (4.1)	.091 (2.3)	.031 (0.8)
	HU2-4NB	c UL us	#8 (4.3)	.335 (8.5)	.650 (16.5)	.307 (7.8)				
	HU2-5NB	c UL us	#10 (5.3)	.374 (9.5)	.638 (16.2)	.287 (7.3)				
	HU2-6NB	c UL us	1/4 (6.5)	.472 (12.0)	.827 (21.0)	.433 (11.0)				
12~10 AWG 4~6 mm²	HU5-3.5NB	c UL us	#6 (3.7)	.374 (9.5)	.728 (18.5)	.327 (8.3)	.236 (6.0)	.220 (5.6)	.134 (3.4)	.039 (1.0)
	HU5-4NB	c UL us	#8 (4.3)	.374 (9.5)	.728 (18.5)	.327 (8.3)				
	HU5-5NB	c UL us	#10 (5.3)	.374 (9.5)	.717 (18.2)	.327 (8.3)				
	HU5-6NB	c UL us	1/4 (6.5)	.472 (12.0)	.846 (21.5)	.413 (10.5)				
	HU5-8NB	c UL us	5/16 (8.4)	.591 (15.0)	1.020 (25.9)	.539 (13.7)				

NON-INSULATED RING TERMINALS SQUARE TYPE

1. TERMINAL MATERIAL : COPPER
2. BRAZED SEAM
3. PLATING : ELECTRO TIN PLATED

www.jeesoon.com.tw

RQ22-6NB

RQ38-6NB

RQ60-8NB

RQ80-10NB

RQ100-10NB

RQ150-10NB

RQ180-10NB

RQ200-12NB

RQ325-16NB

WIRE RANGE AWG / mm²	ITEM NO.	UL	STUD SIZE d2	DIMENSIONS inch (mm)						
				B	F	L	E	D	d1	t
4 A.W.G. 22 mm²	RQ22-5NB	c UL us	#10 (5.3)	.492 (12.5)	.531 (13.5)	1.260 (32.0)	.472 (12.0)	.453 (11.5)	.303 (7.7)	.067 (1.7)
	RQ22-6NB	c UL us	1/4 (6.5)	.492 (12.5)	.531 (13.5)	1.260 (32.0)				
	RQ22-8NB	c UL us	5/16 (8.4)	.492 (12.5)	.531 (13.5)	1.260 (32.0)				
2 A.W.G. 38 mm²	RQ38-5NB	c UL us	#10 (5.3)	.531 (13.5)	.642 (16.3)	1.496 (38.0)	.551 (14.0)	.524 (13.3)	.370 (9.4)	.071 (1.8)
	RQ38-6NB	c UL us	1/4 (6.5)	.531 (13.5)	.642 (16.3)	1.496 (38.0)				
	RQ38-8NB	c UL us	5/16 (8.4)	.531 (13.5)	.642 (16.3)	1.496 (38.0)				
1/0 A.W.G. 60 mm²	RQ60-6NB	c UL us	1/4 (6.5)	.630 (16.0)	.787 (20.0)	1.929 (49.0)	.709 (18.0)	.606 (15.4)	.449 (11.4)	.071 (1.8)
	RQ60-8NB	c UL us	5/16 (8.4)	.630 (16.0)	.787 (20.0)	1.929 (49.0)				
	RQ60-10NB	c UL us	3/8 (10.5)	.630 (16.0)	.787 (20.0)	1.929 (49.0)				
3/0 A.W.G. 80 mm²	RQ80-8NB	c UL us	5/16 (8.4)	.858 (21.8)	.787 (20.0)	1.929 (49.0)	.787 (20.0)	.768 (19.5)	.571 (14.5)	.091 (2.3)
	RQ80-10NB	c UL us	3/8 (10.5)	.858 (21.8)	.787 (20.0)	1.929 (49.0)				
	RQ80-12NB	c UL us	1/2 (13.0)	.858 (21.8)	.787 (20.0)	1.929 (49.0)				
4/0 A.W.G. 100 mm²	RQ100-8NB	c UL us	5/16 (8.4)	.858 (21.8)	.787 (20.0)	2.087 (53.0)	.827 (21.0)	.870 (22.1)	.646 (16.4)	.106 (2.7)
	RQ100-10NB	c UL us	3/8 (10.5)	.858 (21.8)	.787 (20.0)	2.087 (53.0)				
	RQ100-12NB	c UL us	1/2 (13.0)	.858 (21.8)	.787 (20.0)	2.087 (53.0)				
250/300 MCM 150 mm²	RQ150-8NB	c UL us	5/16 (8.4)	.866 (22.0)	.878 (22.3)	2.402 (61.0)	1.063 (27.0)	1.047 (26.6)	.768 (19.5)	.126 (3.2)
	RQ150-10NB	c UL us	3/8 (10.5)	.866 (22.0)	.878 (22.3)	2.402 (61.0)				
	RQ150-12NB	c UL us	1/2 (13.0)	.866 (22.0)	.878 (22.3)	2.402 (61.0)				
300/350 MCM 180 mm²	RQ180-8NB	c UL us	5/16 (8.4)	1.181 (30.0)	.878 (22.3)	2.677 (68.0)	1.122 (28.5)	1.126 (28.6)	.827 (21.0)	.138 (3.5)
	RQ180-10NB	c UL us	3/8 (10.5)	1.181 (30.0)	.878 (22.3)	2.677 (68.0)				
	RQ180-12NB	c UL us	1/2 (13.0)	1.181 (30.0)	.878 (22.3)	2.677 (68.0)				
400/500 MCM 200 mm²	RQ200-10NB	c UL us	3/8 (10.5)	1.417 (36.0)	.878 (22.3)	2.854 (72.5)	1.240 (31.5)	1.283 (32.6)	.945 (24.0)	.157 (4.0)
	RQ200-12NB	c UL us	1/2 (13.0)	1.417 (36.0)	.878 (22.3)	2.854 (72.5)				
	RQ200-16NB	c UL us	5/8 (17.0)	1.417 (36.0)	.878 (22.3)	2.854 (72.5)				
500/600 MCM 325 mm²	RQ325-12NB	c UL us	1/2 (13.0)	1.465 (37.2)	1.260 (32.0)	3.465 (88.0)	1.398 (35.5)	1.480 (37.6)	1.102 (28.0)	.169 (4.3)
	RQ325-16NB	c UL us	5/8 (17.0)	1.465 (37.2)	1.260 (32.0)	3.465 (88.0)				
	RQ325-18NB	c UL us	11/16 (19.0)	1.465 (37.2)	1.260 (32.0)	3.465 (88.0)				

NYLON INSULATED SQUARE TERMINALS

1. MAXIMUM ELECTRICAL RATING : 600 VOLTS
2. MAXIMUM TEMPERATURE : 105 °C
3. TERMINAL MATERIAL : COPPER
4. BRAZED SEAM
5. PLATING : ELECTRO TIN PLATED
6. INSULATION MATERIAL : EASY ENTRY NYLON

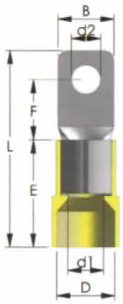

WIRE RANGE AWG / mm²	ITEM NO.	STUD SIZE d2	DIMENSIONS inch (mm)						
			B	F	L	E	D	d1	t
4 A.W.G. 22 mm²	RQ22-5BA	#10 (5.3)	.492 (12.5)	.531 (13.5)	1.732 (44.0)	.945 (24.0)	.512 (13.0)	.303 (7.7)	.067 (1.7)
	RQ22-6BA	1/4 (6.5)	.492 (12.5)	.531 (13.5)	1.732 (44.0)				
	RQ22-8BA	5/16 (8.4)	.492 (12.5)	.531 (13.5)	1.732 (44.0)				
2 A.W.G. 38 mm²	RQ38-5BA	#10 (5.3)	.531 (13.5)	.642 (16.3)	2.008 (51.0)	1.063 (27.0)	.571 (14.5)	.370 (9.4)	.071 (1.8)
	RQ38-6BA	1/4 (6.5)	.531 (13.5)	.642 (16.3)	2.008 (51.0)				
	RQ38-8BA	5/16 (8.4)	.531 (13.5)	.642 (16.3)	2.008 (51.0)				

PVC-INSULATED SQUARE TERMINALS

1. MAXIMUM ELECTRICAL RATING : 600 VOLTS
2. MAXIMUM TEMPERATURE : 105 °C
3. TERMINAL MATERIAL : COPPER
4. BRAZED SEAM
5. PLATING : ELECTRO TIN PLATED
6. INSULATION MATERIAL : EASY ENTRY NYLON

WIRE RANGE AWG / mm²	ITEM NO.	STUD SIZE d2	DIMENSIONS inch (mm)						
			B	F	L	E	D	d1	t
4 A.W.G. 22 mm²	RQ22-5BV	#10 (5.3)	.492 (12.5)	.531 (13.5)	1.732 (44.0)	.945 (24.0)	.512 (13.0)	.303 (7.7)	.067 (1.7)
	RQ22-6BV	1/4 (6.5)	.492 (12.5)	.531 (13.5)	1.732 (44.0)				
	RQ22-8BV	5/16 (8.4)	.492 (12.5)	.531 (13.5)	1.732 (44.0)				
2 A.W.G. 38 mm²	RQ38-5BV	#10 (5.3)	.531 (13.5)	.642 (16.3)	2.008 (51.0)	1.063 (27.0)	.571 (14.5)	.370 (9.4)	.071 (1.8)
	RQ38-6BV	1/4 (6.5)	.531 (13.5)	.642 (16.3)	2.008 (51.0)				
	RQ38-8BV	5/16 (8.4)	.531 (13.5)	.642 (16.3)	2.008 (51.0)				

JEESOON®



INSULATED TERMINALS

PVC INSULATED RING TERMINALS

1. MAXIMUM ELECTRICAL RATING : 600 VOLTS
2. MAXIMUM TEMPERATURE : 105˚C
3. TERMINAL MATERIAL : COPPER
4. PLATING : ELECTRO TIN PLATED
5. INSULATION MATERIAL : VINYL (PVC)
6. BRAZE SEAM : 8mm²/AWG

2 pcs design

WIRE RANGE AWG / mm²	ITEM NO.	UL	STUD SIZE d2	DIMENSIONS inch (mm)						
				B	L	F	E	D	d1	t
22~16 AWG 0.5~1.5 mm²	R1-2V	c UL us	#2 (2.2)	.260 (6.6)	.772 (19.6)	.248 (6.3)	.394 (10.0)	.161 (4.1)	.067 (1.7)	.030 (0.75)
	R1-3V	c UL us	#4 (3.2)	.217 (5.5)	.657 (16.7)	.157 (4.0)				
	R1-3.5SV	c UL us	#6 (3.7)	.217 (5.5)	.657 (16.7)	.157 (4.0)				
	R1-3.5MV	c UL us	#6 (3.7)	.260 (6.6)	.772 (19.6)	.248 (6.3)				
	R1-3.5LV	c UL us	#6 (3.7)	.315 (8.0)	.827 (21.0)	.276 (7.0)				
	R1-4SV	c UL us	#8 (4.3)	.260 (6.6)	.772 (19.6)	.248 (6.3)				
	R1-4LV	c UL us	#8 (4.3)	.315 (8.0)	.827 (21.0)	.276 (7.0)				
	R1-5V	c UL us	#10 (5.3)	.315 (8.0)	.827 (21.0)	.276 (7.0)				
	R1-6V	c UL us	1/4 (6.5)	.457 (11.6)	1.055 (26.8)	.437 (11.1)				
	R1-8V	c UL us	5/16 (8.4)	.457 (11.6)	1.055 (26.8)	.437 (11.1)				
	R1-10V	c UL us	3/8 (10.5)	.535 (13.6)	1.209 (30.7)	.547 (13.9)				
	R1-12V	c UL us	1/2 (13.0)	.756 (19.2)	1.402 (35.6)	.630 (16.0)				
16~14 AWG 1.5~2.5 mm²	R2-2V	c UL us	#2 (2.2)	.252 (6.4)	.689 (17.5)	.169 (4.3)	.394 (10.0)	.177 (4.5)	.091 (2.3)	.031 (0.8)
	R2-3V	c UL us	#4 (3.2)	.252 (6.4)	.689 (17.5)	.169 (4.3)				
	R2-3.5SV	c UL us	#6 (3.7)	.252 (6.4)	.689 (17.5)	.169 (4.3)				
	R2-3.5MV	c UL us	#6 (3.7)	.260 (6.6)	.768 (19.5)	.248 (6.3)				
	R2-3.5LV	c UL us	#6 (3.7)	.335 (8.5)	.866 (22.0)	.307 (7.8)				
	R2-4SV	c UL us	#8 (4.3)	.260 (6.6)	.768 (19.5)	.248 (6.3)				
	R2-4LV	c UL us	#8 (4.3)	.335 (8.5)	.866 (22.0)	.307 (7.8)				
	R2-5SV	c UL us	#10 (5.3)	.335 (8.5)	.866 (22.0)	.307 (7.8)				
	R2-5LV	c UL us	#10 (5.3)	.374 (9.5)	.866 (22.0)	.287 (7.3)				
	R2-6V	c UL us	1/4 (6.5)	.472 (12.0)	1.063 (27.0)	.433 (11.0)				
	R2-8V	c UL us	5/16 (8.4)	.472 (12.0)	1.063 (27.0)	.433 (11.0)				
	R2-10V	c UL us	3/8 (10.5)	.535 (13.6)	1.209 (30.7)	.547 (13.9)				
	R2-12V		1/2 (13.0)	.756 (19.2)	1.402 (35.6)	.630 (16.0)				
14~12 AWG 2.5~4 mm²	R3-4V		#8 (4.3)	.315 (8.0)	.953 (24.2)	.303 (7.7)	.492 (12.5)	.236 (6.0)	.110 (2.8)	.039 (1.0)
	R3-5SV		#10 (5.3)	.315 (8.0)	.953 (24.2)	.303 (7.7)				
	R3-5LV		#10 (5.3)	.472 (12.0)	1.098 (27.9)	.370 (9.4)				
	R3-6V		1/4 (6.5)	.472 (12.0)	1.098 (27.9)	.370 (9.4)				
12~10 AWG 4~6 mm²	R5-3V		#4 (3.2)	.283 (7.2)	.866 (22.0)	.232 (5.9)	.492 (12.5)	.256 (6.5)	.134 (3.4)	.039 (1.0)
	R5-3.5SV	c UL us	#6 (3.7)	.283 (7.2)	.866 (22.0)	.232 (5.9)				
	R5-3.5LV	c UL us	#6 (3.7)	.374 (9.5)	1.004 (25.5)	.327 (8.3)				
	R5-4SV	c UL us	#8 (4.3)	.283 (7.2)	.866 (22.0)	.232 (5.9)				
	R5-4LV	c UL us	#8 (4.3)	.374 (9.5)	1.004 (25.5)	.327 (8.3)				
	R5-5V	c UL us	#10 (5.3)	.374 (9.5)	1.004 (25.5)	.327 (8.3)				
	R5-6V	c UL us	1/4 (6.5)	.472 (12.0)	1.142 (29.0)	.413 (10.5)				
	R5-8V	c UL us	5/16 (8.4)	.591 (15.0)	1.327 (33.7)	.539 (13.7)				
	R5-10V	c UL us	3/8 (10.5)	.591 (15.0)	1.327 (33.7)	.539 (13.7)				
	R5-12V	c UL us	1/2 (13.0)	.756 (19.2)	1.500 (38.1)	.630 (16.0)				
8 A.W.G. 8 mm²	R8-3.5BV		#6 (3.7)	.346 (8.8)	.382 (9.7)	1.220 (31.0)	.669 (17.0)	.315 (8.0)	.177 (4.5)	.047 (1.2)
	R8-4SBV		#8 (4.3)	.346 (8.8)	.382 (9.7)	1.220 (31.0)				
	R8-4LBV		#8 (4.3)	.472 (12.0)	.382 (9.7)	1.280 (32.5)				
	R8-5SBV		#10 (5.3)	.346 (8.8)	.382 (9.7)	1.220 (31.0)				
	R8-5MBV		#10 (5.3)	.472 (12.0)	.382 (9.7)	1.280 (32.5)				
	R8-5LBV		#10 (5.3)	.591 (15.0)	.543 (13.8)	1.496 (38.0)				
	R8-6SBV		1/4 (6.5)	.472 (12.0)	.382 (9.7)	1.280 (32.5)				
	R8-6LBV		1/4 (6.5)	.591 (15.0)	.543 (13.8)	1.496 (38.0)				
	R8-8BV		5/16 (8.4)	.591 (15.0)	.543 (13.8)	1.496 (38.0)				
	R8-10BV		3/8 (10.5)	.591 (15.0)	.543 (13.8)	1.496 (38.0)				
	R8-12BV		1/2 (13.0)	.787 (20.0)	.591 (15.0)	1.654 (42.0)				
	R8-14BV		9/16 (15.0)	1.244 (31.6)	1.008 (25.6)	2.283 (58.0)				
	R8-16BV		5/8 (17.0)	1.244 (31.6)	1.008 (25.6)	2.283 (58.0)				
	R8-18BV		11/16 (19.0)	1.244 (31.6)	1.008 (25.6)	2.283 (58.0)				
	R8-20BV		3/4 (21.0)	1.244 (31.6)	1.008 (25.6)	2.283 (58.0)				

EASY ENTRY
PVC INSULATED RING TERMINALS

1. MAXIMUM ELECTRICAL RATING : 600 VOLTS
2. MAXIMUM TEMPERATURE : 75°C
3. TERMINAL MATERIAL : COPPER
4. PLATING : ELECTRO TIN PLATED
5. INSULATION MATERIAL : EASY ENTRY VINYL (PVC)

2 pcs design

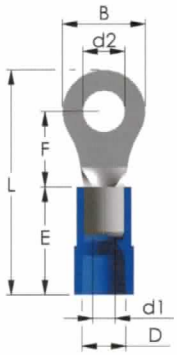

WIRE RANGE AWG / mm²	ITEM NO.	UL	STUD SIZE d2	DIMENSIONS inch (mm) B	L	F	E	D	d1	t
22~16 AWG 0.5~1.5 mm²	R1-2W	c UL us	#2 (2.2)	.260 (6.6)	.811 (20.6)	.248 (6.3)	.433 (11.0)	.161 (4.1)	.067 (1.7)	.030 (0.75)
	R1-3W	c UL us	#4 (3.2)	.217 (5.5)	.697 (17.7)	.157 (4.0)				
	R1-3.5SW	c UL us	#6 (3.7)	.217 (5.5)	.697 (17.7)	.157 (4.0)				
	R1-3.5MW	c UL us	#6 (3.7)	.260 (6.6)	.811 (20.6)	.248 (6.3)				
	R1-3.5LW	c UL us	#6 (3.7)	.315 (8.0)	.866 (22.0)	.276 (7.0)				
	R1-4SW	c UL us	#8 (4.3)	.260 (6.6)	.811 (20.6)	.248 (6.3)				
	R1-4LW	c UL us	#8 (4.3)	.315 (8.0)	.866 (22.0)	.276 (7.0)				
	R1-5W	c UL us	#10 (5.3)	.315 (8.0)	.866 (22.0)	.276 (7.0)				
	R1-6W	c UL us	1/4 (6.5)	.457 (11.6)	1.094 (27.8)	.437 (11.1)				
	R1-8W	c UL us	5/16 (8.4)	.457 (11.6)	1.094 (27.8)	.437 (11.1)				
	R1-10W	c UL us	3/8 (10.5)	.535 (13.6)	1.248 (31.7)	..547 (13.9)				
	R1-12W	c UL us	1/2 (13.0)	.756 (19.2)	1.441 (36.6)	.630 (16.0)				
16~14 AWG 1.5~2.5 mm²	R2-2W	c UL us	#2 (2.2)	.252 (6.4)	.728 (18.5)	.169 (4.3)	.433 (11.0)	.177 (4.5)	.091 (2.3)	.031 (0.8)
	R2-3W	c UL us	#4 (3.2)	.252 (6.4)	.728 (18.5)	.169 (4.3)				
	R2-3.5SW	c UL us	#6 (3.7)	.252 (6.4)	.728 (18.5)	.169 (4.3)				
	R2-3.5MW	c UL us	#6 (3.7)	.260 (6.6)	.807 (20.5)	.248 (6.3)				
	R2-3.5LW	c UL us	#6 (3.7)	.335 (8.5)	.906 (23.0)	.307 (7.8)				
	R2-4SW	c UL us	#8 (4.3)	.260 (6.6)	.807 (20.5)	.248 (6.3)				
	R2-4LW	c UL us	#8 (4.3)	.335 (8.5)	.906 (23.0)	.307 (7.8)				
	R2-5SW	c UL us	#10 (5.3)	.335 (8.5)	.906 (23.0)	.307 (7.8)				
	R2-5LW	c UL us	#10 (5.3)	.374 (9.5)	.906 (23.0)	.287 (7.3)				
	R2-6W	c UL us	1/4 (6.5)	.472 (12.0)	1.102 (28.0)	.433 (11.0)				
	R2-8W	c UL us	5/16 (8.4)	.472 (12.0)	1.102 (28.0)	.433 (11.0)				
	R2-10W	c UL us	3/8 (10.5)	.535 (13.6)	1.248 (31.7)	.547 (13.9)				
	R2-12W		1/2 (13.0)	.756 (19.2)	1.441 (36.6)	.630 (16.0)				
12~10. AWG 4~6 mm ²	R5-3W		#4 (3.2)	.283 (7.2)	.886 (22.5)	.232 (5.9)	.512 (13.0)	.256 (6.5)	.134 (3.4)	.039 (1.0)
	R5-3.5SW	c UL us	#6 (3.7)	.283 (7.2)	.886 (22.5)	.232 (5.9)				
	R5-3.5LW	c UL us	#6 (3.7)	.374 (9.5)	1.024 (26.0)	.327 (8.3)				
	R5-4SW	c UL us	#8 (4.3)	.283 (7.2)	.886 (22.5)	.232 (5.9)				
	R5-4LW	c UL us	#8 (4.3)	.374 (9.5)	1.024 (26.0)	.327 (8.3)				
	R5-5W	c UL us	#10 (5.3)	.374 (9.5)	1.024 (26.0)	.327 (8.3)				
	R5-6W	c UL us	1/4 (6.5)	.472 (12.0)	1.161 (29.5)	.413 (10.5)				
	R5-8W	c UL us	5/16 (8.4)	.591 (15.0)	1.346 (34.2)	.539 (13.7)				
	R5-10W	c UL us	3/8 (10.5)	.591 (15.0)	1.346 (34.2)	.539 (13.7)				
	R5-12W	c UL us	1/2 (13.0)	.756 (19.2)	1.520 (38.6)	.630 (16.0)				

DOUBLE CRIMP
PVC INSULATED RING TERMINALS

1. MAXIMUM ELECTRICAL RATING : 600 VOLTS
2. MAXIMUM TEMPERATURE : 75°C
3. TERMINAL MATERIAL : COPPER
4. PLATING : ELECTRO TIN PLATED
5. REINFORCEMENT SLEEVE : D TYPE SLEEVE
6. INSULATION MATERIAL : VINYL (PVC)

3 pcs design

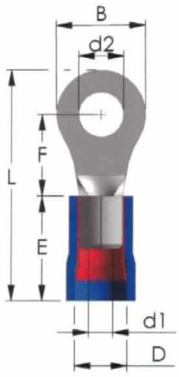

WIRE RANGE AWG / mm²	ITEM NO.	UL	STUD SIZE d2	DIMENSIONS inch (mm)						
				B	L	F	E	D	d1	t
22~16 AWG 0.5~1.5 mm²	R1-2VD	c UL us	#2 (2.2)	.260 (6.6)	.772 (19.6)	.248 (6.3)	.394 (10.0)	.169 (4.3)	.067 (1.7)	.030 (0.75)
	R1-3VD	c UL us	#4 (3.2)	.217 (5.5)	.657 (16.7)	.157 (4.0)				
	R1-3.5SVD	c UL us	#6 (3.7)	.217 (5.5)	.657 (16.7)	.157 (4.0)				
	R1-3.5MVD	c UL us	#6 (3.7)	.260 (6.6)	.772 (19.6)	.248 (6.3)				
	R1-3.5LVD	c UL us	#6 (3.7)	.315 (8.0)	.827 (21.0)	.276 (7.0)				
	R1-4SVD	c UL us	#8 (4.3)	.260 (6.6)	.772 (19.6)	.248 (6.3)				
	R1-4LVD	c UL us	#8 (4.3)	.315 (8.0)	.827 (21.0)	.276 (7.0)				
	R1-5VD	c UL us	#10 (5.3)	.315 (8.0)	.827 (21.0)	.276 (7.0)				
	R1-6VD	c UL us	1/4 (6.5)	.457 (11.6)	1.055 (26.8)	.437 (11.1)				
	R1-8VD	c UL us	5/16 (8.4)	.457 (11.6)	1.055 (26.8)	.437 (11.1)				
	R1-10VD	c UL us	3/8 (10.5)	.535 (13.6)	1.209 (30.7)	.547 (13.9)				
	R1-12VD	c UL us	1/2 (13.0)	.756 (19.2)	1.402 (35.6)	.630 (16.0)				
16~14 AWG 1.5~2.5 mm²	R2-2VD	c UL us	#2 (2.2)	.252 (6.4)	.689 (17.5)	.169 (4.3)	.394 (10.0)	.201 (5.1)	.091 (2.3)	.031 (0.8)
	R2-3VD	c UL us	#4 (3.2)	.252 (6.4)	.689 (17.5)	.169 (4.3)				
	R2-3.5SVD	c UL us	#6 (3.7)	.252 (6.4)	.689 (17.5)	.169 (4.3)				
	R2-3.5MVD	c UL us	#6 (3.7)	.260 (6.6)	.768 (19.5)	.248 (6.3)				
	R2-3.5LVD	c UL us	#6 (3.7)	.335 (8.5)	.866 (22.0)	.307 (7.8)				
	R2-4SVD	c UL us	#8 (4.3)	.260 (6.6)	.768 (19.5)	.248 (6.3)				
	R2-4LVD	c UL us	#8 (4.3)	.335 (8.5)	.866 (22.0)	.307 (7.8)				
	R2-5SVD	c UL us	#10 (5.3)	.335 (8.5)	.866 (22.0)	.307 (7.8)				
	R2-5LVD	c UL us	#10 (5.3)	.374 (9.5)	.866 (22.0)	.287 (7.3)				
	R2-6VD	c UL us	1/4 (6.5)	.472 (12.0)	1.063 (27.0)	.433 (11.0)				
	R2-8VD	c UL us	5/16 (8.4)	.472 (12.0)	1.063 (27.0)	.433 (11.0)				
	R2-10VD	c UL us	3/8 (10.5)	.535 (13.6)	1.209 (30.7)	.547 (13.9)				
	R2-12VD	c UL us	1/2 (13.0)	.756 (19.2)	1.402 (35.6)	.630 (16.0)				
12~10 AWG 4~6 mm²	R5-3VD	c UL us	#4 (3.2)	.283 (7.2)	.866 (22.0)	.232 (5.9)	.492 (12.5)	.268 (6.8)	.134 (3.4)	.039 (1.0)
	R5-3.5SVD	c UL us	#6 (3.7)	.283 (7.2)	.866 (22.0)	.232 (5.9)				
	R5-3.5LVD	c UL us	#6 (3.7)	.374 (9.5)	1.004 (25.5)	.327 (8.3)				
	R5-4SVD	c UL us	#8 (4.3)	.283 (7.2)	.866 (22.0)	.232 (5.9)				
	R5-4LVD	c UL us	#8 (4.3)	.374 (9.5)	1.004 (25.5)	.327 (8.3)				
	R5-5VD	c UL us	#10 (5.3)	.374 (9.5)	1.004 (25.5)	.327 (8.3)				
	R5-6VD	c UL us	1/4 (6.5)	.472 (12.0)	1.142 (29.0)	.413 (10.5)				
	R5-8VD	c UL us	5/16 (8.4)	.591 (15.0)	1.327 (33.7)	.539 (13.7)				
	R5-10VD	c UL us	3/8 (10.5)	.591 (15.0)	1.327 (33.7)	.539 (13.7)				
	R5-12VD	c UL us	1/2 (13.0)	.756 (19.2)	1.500 (38.1)	.630 (16.0)				

DOUBLE CRIMP
PVC INSULATED RING TERMINALS
~~~EASY ENTRY SLEEVE~~~

1. MAXIMUM ELECTRICAL RATING : 600 VOLTS
2. MAXIMUM TEMPERATURE : 75°C
3. TERMINAL MATERIAL : COPPER
4. PLATING : ELECTRO TIN PLATED
5. REINFORCEMENT SLEEVE : C TYPE SLEEVE
6. INSULATION MATERIAL : VINYL (PVC)

3 pcs design

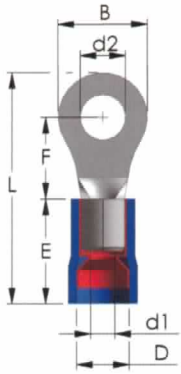

WIRE RANGE AWG / mm²	ITEM NO.	UL	STUD SIZE d2	DIMENSIONS inch (mm) B	L	F	E	D	d1	t
22~16 AWG 0.5~1.5 mm²	R1-2VC	c UL us	#2 (2.2)	.260 (6.6)	.772 (19.6)	.248 (6.3)	.394 (10.0)	.177 (4.5)	.067 (1.7)	.030 (0.75)
	R1-3VC	c UL us	#4 (3.2)	.217 (5.5)	.657 (16.7)	.157 (4.0)				
	R1-3.5SVC	c UL us	#6 (3.7)	.217 (5.5)	.657 (16.7)	.157 (4.0)				
	R1-3.5MVC	c UL us	#6 (3.7)	.260 (6.6)	.772 (19.6)	.248 (6.3)				
	R1-3.5LVC	c UL us	#6 (3.7)	.315 (8.0)	.827 (21.0)	.276 (7.0)				
	R1-4SVC	c UL us	#8 (4.3)	.260 (6.6)	.772 (19.6)	.248 (6.3)				
	R1-4LVC	c UL us	#8 (4.3)	.315 (8.0)	.827 (21.0)	.276 (7.0)				
	R1-5VC	c UL us	#10 (5.3)	.315 (8.0)	.827 (21.0)	.276 (7.0)				
	R1-6VC	c UL us	1/4 (6.5)	.457 (11.6)	1.055 (26.8)	.437 (11.1)				
	R1-8VC	c UL us	5/16 (8.4)	.457 (11.6)	1.055 (26.8)	.437 (11.1)				
	R1-10VC	c UL us	3/8 (10.5)	.535 (13.6)	1.209 (30.7)	.547 (13.9)				
	R1-12VC	c UL us	1/2 (13.0)	.756 (19.2)	1.402 (35.6)	.630 (16.0)				
16~14 AWG 1.5~2.5 mm²	R2-2VC	c UL us	#2 (2.2)	.252 (6.4)	.689 (17.5)	.169 (4.3)	.394 (10.0)	.197 (5.0)	.091 (2.3)	.031 (0.8)
	R2-3VC	c UL us	#4 (3.2)	.252 (6.4)	.689 (17.5)	.169 (4.3)				
	R2-3.5SVC	c UL us	#6 (3.7)	.252 (6.4)	.689 (17.5)	.169 (4.3)				
	R2-3.5MVC	c UL us	#6 (3.7)	.260 (6.6)	.768 (19.5)	.248 (6.3)				
	R2-3.5LVC	c UL us	#6 (3.7)	.335 (8.5)	.866 (22.0)	.307 (7.8)				
	R2-4SVC	c UL us	#8 (4.3)	.260 (6.6)	.768 (19.5)	.248 (6.3)				
	R2-4LVC	c UL us	#8 (4.3)	.335 (8.5)	.866 (22.0)	.307 (7.8)				
	R2-5SVC	c UL us	#10 (5.3)	.335 (8.5)	.866 (22.0)	.307 (7.8)				
	R2-5LVC	c UL us	#10 (5.3)	.374 (9.5)	.866 (22.0)	.287 (7.3)				
	R2-6VC	c UL us	1/4 (6.5)	.472 (12.0)	1.063 (27.0)	.433 (11.0)				
	R2-8VC	c UL us	5/16 (8.4)	.472 (12.0)	1.063 (27.0)	.433 (11.0)				
	R2-10VC	c UL us	3/8 (10.5)	.535 (13.6)	1.209 (30.7)	.547 (13.9)				
	R2-12VC	c UL us	1/2 (13.0)	.756 (19.2)	1.402 (35.6)	.630 (16.0)				
12~10 AWG 4~6 mm²	R5-3VC	c UL us	#4 (3.2)	.283 (7.2)	.886 (22.5)	.232 (5.9)	.512 (13.0)	.268 (6.8)	.134 (3.4)	.039 (1.0)
	R5-3.5SVC	c UL us	#6 (3.7)	.283 (7.2)	.886 (22.5)	.232 (5.9)				
	R5-3.5LVC	c UL us	#6 (3.7)	.374 (9.5)	1.024 (26.0)	.327 (8.3)				
	R5-4SVC	c UL us	#8 (4.3)	.283 (7.2)	.886 (22.5)	.232 (5.9)				
	R5-4LVC	c UL us	#8 (4.3)	.374 (9.5)	1.024 (26.0)	.327 (8.3)				
	R5-5VC	c UL us	#10 (5.3)	.374 (9.5)	1.024 (26.0)	.327 (8.3)				
	R5-6VC	c UL us	1/4 (6.5)	.472 (12.0)	1.161 (29.5)	.413 (10.5)				
	R5-8VC	c UL us	5/16 (8.4)	.591 (15.0)	1.346 (34.2)	.539 (13.7)				
	R5-10VC	c UL us	3/8 (10.5)	.591 (15.0)	1.346 (34.2)	.539 (13.7)				
	R5-12VC	c UL us	1/2 (13.0)	.756 (19.2)	1.520 (38.6)	.630 (16.0)				

NYLON INSULATED RING TERMINALS

1. MAXIMUM ELECTRICAL RATING : 600 VOLTS
2. MAXIMUM TEMPERATURE : 105˚C
3. TERMINAL MATERIAL : COPPER
4. PLATING : ELECTRO TIN PLATED
5. INSULATION MATERIAL : EASY ENTRY NYLON

2 pcs design

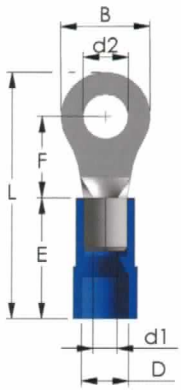

WIRE RANGE AWG / mm²	ITEM NO.	UL	STUD SIZE d2	DIMENSIONS inch (mm)						
				B	L	F	E	D	d1	t
22~16 AWG 0.5~1.5 mm²	R1-2A	c UL us	#2 (2.2)	.260 (6.6)	.811 (20.6)	.248 (6.3)	.433 (11.0)	.161 (4.1)	.067 (1.7)	.030 (0.75)
	R1-3A	c UL us	#4 (3.2)	.217 (5.5)	.697 (17.7)	.157 (4.0)				
	R1-3.5SA	c UL us	#6 (3.7)	.217 (5.5)	.697 (17.7)	.157 (4.0)				
	R1-3.5MA	c UL us	#6 (3.7)	.260 (6.6)	.811 (20.6)	.248 (6.3)				
	R1-3.5LA	c UL us	#6 (3.7)	.315 (8.0)	.866 (22.0)	.276 (7.0)				
	R1-4SA	c UL us	#8 (4.3)	.260 (6.6)	.811 (20.6)	.248 (6.3)				
	R1-4LA	c UL us	#8 (4.3)	.315 (8.0)	.866 (22.0)	.276 (7.0)				
	R1-5A	c UL us	#10 (5.3)	.315 (8.0)	.866 (22.0)	.276 (7.0)				
	R1-6A	c UL us	1/4 (6.5)	.457 (11.6)	1.094 (27.8)	.437 (11.1)				
	R1-8A	c UL us	5/16 (8.4)	.457 (11.6)	1.094 (27.8)	.437 (11.1)				
	R1-10A	c UL us	3/8 (10.5)	.535 (13.6)	1.248 (31.7)	.547 (13.9)				
	R1-12A	c UL us	1/2 (13.0)	.756 (19.2)	1.441 (36.6)	.630 (16.0)				
16~14 AWG 1.5~2.5 mm²	R2-2A	c UL us	#2 (2.2)	.252 (6.4)	.728 (18.5)	.169 (4.3)	.433 (11.0)	.177 (4.5)	.091 (2.3)	.031 (0.8)
	R2-3A	c UL us	#4 (3.2)	.252 (6.4)	.728 (18.5)	.169 (4.3)				
	R2-3.5SA	c UL us	#6 (3.7)	.252 (6.4)	.728 (18.5)	.169 (4.3)				
	R2-3.5MA	c UL us	#6 (3.7)	.260 (6.6)	.807 (20.5)	.248 (6.3)				
	R2-3.5LA	c UL us	#6 (3.7)	.335 (8.5)	.906 (23.0)	.307 (7.8)				
	R2-4SA	c UL us	#8 (4.3)	.260 (6.6)	.807 (20.5)	.248 (6.3)				
	R2-4LA	c UL us	#8 (4.3)	.335 (8.5)	.906 (23.0)	.307 (7.8)				
	R2-5SA	c UL us	#10 (5.3)	.335 (8.5)	.906 (23.0)	.307 (7.8)				
	R2-5LA	c UL us	#10 (5.3)	.374 (9.5)	.906 (23.0)	.287 (7.3)				
	R2-6A	c UL us	1/4 (6.5)	.472 (12.0)	1.102 (28.0)	.433 (11.0)				
	R2-8A	c UL us	5/16 (8.4)	.472 (12.0)	1.102 (28.0)	.433 (11.0)				
	R2-10A	c UL us	3/8 (10.5)	.535 (13.6)	1.248 (31.7)	.547 (13.9)				
	R2-12A	c UL us	1/2 (13.0)	.756 (19.2)	1.441 (36.6)	.630 (16.0)				
12~10 AWG 4~6 mm²	R5-3A		#4 (3.2)	.283 (7.2)	.886 (22.5)	.232 (5.9)	.512 (13.0)	.256 (6.5)	.134 (3.4)	.039 (1.0)
	R5-3.5SA	c UL us	#6 (3.7)	.283 (7.2)	.886 (22.5)	.232 (5.9)				
	R5-3.5LA	c UL us	#6 (3.7)	.374 (9.5)	1.024 (26.0)	.327 (8.3)				
	R5-4SA	c UL us	#8 (4.3)	.283 (7.2)	.886 (22.5)	.232 (5.9)				
	R5-4LA	c UL us	#8 (4.3)	.374 (9.5)	1.024 (26.0)	.327 (8.3)				
	R5-5A	c UL us	#10 (5.3)	.374 (9.5)	1.024 (26.0)	.327 (8.3)				
	R5-6A	c UL us	1/4 (6.5)	.472 (12.0)	1.161 (29.5)	.413 (10.5)				
	R5-8A	c UL us	5/16 (8.4)	.591 (15.0)	1.346 (34.2)	.539 (13.7)				
	R5-10A	c UL us	3/8 (10.5)	.591 (15.0)	1.346 (34.2)	.539 (13.7)				
	R5-12A	c UL us	1/2 (13.0)	.756 (19.2)	1.520 (38.6)	.630 (16.0)				

NYLON INSULATED RING TERMINALS

1. MAXIMUM ELECTRICAL RATING : 600 VOLTS
2. MAXIMUM TEMPERATURE : 105˚C
3. TERMINAL MATERIAL : COPPER
4. PLATING : ELECTRO TIN PLATED
5. INSULATION MATERIAL : EASY ENTRY NYLON
6. BRAZE SEAM : 8mm²/AWG upto 38mm²/2AWG

WIRE RANGE AWG / mm²	ITEM NO.	STUD SIZE d2	DIMENSIONS inch (mm)						
			B	F	L	E	D	d1	t
8 A.W.G. 8 mm²	R8-3.5BA	#6 (3.7)	.346 (8.8)	.382 (9.7)	1.181 (30.0)	.630 (16.0)	.315 (8.0)	.177 (4.5)	.047 (1.2)
	R8-4SBA	#8 (4.3)	.346 (8.8)	.382 (9.7)	1.181 (30.0)				
	R8-4LBA	#8 (4.3)	.472 (12.0)	.382 (9.7)	1.240 (31.5)				
	R8-5SBA	#10 (5.3)	.346 (8.8)	.382 (9.7)	1.181 (30.0)				
	R8-5MBA	#10 (5.3)	.472 (12.0)	.382 (9.7)	1.240 (31.5)				
	R8-5LBA	#10 (5.3)	.591 (15.0)	.543 (13.8)	1.457 (37.0)				
	R8-6SBA	1/4 (6.5)	.472 (12.0)	.382 (9.7)	1.240 (31.5)				
	R8-6LBA	1/4 (6.5)	.591 (15.0)	.543 (13.8)	1.457 (37.0)				
	R8-8BA	5/16 (8.4)	.591 (15.0)	.543 (13.8)	1.457 (37.0)				
	R8-10BA	3/8 (10.5)	.591 (15.0)	.543 (13.8)	1.457 (37.0)				
	R8-12BA	1/2 (13.0)	.787 (20.0)	.591 (15.0)	1.614 (41.0)				
	R8-14BA	9/16 (15.0)	1.244 (31.6)	1.008 (25.6)	2.244 (57.0)				
	R8-16BA	5/8 (17.0)	1.244 (31.6)	1.008 (25.6)	2.244 (57.0)				
	R8-18BA	11/16 (19.0)	1.244 (31.6)	1.008 (25.6)	2.244 (57.0)				
	R8-20BA	3/4 (21.0)	1.244 (31.6)	1.008 (25.6)	2.244 (57.0)				
6 A.W.G. 14 mm²	R14-4BA	#8 (4.3)	.472 (12.0)	.524 (13.3)	1.583 (40.2)	.846 (21.5)	.433 (11.0)	.228 (5.8)	.059 (1.5)
	R14-5BA	#10 (5.3)	.472 (12.0)	.524 (13.3)	1.583 (40.2)				
	R14-6SBA	1/4 (6.5)	.472 (12.0)	.524 (13.3)	1.583 (40.2)				
	R14-6LBA	1/4 (6.5)	.630 (16.0)	.559 (14.2)	1.713 (43.5)				
	R14-8BA	5/16 (8.4)	.630 (16.0)	.559 (14.2)	1.713 (43.5)				
	R14-10BA	3/8 (10.5)	.630 (16.0)	.559 (14.2)	1.713 (43.5)				
	R14-12BA	1/2 (13.0)	.866 (22.0)	.780 (19.8)	2.047 (52.0)				
	R14-14BA	9/16 (15.0)	1.244 (31.6)	.996 (25.3)	2.441 (62.0)				
	R14-16BA	5/8 (17.0)	1.244 (31.6)	.996 (25.3)	2.441 (62.0)				
	R14-18BA	11/16 (19.0)	1.244 (31.6)	.996 (25.3)	2.441 (62.0)				
	R14-20BA	3/4 (21.0)	1.244 (31.6)	.996 (25.3)	2.441 (62.0)				
4 A.W.G. 22 mm²	R22-4BA	#8 (4.3)	.480 (12.2)	.594 (15.1)	1.752 (44.5)	.945 (24.0)	.512 (13.0)	.303 (7.7)	.067 (1.7)
	R22-5SBA	#10 (5.3)	.480 (12.2)	.594 (15.1)	1.752 (44.5)				
	R22-5LBA	#10 (5.3)	.650 (16.5)	.531 (13.5)	1.764 (44.8)				
	R22-6SBA	1/4 (6.5)	.480 (12.2)	.594 (15.1)	1.752 (44.5)				
	R22-6LBA	1/4 (6.5)	.650 (16.5)	.531 (13.5)	1.764 (44.8)				
	R22-8BA	5/16 (8.4)	.650 (16.5)	.531 (13.5)	1.764 (44.8)				
	R22-10BA	3/8 (10.5)	.650 (16.5)	.531 (13.5)	1.764 (44.8)				
	R22-10LBA	3/8 (10.5)	.689 (17.5)	.630 (16.0)	1.917 (48.7)				
	R22-12BA	1/2 (13.0)	.866 (22.0)	.776 (19.7)	2.146 (54.5)				
	R22-14BA	9/16 (15.0)	1.181 (30.0)	.953 (24.2)	2.480 (63.0)				
	R22-16BA	5/8 (17.0)	1.181 (30.0)	.953 (24.2)	2.480 (63.0)				
	R22-18BA	11/16 (19.0)	1.181 (30.0)	.953 (24.2)	2.480 (63.0)				
	R22-20BA	3/4 (21.0)	1.181 (30.0)	.953 (24.2)	2.480 (63.0)				
2 A.W.G. 38 mm²	R38-5BA	#10 (5.3)	.602 (15.3)	.685 (17.4)	2.047 (52.0)	1.063 (27.0)	.571 (14.5)	.370 (9.4)	.071 (1.8)
	R38-6SBA	1/4 (6.5)	.602 (15.3)	.685 (17.4)	2.047 (52.0)				
	R38-6LBA	1/4 (6.5)	.866 (22.0)	.697 (17.7)	2.193 (55.7)				
	R38-8SBA	5/16 (8.4)	.602 (15.3)	.685 (17.4)	2.047 (52.0)				
	R38-8LBA	5/16 (8.4)	.866 (22.0)	.697 (17.7)	2.193 (55.7)				
	R38-10SBA	3/8 (10.5)	.602 (15.3)	.685 (17.4)	2.047 (52.0)				
	R38-10LBA	3/8 (10.5)	.866 (22.0)	.697 (17.7)	2.193 (55.7)				
	R38-12BA	1/2 (13.0)	.866 (22.0)	.697 (17.7)	2.193 (55.7)				
	R38-14BA	9/16 (15.0)	1.181 (30.0)	.917 (23.3)	2.559 (65.0)				
	R38-16BA	5/8 (17.0)	1.181 (30.0)	.917 (23.3)	2.559 (65.0)				
	R38-18BA	11/16 (19.0)	1.181 (30.0)	.917 (23.3)	2.559 (65.0)				
	R38-20BA	3/4 (21.0)	1.181 (30.0)	.917 (23.3)	2.559 (65.0)				

DOUBLE CRIMP
NYLON INSULATED RING TERMINALS
~~~EASY ENTRY SLEEVE~~~

1. MAXIMUM ELECTRICAL RATING : 600 VOLTS
2. MAXIMUM TEMPERATURE : 105°C
3. TERMINAL MATERIAL : COPPER
4. PLATING : ELECTRO TIN PLATED
5. REINFORCEMENT SLEEVE : C TYPE SLEEVE
6. INSULATION MATERIAL : NYLON

3 pcs design

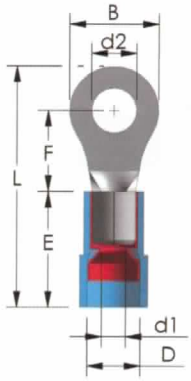

WIRE RANGE AWG / mm²	ITEM NO.	UL	STUD SIZE d2	DIMENSIONS inch (mm)						
				B	L	F	E	D	d1	t
22~16 AWG 0.5~1.5 mm²	R1-2AC	c UL us	#2 (2.2)	.260 (6.6)	.811 (20.6)	.248 (6.3)	.433 (11.0)	.161 (4.1)	.067 (1.7)	.030 (0.75)
	R1-3AC	c UL us	#4 (3.2)	.217 (5.5)	.697 (17.7)	.157 (4.0)				
	R1-3.5SAC	c UL us	#6 (3.7)	.217 (5.5)	.697 (17.7)	.157 (4.0)				
	R1-3.5MAC	c UL us	#6 (3.7)	.260 (6.6)	.811 (20.6)	.248 (6.3)				
	R1-3.5LAC	c UL us	#6 (3.7)	.315 (8.0)	.866 (22.0)	.276 (7.0)				
	R1-4SAC	c UL us	#8 (4.3)	.260 (6.6)	.811 (20.6)	.248 (6.3)				
	R1-4LAC	c UL us	#8 (4.3)	.315 (8.0)	.866 (22.0)	.276 (7.0)				
	R1-5AC	c UL us	#10 (5.3)	.315 (8.0)	.866 (22.0)	.276 (7.0)				
	R1-6AC	c UL us	1/4 (6.5)	.457 (11.6)	1.094 (27.8)	.437 (11.1)				
	R1-8AC	c UL us	5/16 (8.4)	.457 (11.6)	1.094 (27.8)	.437 (11.1)				
	R1-10AC	c UL us	3/8 (10.5)	.535 (13.6)	1.248 (31.7)	.547 (13.9)				
	R1-12AC	c UL us	1/2 (13.0)	.756 (19.2)	1.441 (36.6)	.630 (16.0)				
16~14 AWG 1.5~2.5 mm²	R2-2AC	c UL us	#2 (2.2)	.252 (6.4)	.728 (18.5)	.169 (4.3)	.433 (11.0)	.177 (4.5)	.091 (2.3)	.031 (0.8)
	R2-3AC	c UL us	#4 (3.2)	.252 (6.4)	.728 (18.5)	.169 (4.3)				
	R2-3.5SAC	c UL us	#6 (3.7)	.252 (6.4)	.728 (18.5)	.169 (4.3)				
	R2-3.5MAC	c UL us	#6 (3.7)	.260 (6.6)	.807 (20.5)	.248 (6.3)				
	R2-3.5LAC	c UL us	#6 (3.7)	.335 (8.5)	.906 (23.0)	.307 (7.8)				
	R2-4SAC	c UL us	#8 (4.3)	.260 (6.6)	.807 (20.5)	.248 (6.3)				
	R2-4LAC	c UL us	#8 (4.3)	.335 (8.5)	.906 (23.0)	.307 (7.8)				
	R2-5SAC	c UL us	#10 (5.3)	.335 (8.5)	.906 (23.0)	.307 (7.8)				
	R2-5LAC	c UL us	#10 (5.3)	.374 (9.5)	.906 (23.0)	.287 (7.3)				
	R2-6SAC	c UL us	1/4 (6.5)	.374 (9.5)	.906 (23.0)	.287 (7.3)				
	R2-6AC	c UL us	1/4 (6.5)	.472 (12.0)	1.102 (28.0)	.433 (11.0)				
	R2-8AC	c UL us	5/16 (8.4)	.472 (12.0)	1.102 (28.0)	.433 (11.0)				
	R2-10AC	c UL us	3/8 (10.5)	.535 (13.6)	1.248 (31.7)	.547 (13.9)				
	R2-12AC	c UL us	1/2 (13.0)	.756 (19.2)	1.441 (36.6)	.630 (16.0)				
12~10 AWG 4~6 mm²	R5-3AC	c UL us	#4 (3.2)	.283 (7.2)	.886 (22.5)	.232 (5.9)	.512 (13.0)	.256 (6.5)	.134 (3.4)	.039 (1.0)
	R5-3.5SAC	c UL us	#6 (3.7)	.283 (7.2)	.886 (22.5)	.232 (5.9)				
	R5-3.5LAC	c UL us	#6 (3.7)	.374 (9.5)	1.024 (26.0)	.327 (8.3)				
	R5-4SAC	c UL us	#8 (4.3)	.283 (7.2)	.886 (22.5)	.232 (5.9)				
	R5-4LAC	c UL us	#8 (4.3)	.374 (9.5)	1.024 (26.0)	.327 (8.3)				
	R5-5AC	c UL us	#10 (5.3)	.374 (9.5)	1.024 (26.0)	.327 (8.3)				
	R5-6AC	c UL us	1/4 (6.5)	.472 (12.0)	1.161 (29.5)	.413 (10.5)				
	R5-8AC	c UL us	5/16 (8.4)	.591 (15.0)	1.346 (34.2)	.539 (13.7)				
	R5-10AC	c UL us	3/8 (10.5)	.591 (15.0)	1.346 (34.2)	.539 (13.7)				
	R5-12AC	c UL us	1/2 (13.0)	.756 (19.2)	1.520 (38.6)	.630 (16.0)				

INSULATED 3 WAY RING TERMINALS

1. MAXIMUM ELECTRICAL RATING : 600 VOLTS
2. MAXIMUM TEMPERATURE : 105˚C
3. TERMINAL MATERIAL : COPPER
4. INSULATION MATERIAL : VINYL / NYLON

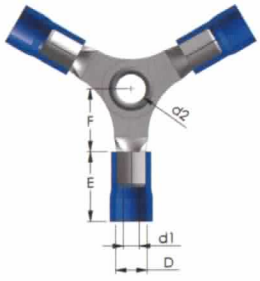

INSULATION MATERIAL	WIRE RANGE AWG / mm²	ITEM NO.	STUD SIZE d2	DIMENSIONS inch (mm)				
				F	E	D	d1	t
PVC	22~16 AWG 0.5~1.5 mm²	3W1V	#8 (4.3)	.276 (7.0)	.394 (10.0)	.161 (4.1)	.067 (1.7)	.030 (0.75)
	16~14 AWG 1.5~2.5 mm²	3W2V	#8 (4.3)	.307 (7.8)	.394 (10.0)	.177 (4.5)	.091 (2.3)	.031 (0.8)
	12~10 AWG 4~6 mm²	3W5V	#8 (4.3)	.327 (8.3)	.492 (12.5)	.256 (6.5)	.134 (3.4)	.039 (1.0)
NYLON	22~16 AWG 0.5~1.5 mm²	3W1A	#8 (4.3)	.276 (7.0)	.433 (11.0)	.161 (4.1)	.067 (1.7)	.030 (0.75)
	16~14 AWG 1.5~2.5 mm²	3W2A	#8 (4.3)	.307 (7.8)	.433 (11.0)	.177 (4.5)	.091 (2.3)	.031 (0.8)
	12~10 AWG 4~6 mm²	3W5A	#8 (4.3)	.327 (8.3)	.512 (13.0)	.256 (6.5)	.134 (3.4)	.039 (1.0)

INSULATED 4 WAY RING TERMINALS

1. MAXIMUM ELECTRICAL RATING : 600 VOLTS
2. MAXIMUM TEMPERATURE : 105˚C
3. TERMINAL MATERIAL : COPPER
4. INSULATION MATERIAL : VINYL / NYLON



INSULATION MATERIAL	WIRE RANGE AWG / mm²	ITEM NO.	STUD SIZE d2	DIMENSIONS inch (mm)				
				F	E	D	d1	t
PVC	22~16 AWG 0.5~1.5 mm²	4W1V	#8 (4.3)	.276 (7.0)	.394 (10.0)	.161 (4.1)	.067 (1.7)	.030 (0.75)
	16~14 AWG 1.5~2.5 mm²	4W2V	#8 (4.3)	.307 (7.8)	.394 (10.0)	.177 (4.5)	.091 (2.3)	.031 (0.8)
	12~10 AWG 4~6 mm²	4W5V	#8 (4.3)	.327 (8.3)	.492 (12.5)	.256 (6.5)	.134 (3.4)	.039 (1.0)
NYLON	22~16 AWG 0.5~1.5 mm²	4W1A	#8 (4.3)	.276 (7.0)	.433 (11.0)	.161 (4.1)	.067 (1.7)	.030 (0.75)
	16~14 AWG 1.5~2.5 mm²	4W2A	#8 (4.3)	.307 (7.8)	.433 (11.0)	.177 (4.5)	.091 (2.3)	.031 (0.8)
	12~10 AWG 4~6 mm²	4W5A	#8 (4.3)	.327 (8.3)	.512 (13.0)	.256 (6.5)	.134 (3.4)	.039 (1.0)

PVC INSULATED SPADE TERMINALS

1. MAXIMUM ELECTRICAL RATING : 600 VOLTS
2. MAXIMUM TEMPERATURE : 105˚C
3. TERMINAL MATERIAL : COPPER
4. PLATING : ELECTRO TIN PLATED
5. INSULAION MATERIAL : VINYL (PVC)
6. 8mm²/AWG : BRAZE SEAM

2 pcs design

WIRE RANGE AWG / mm²	ITEM NO.	UL	STUD SIZE d2	DIMENSIONS inch (mm)						
				B	L	F	E	D	d1	t
22~16 AWG 0.5~1.5 mm²	S1-3SV	c UL us	#4 (3.2)	.197 (5.0)	.827 (21.0)	.248 (6.3)	.394 (10.0)	.161 (4.1)	.067 (1.7)	.030 (0.75)
	S1-3V	c UL us	#4 (3.2)	.228 (5.8)	.827 (21.0)	.248 (6.3)				
	S1-3.5SV	c UL us	#6 (3.7)	.228 (5.8)	.827 (21.0)	.248 (6.3)				
	S1-3.5MV	c UL us	#6 (3.7)	.252 (6.4)	.811 (20.6)	.248 (6.3)				
	S1-3.5LV	c UL us	#6 (3.7)	.283 (7.2)	.827 (21.0)	.248 (6.3)				
	S1-4SV	c UL us	#8 (4.3)	.252 (6.4)	.811 (20.6)	.248 (6.3)				
	S1-4MV	c UL us	#8 (4.3)	.283 (7.2)	.827 (21.0)	.248 (6.3)				
	S1-4LV	c UL us	#8 (4.3)	.315 (8.0)	.827 (21.0)	.276 (7.0)				
	S1-5SV	c UL us	#10 (5.3)	.315 (8.0)	.827 (21.0)	.276 (7.0)				
	S1-5LV	c UL us	#10 (5.3)	.374 (9.5)	.827 (21.0)	.276 (7.0)				
	S1-6SV	c UL us	1/4 (6.5)	.374 (9.5)	.827 (21.0)	.276 (7.0)				
	S1-6LV	c UL us	1/4 (6.5)	.472 (12.0)	1.071 (27.2)	.433 (11.0)				
	S1-8V	c UL us	5/16 (8.4)	.472 (12.0)	1.071 (27.2)	.433 (11.0)				
16~14 AWG 1.5~2.5 mm²	S2-3SV	c UL us	#4 (3.2)	.197 (5.0)	.827 (21.0)	.248 (6.3)	.394 (10.0)	.177 (4.5)	.091 (2.3)	.031 (0.8)
	S2-3V	c UL us	#4 (3.2)	.228 (5.8)	.827 (21.0)	.248 (6.3)				
	S2-3.5SV	c UL us	#6 (3.7)	.228 (5.8)	.827 (21.0)	.248 (6.3)				
	S2-3.5MV	c UL us	#6 (3.7)	.252 (6.4)	.827 (21.0)	.248 (6.3)				
	S2-3.5LV	c UL us	#6 (3.7)	.283 (7.2)	.835 (21.2)	.256 (6.5)				
	S2-4SV	c UL us	#8 (4.3)	.252 (6.4)	.827 (21.0)	.248 (6.3)				
	S2-4MV	c UL us	#8 (4.3)	.283 (7.2)	.835 (21.2)	.256 (6.5)				
	S2-4LV	c UL us	#8 (4.3)	.335 (8.5)	.866 (22.0)	.287 (7.3)				
	S2-5SV	c UL us	#10 (5.3)	.335 (8.5)	.866 (22.0)	.287 (7.3)				
	S2-5LV	c UL us	#10 (5.3)	.374 (9.5)	.866 (22.0)	.287 (7.3)				
	S2-6SV	c UL us	1/4 (6.5)	.374 (9.5)	.866 (22.0)	.287 (7.3)				
	S2-6LV	c UL us	1/4 (6.5)	.472 (12.0)	1.071 (27.2)	.433 (11.0)				
	S2-8V	c UL us	5/16 (8.4)	.472 (12.0)	1.071 (27.2)	.433 (11.0)				
14~12 AWG 2.5~4 mm²	S3-3.5V		#6 (3.7)	.315 (8.0)	.976 (24.8)	.276 (7.0)	.492 (12.5)	.236 (6.0)	.110 (2.8)	.039 (1.0)
	S3-4V		#8 (4.3)	.315 (8.0)	.976 (24.8)	.276 (7.0)				
	S3-5V		#10 (5.3)	.315 (8.0)	.976 (24.8)	.276 (7.0)				
	S3-6V		1/4 (6.5)	.472 (12.0)	1.102 (28.0)	.358 (9.1)				
12~10 AWG 4~6 mm²	S5-3.5SV	c UL us	#6 (3.7)	.283 (7.2)	.992 (25.2)	.295 (7.5)	.492 (12.5)	.256 (6.5)	.134 (3.4)	.039 (1.0)
	S5-3.5LV	c UL us	#6 (3.7)	.335 (8.5)	.992 (25.2)	.295 (7.5)				
	S5-4SV	c UL us	#8 (4.3)	.335 (8.5)	.992 (25.2)	.295 (7.5)				
	S5-4LV	c UL us	#8 (4.3)	.374 (9.5)	.992 (25.2)	.295 (7.5)				
	S5-5V	c UL us	#10 (5.3)	.374 (9.5)	.992 (25.2)	.295 (7.5)				
	S5-6SV	c UL us	1/4 (6.5)	.374 (9.5)	.992 (25.2)	.295 (7.5)				
	S5-6LV	c UL us	1/4 (6.5)	.472 (12.0)	1.228 (31.2)	.472 (12.0)				
	S5-8V	c UL us	5/16 (8.4)	.531 (13.5)	1.181 (30.0)	.413 (10.5)				
8 AWG 8 mm²	S8-4BV		#8 (4.3)	.323 (8.2)	1.142 (29.0)	.319 (8.1)	.669 (17.0)	.315 (8.0)	.177 (4.5)	.047 (1.2)
	S8-5BV		#10 (5.3)	.354 (9.0)						
	S8-6BV		#1/4 (6.5)	.425 (10.8)	1.201 (30.5)	.339 (8.6)				

EASY ENTRY
PVC INSULATED SPADE TERMINALS

1. MAXIMUM ELECTRICAL RATING : 600 VOLTS
2. MAXIMUM TEMPERATURE : 75˚C
3. TERMINAL MATERIAL : COPPER
4. PLATING : ELECTRO TIN PLATED
5. INSULATION MATERIAL : EASY ENTRY VINYL (PVC)

2 pcs design

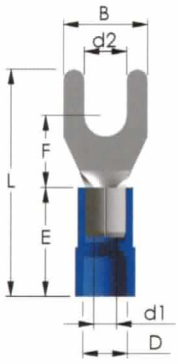

WIRE RANGE AWG / mm²	ITEM NO.	UL	STUD SIZE d2	DIMENSIONS inch (mm)						
				B	L	F	E	D	d1	t
22~16 AWG 0.5~1.5 mm²	S1-3SW	c UL us	#4 (3.2)	.197 (5.0)	.866 (22.0)	.248 (6.3)	.433 (11.0)	.161 (4.1)	.067 (1.7)	.030 (0.75)
	S1-3W	c UL us	#4 (3.2)	.228 (5.8)	.866 (22.0)	.248 (6.3)				
	S1-3.5SW	c UL us	#6 (3.7)	.228 (5.8)	.866 (22.0)	.248 (6.3)				
	S1-3.5MW	c UL us	#6 (3.7)	.252 (6.4)	.850 (21.6)	.248 (6.3)				
	S1-3.5LW	c UL us	#6 (3.7)	.283 (7.2)	.866 (22.0)	.248 (6.3)				
	S1-4SW	c UL us	#8 (4.3)	.252 (6.4)	.850 (21.6)	.248 (6.3)				
	S1-4MW	c UL us	#8 (4.3)	.283 (7.2)	.866 (22.0)	.248 (6.3)				
	S1-4LW	c UL us	#8 (4.3)	.315 (8.0)	.866 (22.0)	.276 (7.0)				
	S1-5SW	c UL us	#10 (5.3)	.315 (8.0)	.866 (22.0)	.276 (7.0)				
	S1-5LW	c UL us	#10 (5.3)	.374 (9.5)	.866 (22.0)	.276 (7.0)				
	S1-6SW	c UL us	1/4 (6.5)	.374 (9.5)	.866 (22.0)	.276 (7.0)				
	S1-6LW	c UL us	1/4 (6.5)	.472 (12.0)	1.110 (28.2)	.433 (11.0)				
	S1-8W	c UL us	5/16 (8.4)	.472 (12.0)	1.110 (28.2)	.433 (11.0)				
16~14 AWG 1.5~2.5 mm²	S2-3SW	c UL us	#4 (3.2)	.197 (5.0)	.866 (22.0)	.248 (6.3)	.433 (11.0)	.177 (4.5)	.091 (2.3)	.031 (0.8)
	S2-3W	c UL us	#4 (3.2)	.228 (5.8)	.866 (22.0)	.248 (6.3)				
	S2-3.5SW	c UL us	#6 (3.7)	.228 (5.8)	.866 (22.0)	.248 (6.3)				
	S2-3.5MW	c UL us	#6 (3.7)	.252 (6.4)	.866 (22.0)	.248 (6.3)				
	S2-3.5LW	c UL us	#6 (3.7)	.283 (7.2)	.874 (22.2)	.256 (6.5)				
	S2-4SW	c UL us	#8 (4.3)	.252 (6.4)	.866 (22.0)	.248 (6.3)				
	S2-4MW	c UL us	#8 (4.3)	.283 (7.2)	.874 (22.2)	.256 (6.5)				
	S2-4LW	c UL us	#8 (4.3)	.335 (8.5)	.906 (23.0)	.287 (7.3)				
	S2-5SW	c UL us	#10 (5.3)	.335 (8.5)	.906 (23.0)	.287 (7.3)				
	S2-5LW	c UL us	#10 (5.3)	.374 (9.5)	.906 (23.0)	.287 (7.3)				
	S2-6SW	c UL us	1/4 (6.5)	.374 (9.5)	.906 (23.0)	.287 (7.3)				
	S2-6LW	c UL us	1/4 (6.5)	.472 (12.0)	1.110 (28.2)	.433 (11.0)				
	S2-8W	c UL us	5/16 (8.4)	.472 (12.0)	1.110 (28.2)	.433 (11.0)				
12~10 AWG 4~6 mm²	S5-3.5SW	c UL us	#6 (3.7)	.283 (7.2)	1.012 (25.7)	.295 (7.5)	.512 (13.0)	.256 (6.5)	.134 (3.4)	.039 (1.0)
	S5-3.5LW	c UL us	#6 (3.7)	.335 (8.5)	1.012 (25.7)	.295 (7.5)				
	S5-4SW	c UL us	#8 (4.3)	.335 (8.5)	1.012 (25.7)	.295 (7.5)				
	S5-4LW	c UL us	#8 (4.3)	.374 (9.5)	1.012 (25.7)	.295 (7.5)				
	S5-5W	c UL us	#10 (5.3)	.374 (9.5)	1.012 (25.7)	.295 (7.5)				
	S5-6SW	c UL us	1/4 (6.5)	.374 (9.5)	1.012 (25.7)	.295 (7.5)				
	S5-6LW	c UL us	1/4 (6.5)	.472 (12.0)	1.248 (31.7)	.472 (12.0)				
	S5-8W	c UL us	5/16 (8.4)	.531 (13.5)	1.201 (30.5)	.413 (10.5)				

DOUBLE CRIMP
PVC INSULATED SPADE TERMINALS

1. MAXIMUM ELECTRICAL RATING : 600 VOLTS
2. MAXIMUM TEMPERATURE : 75°C
3. TERMINAL MATERIAL : COPPER
4. PLATING : ELECTRO TIN PLATED
5. REINFORCEMENT SLEEVE : D TYPE SLEEVE
6. INSULATION MATERIAL : VINYL (PVC)

3 pcs design

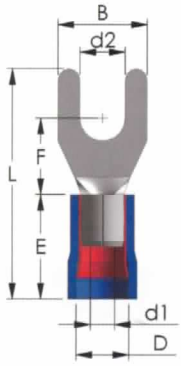

WIRE RANGE AWG / mm²	ITEM NO.	UL	STUD SIZE d2	DIMENSIONS inch (mm)						
				B	L	F	E	D	d1	t
22~16 AWG 0.5~1.5 mm²	S1-3SVD	c UL us	#4 (3.2)	.197 (5.0)	.827 (21.0)	.248 (6.3)	.394 (10.0)	.169 (4.3)	.067 (1.7)	.030 (0.75)
	S1-3VD	c UL us	#4 (3.2)	.228 (5.8)	.827 (21.0)	.248 (6.3)				
	S1-3.5SVD	c UL us	#6 (3.7)	.228 (5.8)	.827 (21.0)	.248 (6.3)				
	S1-3.5MVD	c UL us	#6 (3.7)	.252 (6.4)	.811 (20.6)	.248 (6.3)				
	S1-3.5LVD	c UL us	#6 (3.7)	.283 (7.2)	.827 (21.0)	.248 (6.3)				
	S1-4SVD	c UL us	#8 (4.3)	.252 (6.4)	.811 (20.6)	.248 (6.3)				
	S1-4MVD	c UL us	#8 (4.3)	.283 (7.2)	.827 (21.0)	.248 (6.3)				
	S1-4LVD	c UL us	#8 (4.3)	.315 (8.0)	.827 (21.0)	.276 (7.0)				
	S1-5SVD	c UL us	#10 (5.3)	.315 (8.0)	.827 (21.0)	.276 (7.0)				
	S1-5LVD	c UL us	#10 (5.3)	.374 (9.5)	.827 (21.0)	.276 (7.0)				
	S1-6SVD	c UL us	1/4 (6.5)	.374 (9.5)	.827 (21.0)	.276 (7.0)				
	S1-6LVD	c UL us	1/4 (6.5)	.472 (12.0)	1.071 (27.2)	.433 (11.0)				
	S1-8VD	c UL us	5/16 (8.4)	.472 (12.0)	1.071 (27.2)	.433 (11.0)				
16~14 AWG 1.5~2.5 mm²	S2-3SVD	c UL us	#4 (3.2)	.197 (5.0)	.827 (21.0)	.248 (6.3)	.394 (10.0)	.201 (5.1)	.091 (2.3)	.031 (0.8)
	S2-3VD	c UL us	#4 (3.2)	.228 (5.8)	.827 (21.0)	.248 (6.3)				
	S2-3.5SVD	c UL us	#6 (3.7)	.228 (5.8)	.827 (21.0)	.248 (6.3)				
	S2-3.5MVD	c UL us	#6 (3.7)	.252 (6.4)	.827 (21.0)	.248 (6.3)				
	S2-3.5LVD	c UL us	#6 (3.7)	.283 (7.2)	.835 (21.2)	.256 (6.5)				
	S2-4SVD	c UL us	#8 (4.3)	.252 (6.4)	.827 (21.0)	.248 (6.3)				
	S2-4MVD	c UL us	#8 (4.3)	.283 (7.2)	.835 (21.2)	.256 (6.5)				
	S2-4LVD	c UL us	#8 (4.3)	.335 (8.5)	.866 (22.0)	.287 (7.3)				
	S2-5SVD	c UL us	#10 (5.3)	.335 (8.5)	.866 (22.0)	.287 (7.3)				
	S2-5LVD	c UL us	#10 (5.3)	.374 (9.5)	.866 (22.0)	.287 (7.3)				
	S2-6SVD	c UL us	1/4 (6.5)	.374 (9.5)	.866 (22.0)	.287 (7.3)				
	S2-6LVD	c UL us	1/4 (6.5)	.472 (12.0)	1.071 (27.2)	.433 (11.0)				
	S2-8VD	c UL us	5/16 (8.4)	.472 (12.0)	1.071 (27.2)	.433 (11.0)				
12~10 AWG 4~6 mm²	S5-3.5SVD	c UL us	#6 (3.7)	.283 (7.2)	.992 (25.2)	.295 (7.5)	.492 (12.5)	.268 (6.8)	.134 (3.4)	.039 (1.0)
	S5-3.5LVD	c UL us	#6 (3.7)	.335 (8.5)	.992 (25.2)	.295 (7.5)				
	S5-4SVD	c UL us	#8 (4.3)	.335 (8.5)	.992 (25.2)	.295 (7.5)				
	S5-4LVD	c UL us	#8 (4.3)	.374 (9.5)	.992 (25.2)	.295 (7.5)				
	S5-5VD	c UL us	#10 (5.3)	.374 (9.5)	.992 (25.2)	.295 (7.5)				
	S5-6SVD	c UL us	1/4 (6.5)	.374 (9.5)	.992 (25.2)	.295 (7.5)				
	S5-6LVD	c UL us	1/4 (6.5)	.472 (12.0)	1.228 (31.2)	.472 (12.0)				
	S5-8VD	c UL us	5/16 (8.4)	.531 (13.5)	1.181 (30.0)	.413 (10.5)				

DOUBLE CRIMP
PVC INSULATED SPADE TERMINALS
~~~EASY ENTRY SLEEVE~~~

1. MAXIMUM ELECTRICAL RATING : 600 VOLTS
2. MAXIMUM TEMPERATURE : 75˚C
3. TERMINAL MATERIAL : COPPER
4. PLATING : ELECTRO TIN PLATED
5. REINFORCEMENT SLEEVE : C TYPE SLEEVE
6. INSULATION MATERIAL : VINYL (PVC)

3 pcs design

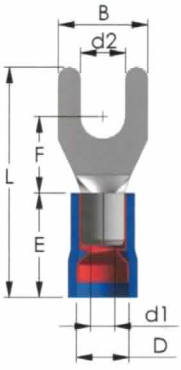

WIRE RANGE AWG / mm²	ITEM NO.	UL	STUD SIZE d2	DIMENSIONS inch (mm) B	L	F	E	D	d1	t
22~16 AWG 0.5~1.5 mm²	S1-3SVC	c UL us	#4 (3.2)	.197 (5.0)	.827 (21.0)	.248 (6.3)	.394 (10.0)	.177 (4.5)	.067 (1.7)	.030 (0.75)
	S1-3VC	c UL us	#4 (3.2)	.228 (5.8)	.827 (21.0)	.248 (6.3)				
	S1-3.5SVC	c UL us	#6 (3.7)	.228 (5.8)	.827 (21.0)	.248 (6.3)				
	S1-3.5MVC	c UL us	#6 (3.7)	.252 (6.4)	.811 (20.6)	.248 (6.3)				
	S1-3.5LVC	c UL us	#6 (3.7)	.283 (7.2)	.827 (21.0)	.248 (6.3)				
	S1-4SVC	c UL us	#8 (4.3)	.252 (6.4)	.811 (20.6)	.248 (6.3)				
	S1-4MVC	c UL us	#8 (4.3)	.283 (7.2)	.827 (21.0)	.248 (6.3)				
	S1-4LVC	c UL us	#8 (4.3)	.315 (8.0)	.827 (21.0)	.276 (7.0)				
	S1-5SVC	c UL us	#10 (5.3)	.315 (8.0)	.827 (21.0)	.276 (7.0)				
	S1-5LVC	c UL us	#10 (5.3)	.374 (9.5)	.827 (21.0)	.276 (7.0)				
	S1-6SVC	c UL us	1/4 (6.5)	.374 (9.5)	.827 (21.0)	.276 (7.0)				
	S1-6LVC	c UL us	1/4 (6.5)	.472 (12.0)	1.071 (27.2)	.433 (11.0)				
	S1-8VC	c UL us	5/16 (8.4)	.472 (12.0)	1.071 (27.2)	.433 (11.0)				
16~14 AWG 1.5~2.5 mm²	S2-3SVC	c UL us	#4 (3.2)	.197 (5.0)	.827 (21.0)	.248 (6.3)	.394 (10.0)	.197 (5.0)	.091 (2.3)	.031 (0.8)
	S2-3VC	c UL us	#4 (3.2)	.228 (5.8)	.827 (21.0)	.248 (6.3)				
	S2-3.5SVC	c UL us	#6 (3.7)	.228 (5.8)	.827 (21.0)	.248 (6.3)				
	S2-3.5MVC	c UL us	#6 (3.7)	.252 (6.4)	.827 (21.0)	.248 (6.3)				
	S2-3.5LVC	c UL us	#6 (3.7)	.283 (7.2)	.835 (21.2)	.256 (6.5)				
	S2-4SVC	c UL us	#8 (4.3)	.252 (6.4)	.827 (21.0)	.248 (6.3)				
	S2-4MVC	c UL us	#8 (4.3)	.283 (7.2)	.835 (21.2)	.256 (6.5)				
	S2-4LVC	c UL us	#8 (4.3)	.335 (8.5)	.866 (22.0)	.287 (7.3)				
	S2-5SVC	c UL us	#10 (5.3)	.335 (8.5)	.866 (22.0)	.287 (7.3)				
	S2-5LVC	c UL us	#10 (5.3)	.374 (9.5)	.866 (22.0)	.287 (7.3)				
	S2-6SVC	c UL us	1/4 (6.5)	.374 (9.5)	.866 (22.0)	.287 (7.3)				
	S2-6LVC	c UL us	1/4 (6.5)	.472 (12.0)	1.071 (27.2)	.433 (11.0)				
	S2-8VC	c UL us	5/16 (8.4)	.472 (12.0)	1.071 (27.2)	.433 (11.0)				
12~10 AWG 4~6 mm²	S5-3.5SVC	c UL us	#6 (3.7)	.283 (7.2)	1.012 (25.7)	.295 (7.5)	.512 (13.0)	.268 (6.8)	.134 (3.4)	.039 (1.0)
	S5-3.5LVC	c UL us	#6 (3.7)	.335 (8.5)	1.012 (25.7)	.295 (7.5)				
	S5-4SVC	c UL us	#8 (4.3)	.335 (8.5)	1.012 (25.7)	.295 (7.5)				
	S5-4LVC	c UL us	#8 (4.3)	.374 (9.5)	1.012 (25.7)	.295 (7.5)				
	S5-5VC	c UL us	#10 (5.3)	.374 (9.5)	1.012 (25.7)	.295 (7.5)				
	S5-6SVC	c UL us	1/4 (6.5)	.374 (9.5)	1.012 (25.7)	.295 (7.5)				
	S5-6LVC	c UL us	1/4 (6.5)	.472 (12.0)	1.248 (31.7)	.472 (12.0)				
	S5-8VC	c UL us	5/16 (8.4)	.531 (13.5)	1.201 (30.5)	.413 (10.5)				

NYLON INSULATED SPADE TERMINALS

1. MAXIMUM ELECTRICAL RATING : 600 VOLTS
2. MAXIMUM TEMPERATURE : 105˚C
3. TERMINAL MATERIAL : COPPER
4. PLATING : ELECTRO TIN PLATED
5. INSULATION MATERIAL : EASY ENTRY NYLON

2 pcs design

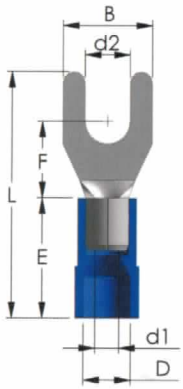

WIRE RANGE AWG / mm²	ITEM NO.	UL	STUD SIZE d2	DIMENSIONS inch (mm)						
				B	L	F	E	D	d1	t
22~16 AWG 0.5~1.5 mm²	S1-3SA	c UL us	#4 (3.2)	.197 (5.0)	.866 (22.0)	.248 (6.3)	.433 (11.0)	.161 (4.1)	.067 (1.7)	.030 (0.75)
	S1-3A	c UL us	#4 (3.2)	.228 (5.8)	.866 (22.0)	.248 (6.3)				
	S1-3.5SA	c UL us	#6 (3.7)	.228 (5.8)	.866 (22.0)	.248 (6.3)				
	S1-3.5MA	c UL us	#6 (3.7)	.252 (6.4)	.850 (21.6)	.248 (6.3)				
	S1-3.5LA	c UL us	#6 (3.7)	.283 (7.2)	.866 (22.0)	.248 (6.3)				
	S1-4SA	c UL us	#8 (4.3)	.252 (6.4)	.850 (21.6)	.248 (6.3)				
	S1-4MA	c UL us	#8 (4.3)	.283 (7.2)	.866 (22.0)	.248 (6.3)				
	S1-4LA	c UL us	#8 (4.3)	.315 (8.0)	.866 (22.0)	.276 (7.0)				
	S1-5SA	c UL us	#10 (5.3)	.315 (8.0)	.866 (22.0)	.276 (7.0)				
	S1-5LA	c UL us	#10 (5.3)	.374 (9.5)	.866 (22.0)	.276 (7.0)				
	S1-6SA	c UL us	1/4 (6.5)	.374 (9.5)	.866 (22.0)	.276 (7.0)				
	S1-6LA	c UL us	1/4 (6.5)	.472 (12.0)	1.110 (28.2)	.433 (11.0)				
	S1-8A	c UL us	5/16 (8.4)	.472 (12.0)	1.110 (28.2)	.433 (11.0)				
16~14 AWG 1.5~2.5 mm²	S2-3SA	c UL us	#4 (3.2)	.197 (5.0)	.866 (22.0)	.248 (6.3)	.433 (11.0)	.177 (4.5)	.091 (2.3)	.031 (0.8)
	S2-3A	c UL us	#4 (3.2)	.228 (5.8)	.866 (22.0)	.248 (6.3)				
	S2-3.5SA	c UL us	#6 (3.7)	.228 (5.8)	.866 (22.0)	.248 (6.3)				
	S2-3.5MA	c UL us	#6 (3.7)	.252 (6.4)	.866 (22.0)	.248 (6.3)				
	S2-3.5LA	c UL us	#6 (3.7)	.283 (7.2)	.874 (22.2)	.256 (6.5)				
	S2-4SA	c UL us	#8 (4.3)	.252 (6.4)	.866 (22.0)	.248 (6.3)				
	S2-4MA	c UL us	#8 (4.3)	.283 (7.2)	.874 (22.2)	.256 (6.5)				
	S2-4LA	c UL us	#8 (4.3)	.335 (8.5)	.906 (23.0)	.287 (7.3)				
	S2-5SA	c UL us	#10 (5.3)	.335 (8.5)	.906 (23.0)	.287 (7.3)				
	S2-5LA	c UL us	#10 (5.3)	.374 (9.5)	.906 (23.0)	.287 (7.3)				
	S2-6SA	c UL us	1/4 (6.5)	.374 (9.5)	.906 (23.0)	.287 (7.3)				
	S2-6LA	c UL us	1/4 (6.5)	.472 (12.0)	1.110 (28.2)	.433 (11.0)				
	S2-8A	c UL us	5/16 (8.4)	.472 (12.0)	1.110 (28.2)	.433 (11.0)				
12~10 AWG 4~6 mm²	S5-3.5SA	c UL us	#6 (3.7)	.283 (7.2)	1.012 (25.7)	.295 (7.5)	.512 (13.0)	.256 (6.5)	.134 (3.4)	.039 (1.0)
	S5-3.5LA	c UL us	#6 (3.7)	.335 (8.5)	1.012 (25.7)	.295 (7.5)				
	S5-4SA	c UL us	#8 (4.3)	.335 (8.5)	1.012 (25.7)	.295 (7.5)				
	S5-4LA	c UL us	#8 (4.3)	.374 (9.5)	1.012 (25.7)	.295 (7.5)				
	S5-5A	c UL us	#10 (5.3)	.374 (9.5)	1.012 (25.7)	.295 (7.5)				
	S5-6SA	c UL us	1/4 (6.5)	.374 (9.5)	1.012 (25.7)	.295 (7.5)				
	S5-6LA	c UL us	1/4 (6.5)	.472 (12.0)	1.248 (31.7)	.472 (12.0)				
	S5-8A	c UL us	5/16 (8.4)	.531 (13.5)	1.201 (30.5)	.413 (10.5)				

DOUBLE CRIMP
NYLON INSULATED SPADE TERMINALS
~~~EASY ENTRY SLEEVE~~~

1. MAXIMUM ELECTRICAL RATING : 600 VOLTS
2. MAXIMUM TEMPERA TURE : 105˚C
3. TERMINAL MATERIAL : COPPER
4. PLATING : ELECTRO TIN PLATED
5. REINFORCEMENT SLEEVE : C TYPE SLEEVE
6. INSULATION MATERIAL : NYLON

3 pcs design

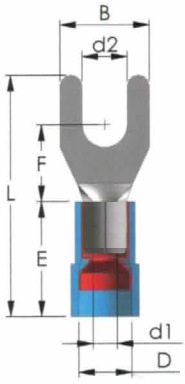

WIRE RANGE AWG / mm²	ITEM NO.	UL	STUD SIZE d2	DIMENSIONS inch (mm) B	L	F	E	D	d1	t
22~16 AWG 0.5~1.5 mm²	S1-3SAC	c UL us	#4 (3.2)	.197 (5.0)	.866 (22.0)	.248 (6.3)	.433 (11.0)	.161 (4.1)	.067 (1.7)	.030 (0.75)
	S1-3AC	c UL us	#4 (3.2)	.228 (5.8)	.866 (22.0)	.248 (6.3)				
	S1-3.5SAC	c UL us	#6 (3.7)	.228 (5.8)	.866 (22.0)	.248 (6.3)				
	S1-3.5MAC	c UL us	#6 (3.7)	.252 (6.4)	.850 (21.6)	.248 (6.3)				
	S1-3.5LAC	c UL us	#6 (3.7)	.283 (7.2)	.866 (22.0)	.248 (6.3)				
	S1-4SAC	c UL us	#8 (4.3)	.252 (6.4)	.850 (21.6)	.248 (6.3)				
	S1-4MAC	c UL us	#8 (4.3)	.283 (7.2)	.866 (22.0)	.248 (6.3)				
	S1-4LAC	c UL us	#8 (4.3)	.315 (8.0)	.866 (22.0)	.276 (7.0)				
	S1-5SAC	c UL us	#10 (5.3)	.315 (8.0)	.866 (22.0)	.276 (7.0)				
	S1-5LAC	c UL us	#10 (5.3)	.374 (9.5)	.866 (22.0)	.276 (7.0)				
	S1-6SAC	c UL us	1/4 (6.5)	.374 (9.5)	.866 (22.0)	.276 (7.0)				
	S1-6LAC	c UL us	1/4 (6.5)	.472 (12.0)	1.110 (28.2)	.433 (11.0)				
	S1-8AC	c UL us	5/16 (8.4)	.472 (12.0)	1.110 (28.2)	.433 (11.0)				
16~14 AWG 1.5~2.5 mm²	S2-3SAC	c UL us	#4 (3.2)	.197 (5.0)	.866 (22.0)	.248 (6.3)	.433 (11.0)	.177 (4.5)	.091 (2.3)	.031 (0.8)
	S2-3AC	c UL us	#4 (3.2)	.228 (5.8)	.866 (22.0)	.248 (6.3)				
	S2-3.5SAC	c UL us	#6 (3.7)	.228 (5.8)	.866 (22.0)	.248 (6.3)				
	S2-3.5MAC	c UL us	#6 (3.7)	.252 (6.4)	.866 (22.0)	.248 (6.3)				
	S2-3.5LAC	c UL us	#6 (3.7)	.283 (7.2)	.874 (22.2)	.256 (6.5)				
	S2-4SAC	c UL us	#8 (4.3)	.252 (6.4)	.866 (22.0)	.248 (6.3)				
	S2-4MAC	c UL us	#8 (4.3)	.283 (7.2)	.874 (22.2)	.256 (6.5)				
	S2-4LAC	c UL us	#8 (4.3)	.335 (8.5)	.906 (23.0)	.287 (7.3)				
	S2-5SAC	c UL us	#10 (5.3)	.335 (8.5)	.906 (23.0)	.287 (7.3)				
	S2-5LAC	c UL us	#10 (5.3)	.374 (9.5)	.906 (23.0)	.287 (7.3)				
	S2-6SAC	c UL us	1/4 (6.5)	.374 (9.5)	.906 (23.0)	.287 (7.3)				
	S2-6LAC	c UL us	1/4 (6.5)	.472 (12.0)	1.110 (28.2)	.433 (11.0)				
	S2-8AC	c UL us	5/16 (8.4)	.472 (12.0)	1.110 (28.2)	.433 (11.0)				
12~10 AWG 4~6 mm²	S5-3.5SAC	c UL us	#6 (3.7)	.283 (7.2)	1.012 (25.7)	.295 (7.5)	.512 (13.0)	.256 (6.5)	.134 (3.4)	.039 (1.0)
	S5-3.5LAC	c UL us	#6 (3.7)	.335 (8.5)	1.012 (25.7)	.295 (7.5)				
	S5-4SAC	c UL us	#8 (4.3)	.335 (8.5)	1.012 (25.7)	.295 (7.5)				
	S5-4LAC	c UL us	#8 (4.3)	.374 (9.5)	1.012 (25.7)	.295 (7.5)				
	S5-5AC	c UL us	#10 (5.3)	.374 (9.5)	1.012 (25.7)	.295 (7.5)				
	S5-6SAC	c UL us	1/4 (6.5)	.374 (9.5)	1.012 (25.7)	.295 (7.5)				
	S5-6LAC	c UL us	1/4 (6.5)	.472 (12.0)	1.248 (31.7)	.472 (12.0)				
	S5-8AC	c UL us	5/16 (8.4)	.531 (13.5)	1.201 (30.5)	.413 (10.5)				

EASY ENTRY
PVC INSULATED PIN TERMINALS

1. MAXIMUM ELECTRICAL RATING : 600 VOLTS
2. MAXIMUM TEMPERATURE : 75˚C
3. TERMINAL MATERIAL : COPPER
4. PLATING : ELECTRO TIN PLATED
5. INSULATION MATERIAL : EASY ENTRY VINYL (PVC)

2 pcs design

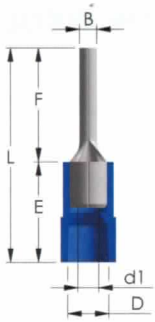

WIRE RANGE AWG / mm²	ITEM NO.	UL	DIMENSIONS inch (mm)						
			B	L	F	E	D	d1	t
22~16 AWG 0.5~1.5 mm²	PT1-9W	c UL us	.075 (1.9)	.807 (20.5)	.374 (9.5)	.433 (11.0)	.161 (4.1)	.067 (1.7)	.030 (0.75)
	PT1-10W	c UL us		.846 (21.5)	.413 (10.5)				
	PT1-12W	c UL us		.925 (23.5)	.492 (12.5)				
	PT1-13W	c UL us		.965 (24.5)	.531 (13.5)				
	PT1-18W	c UL us		1.161 (29.5)	.728 (18.5)				
16~14 AWG 1.5~2.5 mm²	PT2-9W	c UL us	.075 (1.9)	.807 (20.5)	.374 (9.5)	.433 (11.0)	.177 (4.5)	.091 (2.3)	.031 (0.8)
	PT2-10W	c UL us		.846 (21.5)	.413 (10.5)				
	PT2-12W	c UL us		.925 (23.5)	.492 (12.5)				
	PT2-13W	c UL us		.965 (24.5)	.531 (13.5)				
	PT2-18W	c UL us		1.161 (29.5)	.728 (18.5)				
12~10 AWG 4~6 mm ²	PT5-13W	c UL us	.110 (2.8)	1.051 (26.7)	.539 (13.7)	.512 (13.0)	.256 (6.5)	.134 (3.4)	.039 (1.0)

PVC INSULATED PIN TERMINALS

1. MAXIMUM ELECTRICAL RATING : 600 VOLTS
2. MAXIMUM TEMPERATURE : 75˚C
3. TERMINAL MATERIAL : COPPER
4. PLATING : ELECTRO TIN PLATED
5. INSULATION MATERIAL : VINYL (PVC)

2 pcs design



WIRE RANGE AWG / mm²	ITEM NO.	UL	DIMENSIONS inch (mm)						
			B	L	F	E	D	d1	t
22~16 AWG 0.5~1.5 mm²	PT1-9V	c UL us	.075 (1.9)	.768 (19.5)	.374 (9.5)	.394 (10.0)	.161 (4.1)	.067 (1.7)	.030 (0.75)
	PT1-10V	c UL us		.807 (20.5)	.413 (10.5)				
	PT1-12V	c UL us		.886 (22.5)	.492 (12.5)				
	PT1-13V	c UL us		.925 (23.5)	.531 (13.5)				
	PT1-18V	c UL us		1.122 (28.5)	.728 (18.5)				
16~14 AWG 1.5~2.5 mm²	PT2-9V	c UL us	.075 (1.9)	.768 (19.5)	.374 (9.5)	.394 (10.0)	.177 (4.5)	.091 (2.3)	.031 (0.8)
	PT2-10V	c UL us		.807 (20.5)	.413 (10.5)				
	PT2-12V	c UL us		.886 (22.5)	.492 (12.5)				
	PT2-13V	c UL us		.925 (23.5)	.531 (13.5)				
	PT2-18V	c UL us		1.122 (28.5)	.728 (18.5)				
12~10 AWG 4~6 mm²	PT5-13V	c UL us	.110 (2.8)	1.031 (26.2)	.539 (13.7)	.492 (12.5)	.256 (6.5)	.134 (3.4)	.039 (1.0)

DOUBLE CRIMP
PVC INSULATED PIN TERMINALS

1. MAXIMUM ELECTRICAL RATING : 600 VOLTS
2. MAXIMUM TEMPERATURE : 105˚C
3. TERMINAL MATERIAL : COPPER
4. PLATING : ELECTRO TIN PLATED
5. REINFORCEMENT SLEEVE : D TYPE SLEEVE
6. INSULATION MATERIAL : VINYL (PVC)

3 pcs design

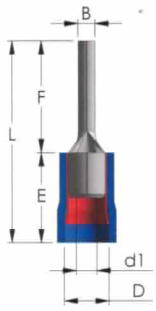

WIRE RANGE AWG / mm²	ITEM NO.	UL	DIMENSIONS inch (mm)						
			B	L	F	E	D	d1	t
22~16 AWG 0.5~1.5 mm²	PT1-8VD	c UL us	.075 (1.9)	.728 (18.5)	.335 (8.5)	.394 (10.0)	.169 (4.3)	.067 (1.7)	.030 (0.75)
	PT1-9VD	c UL us		.768 (19.5)	.374 (9.5)				
	PT1-10VD	c UL us		.807 (20.5)	.413 (10.5)				
	PT1-12VD	c UL us		.886 (22.5)	.492 (12.5)				
	PT1-13VD	c UL us		.925 (23.5)	.531 (13.5)				
	PT1-18VD	c UL us		1.122 (28.5)	.728 (18.5)				
16~14 AWG 1.5~2.5 mm²	PT2-8VD	c UL us	.075 (1.9)	.728 (18.5)	.335 (8.5)	.394 (10.0)	.201 (5.1)	.091 (2.3)	.031 (0.8)
	PT2-9VD	c UL us		.768 (19.5)	.374 (9.5)				
	PT2-10VD	c UL us		.807 (20.5)	.413 (10.5)				
	PT2-12VD	c UL us		.886 (22.5)	.492 (12.5)				
	PT2-13VD	c UL us		.925 (23.5)	.531 (13.5)				
	PT2-18VD	c UL us		1.122 (28.5)	.728 (18.5)				
12~10 AWG 4~6 mm²	PT5-13VD	c UL us	.110 (2.8)	1.031 (26.2)	.539 (13.7)	.492 (12.5)	.268 (6.8)	.134 (3.4)	.039 (1.0)

DOUBLE CRIMP
PVC INSULATED PIN TERMINALS ~~~ EASY ENTRY SLEEVE ~~~

1. MAXIMUM ELECTRICAL RATING : 600 VOLTS
2. MAXIMUM TEMPERATURE : 105˚C
3. TERMINAL MATERIAL : COPPER
4. PLATING : ELECTRO TIN PLATED
5. REINFORCEMENT SLEEVE : C TYPE SLEEVE
6. INSULATION MATERIAL : VINYL (PVC)

3 pcs design

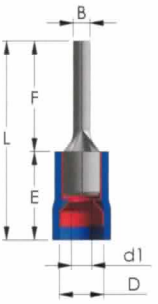

WIRE RANGE AWG / mm²	ITEM NO.	UL	DIMENSIONS inch (mm)						
			B	L	F	E	D	d1	t
22~16 AWG 0.5~1.5 mm²	PT1-8VC	c UL us	.075 (1.9)	.728 (18.5)	.335 (8.5)	.394 (10.0)	.157 (4.0)	.067 (1.7)	.030 (0.75)
	PT1-9VC	c UL us		.768 (19.5)	.374 (9.5)				
	PT1-10VC	c UL us		.807 (20.5)	.413 (10.5)				
	PT1-12VC	c UL us		.886 (22.5)	.492 (12.5)				
	PT1-13VC	c UL us		.925 (23.5)	.531 (13.5)				
	PT1-18VC	c UL us		1.122 (28.5)	.728 (18.5)				
16~14 AWG 1.5~2.5 mm²	PT2-8VC	c UL us	.075 (1.9)	.728 (18.5)	.335 (8.5)	.394 (10.0)	.181 (4.6)	.091 (2.3)	.031 (0.8)
	PT2-9VC	c UL us		.768 (19.5)	.374 (9.5)				
	PT2-10VC	c UL us		.807 (20.5)	.413 (10.5)				
	PT2-12VC	c UL us		.886 (22.5)	.492 (12.5)				
	PT2-13VC	c UL us		.925 (23.5)	.531 (13.5)				
	PT2-18VC	c UL us		1.122 (28.5)	.728 (18.5)				
12~10 AWG 4~6 mm²	PT5-13VC	c UL us	.110 (2.8)	1.051 (26.7)	.539 (13.7)	.512 (13.0)	.248 (6.3)	.134 (3.4)	.039 (1.0)

NYLON INSULATED PIN TERMINALS

1. MAXIMUM ELECTRICAL RATING : 600 VOLTS
2. MAXIMUM TEMPERATURE : 105˚C
3. TERMINAL MATERIAL : COPPER
4. PLATING : ELECTRO TIN PLATED
5. INSULATION MATERIAL : EASY ENTRY NYLON

2 pcs design

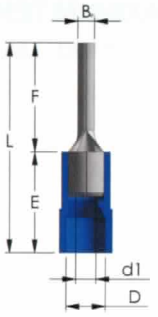

WIRE RANGE AWG / mm²	ITEM NO.	UL	DIMENSIONS inch (mm)						
			B	L	F	E	D	d1	t
22~16 AWG 0.5~1.5 mm²	PT1-9A	c UL us	0.075 (1.9)	.807 (20.5)	.374 (9.5)	.433 (11.0)	.161 (4.1)	.067 (1.7)	.030 (0.75)
	PT1-10A	c UL us		.846 (21.5)	.413 (10.5)				
	PT1-12A	c UL us		.925 (23.5)	.492 (12.5)				
	PT1-13A	c UL us		.965 (24.5)	.531 (13.5)				
	PT1-18A	c UL us		1.161 (29.5)	.728 (18.5)				
16~14 AWG 1.5~2.5 mm²	PT2-9A	c UL us	0.075 (1.9)	.807 (20.5)	.374 (9.5)	.433 (11.0)	.177 (4.5)	.091 (2.3)	.031 (0.8)
	PT2-10A	c UL us		.846 (21.5)	.413 (10.5)				
	PT2-12A	c UL us		.925 (23.5)	.492 (12.5)				
	PT2-13A	c UL us		.965 (24.5)	.531 (13.5)				
	PT2-18A	c UL us		1.161 (29.5)	.728 (18.5)				
12~10 AWG 4~6 mm ²	PT5-13A	c UL us	0.110 (2.8)	1.051 (26.7)	.539 (13.7)	.512 (13.0)	.256 (6.5)	.134 (3.4)	.039 (1.0)

DOUBLE CRIMP
NYLON INSULATED PIN TERMINALS ~~~ EASY ENTRY SLEEVE ~~~

1. MAXIMUM ELECTRICAL RATING : 600 VOLTS
2. MAXIMUM TEMPERATURE : 105˚C
3. TERMINAL MATERIAL : COPPER
4. PLATING : ELECTRO TIN PLATED
5. REINFORCEMENT SLEEVE : C TYPE SLEEVE
6. INSULATION MATERIAL : NYLON

3 pcs design

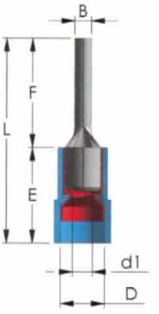

WIRE RANGE AWG / mm²	ITEM NO.	UL	DIMENSIONS inch (mm)						
			B	L	F	E	D	d1	t
22~16 AWG 0.5~1.5 mm²	PT1-8AC	c UL us	0.075 (1.9)	.768 (19.5)	.335 (8.5)	.433 (11.0)	.161 (4.1)	.067 (1.7)	.030 (0.75)
	PT1-9AC	c UL us		.807 (20.5)	.374 (9.5)				
	PT1-10AC	c UL us		.846 (21.5)	.413 (10.5)				
	PT1-12AC	c UL us		.925 (23.5)	.492 (12.5)				
	PT1-13AC	c UL us		.965 (24.5)	.531 (13.5)				
	PT1-18AC	c UL us		1.161 (29.5)	.728 (18.5)				
16~14 AWG 1.5~2.5 mm²	PT2-8AC	c UL us	0.075 (1.9)	.768 (19.5)	.335 (8.5)	.433 (11.0)	.177 (4.5)	.091 (2.3)	.031 (0.8)
	PT2-9AC	c UL us		.807 (20.5)	.374 (9.5)				
	PT2-10AC	c UL us		.846 (21.5)	.413 (10.5)				
	PT2-12AC	c UL us		.925 (23.5)	.492 (12.5)				
	PT2-13AC	c UL us		.965 (24.5)	.531 (13.5)				
	PT2-18AC	c UL us		1.161 (29.5)	.728 (18.5)				
12~10 AWG 4~6 mm ²	PT5-13AC	c UL us	0.110 (2.8)	1.051 (26.7)	.539 (13.7)	.512 (13.0)	.256 (6.5)	.134 (3.4)	.039 (1.0)

EASY ENTRY
PVC INSULATED BLADE TERMINALS

1. MAXIMUM ELECTRICAL RATING : 600 VOLTS
2. MAXIMUM TEMPERATURE : 75°C
3. TERMINAL MATERIAL : COPPER
4. PLATING : ELECTRO TIN PLATED
5. INSULATION MATERIAL : EASY ENTRY VINYL (PVC)

2 pcs design



WIRE RANGE AWG / mm²	ITEM NO.	UL	DIMENSIONS inch (mm)						
			B	L	F	E	D	d1	t
22~16 AWG 0.5~1.5 mm²	BT1-10W	c UL us	.094 (2.4)	.854 (21.7)	.421 (10.7)	.433 (11.0)	.161 (4.1)	.067 (1.7)	.030 (0.75)
	BT1-11W	c UL us	.118 (3.0)	.866 (22.0)	.433 (11.0)				
	BT1-14W	c UL us		.984 (25.0)	.551 (14.0)				
	BT1-18W	c UL us	.094 (2.4)	1.142 (29.0)	.709 (18.0)				
16~14 AWG 1.5~2.5 mm²	BT2-9W	c UL us	.110 (2.8)	.787 (20.0)	.354 (9.0)	.433 (11.0)	.177 (4.5)	.091 (2.3)	.031 (0.8)
	BT2-10W	c UL us	.094 (2.4)	.854 (21.7)	.421 (10.7)				
	BT2-13W	c UL us		.945 (24.0)	.512 (13.0)				
	BT2-18W	c UL us		1.142 (29.0)	.709 (18.0)				
12~10 AWG 4~6 mm²	BT5-10W	c UL us	.110 (2.8)	.906 (23.0)	.394 (10.0)	.512 (13.0)	.256 (6.5)	.134 (3.4)	.039 (1.0)
	BT5-14LW		.177 (4.5)	1.063 (27.0)	.551 (14.0)				
	BT5-18W	c UL us	.118 (3.0)	1.220 (31.0)	.709 (18.0)				

PVC INSULATED BLADE TERMINALS

1. MAXIMUM ELECTRICAL RATING : 600 VOLTS
2. MAXIMUM TEMPERATURE : 75°C
3. TERMINAL MATERIAL : COPPER
4. PLATING : ELECTRO TIN PLATED
5. INSULATION MATERIAL : VINYL (PVC)

2 pcs design



WIRE RANGE AWG / mm²	ITEM NO.	UL	DIMENSIONS inch (mm)						
			B	L	F	E	D	d1	t
22~16 AWG 0.5~1.5 mm²	BT1-10V	c UL us	.094 (2.4)	.815 (20.7)	.421 (10.7)	.394 (10.0)	.161 (4.1)	.067 (1.7)	.030 (0.75)
	BT1-11V	c UL us	.118 (3.0)	.827 (21.0)	.433 (11.0)				
	BT1-14V	c UL us		.945 (24.0)	.551 (14.0)				
	BT1-18V	c UL us	.094 (2.4)	1.102 (28.0)	.709 (18.0)				
16~14 AWG 1.5~2.5 mm²	BT2-9V	c UL us	.110 (2.8)	.748 (19.0)	.354 (9.0)	.394 (10.0)	.177 (4.5)	.091 (2.3)	.031 (0.8)
	BT2-10V	c UL us	.094 (2.4)	.815 (20.7)	.421 (10.7)				
	BT2-13V	c UL us		.906 (23.0)	.512 (13.0)				
	BT2-18V	c UL us		1.102 (28.0)	.709 (18.0)				
12~10 AWG 4~6 mm²	BT5-10V	c UL us	.110 (2.8)	.886 (22.5)	.394 (10.0)	.492 (12.5)	.256 (6.5)	.134 (3.4)	.039 (1.0)
	BT5-14LV		.177 (4.5)	1.043 (26.5)	.551 (14.0)				
	BT5-18V	c UL us	.118 (3.0)	1.201 (30.5)	.709 (18.0)				

DOUBLE CRIMP
PVC INSULATED BLADE TERMINALS

1. MAXIMUM ELECTRICAL RATING : 600 VOLTS
2. MAXIMUM TEMPERATURE : 105˚C
3. TERMINAL MATERIAL : COPPER
4. PLATING : ELECTRO TIN PLATED
5. REINFORCEMENT SLEEVE : D TYPE SLEEVE
6. INSULATION MATERIAL : VINYL (PVC)

3 pcs design

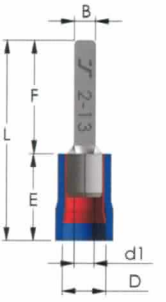

WIRE RANGE AWG / mm²	ITEM NO.	UL	DIMENSIONS inch (mm)						
			B	L	F	E	D	d1	t
22~16 AWG 0.5~1.5 mm²	BT1-10VD	c UL us	.094 (2.4)	.815 (20.7)	.421 (10.7)	.394 (10.0)	.169 (4.3)	.067 (1.7)	.030 (0.75)
	BT1-11VD	c UL us	.118 (3.0)	.827 (21.0)	.433 (11.0)				
	BT1-14VD	c UL us		.945 (24.0)	.551 (14.0)				
	BT1-18VD	c UL us	.094 (2.4)	1.102 (28.0)	.709 (18.0)				
16~14 AWG 1.5~2.5 mm²	BT2-9VD	c UL us	.110 (2.8)	.748 (19.0)	.354 (9.0)	.394 (10.0)	.201 (5.1)	.091 (2.3)	.031 (0.8)
	BT2-10VD	c UL us	.094 (2.4)	.815 (20.7)	.421 (10.7)				
	BT2-13VD	c UL us		.906 (23.0)	.512 (13.0)				
	BT2-18VD	c UL us		1.102 (28.0)	.709 (18.0)				
12~10 AWG 4~6 mm²	BT5-10VD	c UL us	.110 (2.8)	.886 (22.5)	.394 (10.0)	.492 (12.5)	.268 (6.8)	.134 (3.4)	.039 (1.0)
	BT5-14LVD		.177 (4.5)	1.043 (26.5)	.551 (14.0)				
	BT5-18VD	c UL us	.118 (3.0)	1.201 (30.5)	.709 (18.0)				

DOUBLE CRIMP
PVC INSULATED BLADE TERMINALS ~~~ EASY ENTRY SLEEVE ~~~

1. MAXIMUM ELECTRICAL RATING : 600 VOLTS
2. MAXIMUM TEMPERATURE : 105˚C
3. TERMINAL MATERIAL : COPPER
4. PLATING : ELECTRO TIN PLATED
5. REINFORCEMENT SLEEVE : C TYPE SLEEVE
6. INSULATION MATERIAL : VINYL (PVC)

3 pcs design

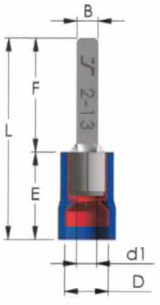

WIRE RANGE AWG / mm²	ITEM NO.	UL	DIMENSIONS inch (mm)						
			B	L	F	E	D	d1	t
22~16 AWG 0.5~1.5 mm²	BT1-10VC	c UL us	.094 (2.4)	.815 (20.7)	.421 (10.7)	.394 (10.0)	.177 (4.5)	.067 (1.7)	.030 (0.75)
	BT1-11VC	c UL us	.118 (3.0)	.827 (21.0)	.433 (11.0)				
	BT1-14VC	c UL us		.945 (24.0)	.551 (14.0)				
	BT1-18VC	c UL us	.094 (2.4)	1.102 (28.0)	.709 (18.0)				
16~14 AWG 1.5~2.5 mm²	BT2-9VC	c UL us	.110 (2.8)	.748 (19.0)	.354 (9.0)	.394 (10.0)	.197 (5.0)	.091 (2.3)	.031 (0.8)
	BT2-10VC	c UL us	.094 (2.4)	.815 (20.7)	.421 (10.7)				
	BT2-13VC	c UL us		.906 (23.0)	.512 (13.0)				
	BT2-18VC	c UL us		1.102 (28.0)	.709 (18.0)				
12~10 AWG 4~6 mm²	BT5-10VC	c UL us	.110 (2.8)	.906 (23.0)	.394 (10.0)	.512 (13.0)	.268 (6.8)	.134 (3.4)	.039 (1.0)
	BT5-14LVC		.177 (4.5)	1.063 (27.0)	.551 (14.0)				
	BT5-18VC	c UL us	.118 (3.0)	1.220 (31.0)	.709 (18.0)				

NYLON INSULATED BLADE TERMINALS

1. MAXIMUM ELECTRICAL RATING : 600 VOLTS
2. MAXIMUM TEMPERATURE : 105˚C
3. TERMINAL MATERIAL : COPPER
4. PLATING : ELECTRO TIN PLATED
5. INSULATION MATERIAL : EASY ENTRY NYLON

2 pcs design

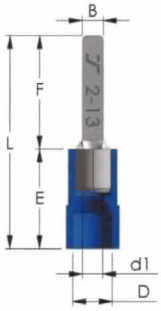

WIRE RANGE AWG / mm²	ITEM NO.	UL	DIMENSIONS inch (mm)						
			B	L	F	E	D	d1	t
22~16 AWG 0.5~1.5 mm²	BT1-10A	c UL us	.094 (2.4)	.854 (21.7)	.421 (10.7)	.433 (11.0)	.161 (4.1)	.067 (1.7)	.030 (0.75)
	BT1-11A	c UL us	.118 (3.0)	.866 (22.0)	.433 (11.0)				
	BT1-14A	c UL us		.984 (25.0)	.551 (14.0)				
	BT1-18A	c UL us	.094 (2.4)	1.142 (29.0)	.709 (18.0)				
16~14 AWG 1.5~2.5 mm²	BT2-9A	c UL us	.110 (2.8)	.787 (20.0)	.354 (9.0)	.433 (11.0)	.177 (4.5)	.091 (2.3)	.031 (0.8)
	BT2-10A	c UL us	.094 (2.4)	.854 (21.7)	.421 (10.7)				
	BT2-13A	c UL us		.945 (24.0)	.512 (13.0)				
	BT2-18A	c UL us		1.142 (29.0)	.709 (18.0)				
12~10 AWG 4~6 mm²	BT5-10A	c UL us	.110 (2.8)	.906 (23.0)	.394 (10.0)	.512 (13.0)	.256 (6.5)	.134 (3.4)	.039 (1.0)
	BT5-14LA		.177 (4.5)	1.063 (27.0)	.551 (14.0)				
	BT5-18A	c UL us	.118 (3.0)	1.220 (31.0)	.709 (18.0)				

DOUBLE CRIMP
NYLON INSULATED BLADE TERMINALS ~~~ EASY ENTRY SLEEVE ~~~

1. MAXIMUM ELECTRICAL RATING : 600 VOLTS
2. MAXIMUM TEMPERATURE : 105˚C
3. TERMINAL MATERIAL : COPPER
4. PLATING : ELECTRO TIN PLATED
5. REINFORCEMENT SLEEVE : C TYPE SLEEVE
6. INSULATION MATERIAL : NYLON

3 pcs design

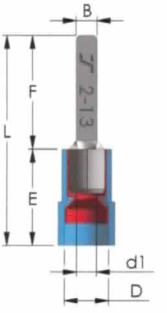

WIRE RANGE AWG / mm²	ITEM NO.	UL	DIMENSIONS inch (mm)						
			B	L	F	E	D	d1	t
22~16 AWG 0.5~1.5 mm²	BT1-10AC	c UL us	.094 (2.4)	.854 (21.7)	.421 (10.7)	.433 (11.0)	.161 (4.1)	.067 (1.7)	.030 (0.75)
	BT1-11AC	c UL us	.118 (3.0)	.866 (22.0)	.433 (11.0)				
	BT1-14AC	c UL us		.984 (25.0)	.551 (14.0)				
	BT1-18AC	c UL us	.094 (2.4)	1.142 (29.0)	.709 (18.0)				
16~14 AWG 1.5~2.5 mm²	BT2-9AC	c UL us	.110 (2.8)	.787 (20.0)	.354 (9.0)	.433 (11.0)	.177 (4.5)	.091 (2.3)	.031 (0.8)
	BT2-10AC	c UL us	.094 (2.4)	.854 (21.7)	.421 (10.7)				
	BT2-13AC	c UL us		.945 (24.0)	.512 (13.0)				
	BT2-18AC	c UL us		1.142 (29.0)	.709 (18.0)				
12~10 AWG 4~6 mm²	BT5-10AC	c UL us	.110 (2.8)	.906 (23.0)	.394 (10.0)	.512 (13.0)	.256 (6.5)	.134 (3.4)	.039 (1.0)
	BT5-14LAC		.177 (4.5)	1.063 (27.0)	.551 (14.0)				
	BT5-18AC	c UL us	.118 (3.0)	1.220 (31.0)	.709 (18.0)				

PVC INSULATED LIPPED BLADE TERMINALS

1. MAXIMUM ELECTRICAL RATING : 600 VOLTS
2. MAXIMUM TEMPERATURE :105°C
3. TERMINAL MATERIAL : COPPER
4. PLATING : ELECTRO TIN PLATED
5. INSULATION MATERIAL : VINYL (PVC)

2 pcs design

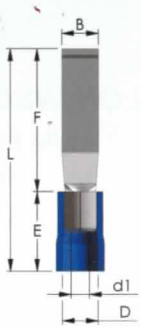

WIRE RANGE AWG / mm²	ITEM NO.	DIMENSIONS inch (mm)						
		B	L	F	E	D	d1	t
22~16 AWG 0.5~1.5 mm²	LB1-3V	.118 (3.0)	1.102 (28.0)	.709 (18.0)	.394 (10.0)	.161 (4.1)	.067 (1.7)	.030 (0.75)
	LB1-4.6V	.181 (4.6)						
16~14 AWG 1.5~2.5 mm²	LB2-3V	.118 (3.0)	1.102 (28.0)	.709 (18.0)	.394 (10.0)	.177 (4.5)	.091 (2.3)	.031 (0.8)
	LB2-4.6V	.181 (4.6)						
12~10 AWG 4~6 mm²	LB5-3V	.118 (3.0)	1.181 (30.0)	.689 (17.5)	.492 (12.5)	.256 (6.5)	.134 (3.4)	.039 (1.0)
	LB5-4.6V	.181 (4.6)						

PVC INSULATED FLANGE SPADE TERMINALS

1. MAXIMUM ELECTRICAL RATING : 600 VOLTS
2. MAXIMUM TEMPERATURE : 105°C
3. TERMINAL MATERIAL : COPPER
4. PLATING : ELECTRO TIN PLATED
5. INSULATION MATERIAL : VINYL (PVC)

2 pcs design

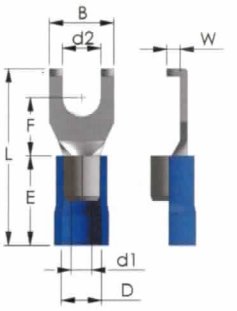

WIRE RANGE AWG / mm²	ITEM NO.	UL	STUD SIZE d2	DIMENSIONS inch (mm)							
				B	L	F	E	D	d1	W	t
22~16 AWG 0.5~1.5 mm²	FS1-3SV	c UL us	#4 (3.2)	.197 (5.0)	.768 (19.5)	.248 (6.3)	.394 (10.0)	.161 (4.1)	.067 (1.7)	.059 (1.5)	.030 (0.75)
	FS1-3V	c UL us	#4 (3.2)	.228 (5.8)	.768 (19.5)	.248 (6.3)					
	FS1-3.5SV	c UL us	#6 (3.7)	.228 (5.8)	.768 (19.5)	.248 (6.3)					
	FS1-3.5MV	c UL us	#6 (3.7)	.252 (6.4)	.748 (19.0)	.248 (6.3)					
	FS1-3.5LV	c UL us	#6 (3.7)	.283 (7.2)	.768 (19.5)	.248 (6.3)					
	FS1-4SV	c UL us	#8 (4.3)	.252 (6.4)	.748 (19.0)	.248 (6.3)					
	FS1-4MV	c UL us	#8 (4.3)	.283 (7.2)	.768 (19.5)	.248 (6.3)					
	FS1-4LV	c UL us	#8 (4.3)	.315 (8.0)	.768 (19.5)	.276 (7.0)					
	FS1-5SV	c UL us	#10 (5.3)	.315 (8.0)	.768 (19.5)	.276 (7.0)					
	FS1-5LV	c UL us	#10 (5.3)	.374 (9.5)	.768 (19.5)	.276 (7.0)					
	FS1-6SV	c UL us	1/4 (6.5)	.374 (9.5)	.768 (19.5)	.276 (7.0)					
16~14 AWG 1.5~2.5 mm²	FS2-3SV	c UL us	#4 (3.2)	.197 (5.0)	.768 (19.5)	.248 (6.3)	.394 (10.0)	.177 (4.5)	.091 (2.3)	.059 (1.5)	.031 (0.8)
	FS2-3V	c UL us	#4 (3.2)	.228 (5.8)	.768 (19.5)	.248 (6.3)					
	FS2-3.5SV	c UL us	#6 (3.7)	.228 (5.8)	.768 (19.5)	.248 (6.3)					
	FS2-3.5MV	c UL us	#6 (3.7)	.252 (6.4)	.768 (19.5)	.248 (6.3)					
	FS2-3.5LV	c UL us	#6 (3.7)	.283 (7.2)	.776 (19.7)	.256 (6.5)					
	FS2-4SV	c UL us	#8 (4.3)	.252 (6.4)	.768 (19.5)	.248 (6.3)					
	FS2-4MV	c UL us	#8 (4.3)	.283 (7.2)	.776 (19.7)	.256 (6.5)					
	FS2-4LV	c UL us	#8 (4.3)	.335 (8.5)	.807 (20.5)	.287 (7.3)					
	FS2-5SV	c UL us	#10 (5.3)	.335 (8.5)	.807 (20.5)	.287 (7.3)					
	FS2-5LV	c UL us	#10 (5.3)	.374 (9.5)	.807 (20.5)	.287 (7.3)					
	FS2-6SV	c UL us	1/4 (6.5)	.374 (9.5)	.807 (20.5)	.287 (7.3)					
12~10 AWG 4~6 mm²	FS5-3.5SV	c UL us	#6 (3.7)	.283 (7.2)	.945 (24.0)	.295 (7.5)	.492 (12.5)	.256 (6.5)	.134 (3.4)	.059 (1.5)	.039 (1.0)
	FS5-3.5LV	c UL us	#6 (3.7)	.335 (8.5)	.945 (24.0)	.295 (7.5)					
	FS5-4SV	c UL us	#8 (4.3)	.335 (8.5)	.945 (24.0)	.295 (7.5)					
	FS5-4LV	c UL us	#8 (4.3)	.374 (9.5)	.945 (24.0)	.295 (7.5)					
	FS5-5V	c UL us	#10 (5.3)	.374 (9.5)	.945 (24.0)	.295 (7.5)					
	FS5-6SV	c UL us	1/4 (6.5)	.374 (9.5)	.945 (24.0)	.295 (7.5)					

NYLON INSULATED LIPPED BLADE TERMINALS

1. MAXIMUM ELECTRICAL RATING : 600 VOLTS
2. MAXIMUM TEMPERATURE :105˚C
3. TERMINAL MATERIAL : COPPER
4. PLATING : ELECTRO TIN PLATED
5. INSULATION MATERIAL : EASY ENTRY NYLON

2 pcs design



WIRE RANGE AWG / mm²	ITEM NO.	DIMENSIONS inch (mm)						
		B	L	F	E	D	d1	t
22~16 AWG 0.5~1.5 mm²	LB1-3A	.118 (3.0)	1.142 (29.0)	.709 (18.0)	.433 (11.0)	.161 (4.1)	.067 (1.7)	.030 (0.75)
	LB1-4.6A	.181 (4.6)						
16~14 AWG 1.5~2.5 mm²	LB2-3A	.118 (3.0)	1.142 (29.0)	.709 (18.0)	.433 (11.0)	.177 (4.5)	.091 (2.3)	.031 (0.8)
	LB2-4.6A	.181 (4.6)						
12~10 AWG 4~6 mm²	LB5-3A	.118 (3.0)	1.201 (30.5)	.689 (17.5)	.512 (13.0)	.256 (6.5)	.134 (3.4)	.039 (1.0)
	LB5-4.6A	.181 (4.6)						

NYLON INSULATED FLANGE SPADE TERMINALS

1. MAXIMUM ELECTRICAL RATING : 600 VOLTS
2. MAXIMUM TEMPERATURE : 105˚C
3. TERMINAL MATERIAL : COPPER
4. PLATING : ELECTRO TIN PLATED
5. INSULATION MATERIAL : EASY ENTRY NYLON

2 pcs design

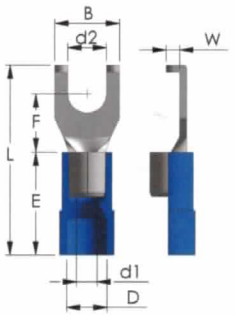

WIRE RANGE AWG / mm²	ITEM NO.	UL	STUD SIZE d2	DIMENSIONS inch (mm)							
				B	L	F	E	D	d1	W	t
22~16 AWG 0.5~1.5 mm²	FS1-3SA	c UL us	#4 (3.2)	.197 (5.0)	.807 (20.5)	.248 (6.3)	.433 (11.0)	.161 (4.1)	.067 (1.7)	.059 (1.5)	.030 (0.75)
	FS1-3A	c UL us	#4 (3.2)	.228 (5.8)	.807 (20.5)	.248 (6.3)					
	FS1-3.5SA	c UL us	#6 (3.7)	.228 (5.8)	.807 (20.5)	.248 (6.3)					
	FS1-3.5MA	c UL us	#6 (3.7)	.252 (6.4)	.787 (20.0)	.248 (6.3)					
	FS1-3.5LA	c UL us	#6 (3.7)	.283 (7.2)	.807 (20.5)	.248 (6.3)					
	FS1-4SA	c UL us	#8 (4.3)	.252 (6.4)	.787 (20.0)	.248 (6.3)					
	FS1-4MA	c UL us	#8 (4.3)	.283 (7.2)	.807 (20.5)	.248 (6.3)					
	FS1-4LA	c UL us	#8 (4.3)	.315 (8.0)	.807 (20.5)	.276 (7.0)					
	FS1-5SA	c UL us	#10 (5.3)	.315 (8.0)	.807 (20.5)	.276 (7.0)					
	FS1-5LA	c UL us	#10 (5.3)	.374 (9.5)	.807 (20.5)	.276 (7.0)					
	FS1-6SA	c UL us	1/4 (6.5)	.374 (9.5)	.807 (20.5)	.276 (7.0)					
16~14 AWG 1.5~2.5 mm²	FS2-3SA	c UL us	#4 (3.2)	.197 (5.0)	.807 (20.5)	.248 (6.3)	.433 (11.0)	.177 (4.5)	.091 (2.3)	.059 (1.5)	.031 (0.8)
	FS2-3A	c UL us	#4 (3.2)	.228 (5.8)	.807 (20.5)	.248 (6.3)					
	FS2-3.5SA	c UL us	#6 (3.7)	.228 (5.8)	.807 (20.5)	.248 (6.3)					
	FS2-3.5MA	c UL us	#6 (3.7)	.252 (6.4)	.807 (20.5)	.248 (6.3)					
	FS2-3.5LA	c UL us	#6 (3.7)	.283 (7.2)	.815 (20.7)	.256 (6.5)					
	FS2-4SA	c UL us	#8 (4.3)	.252 (6.4)	.807 (20.5)	.248 (6.3)					
	FS2-4MA	c UL us	#8 (4.3)	.283 (7.2)	.815 (20.7)	.256 (6.5)					
	FS2-4LA	c UL us	#8 (4.3)	.335 (8.5)	.846 (21.5)	.287 (7.3)					
	FS2-5SA	c UL us	#10 (5.3)	.335 (8.5)	.846 (21.5)	.287 (7.3)					
	FS2-5LA	c UL us	#10 (5.3)	.374 (9.5)	.846 (21.5)	.287 (7.3)					
	FS2-6SA	c UL us	1/4 (6.5)	.374 (9.5)	.846 (21.5)	.287 (7.3)					
12~10 AWG 4~6 mm²	FS5-3.5SA	c UL us	#6 (3.7)	.283 (7.2)	.965 (24.5)	.295 (7.5)	.512 (13.0)	.256 (6.5)	.134 (3.4)	.059 (1.5)	.039 (1.0)
	FS5-3.5LA	c UL us	#6 (3.7)	.335 (8.5)	.965 (24.5)	.295 (7.5)					
	FS5-4SA	c UL us	#8 (4.3)	.335 (8.5)	.965 (24.5)	.295 (7.5)					
	FS5-4LA	c UL us	#8 (4.3)	.374 (9.5)	.965 (24.5)	.295 (7.5)					
	FS5-5A	c UL us	#10 (5.3)	.374 (9.5)	.965 (24.5)	.295 (7.5)					
	FS5-6SA	c UL us	1/4 (6.5)	.374 (9.5)	.965 (24.5)	.295 (7.5)					

PVC INSULATED LOCKING SPADE TERMINALS

1. MAXIMUM ELECTRICAL RATING : 600 VOLTS
2. MAXIMUM TEMPERATURE : 105˚C
3. TERMINAL MATERIAL : COPPER
4. PLATING : ELECTRO TIN PLATED
5. INSULATION MATERIAL : VINYL (PVC)

2 pcs design

WIRE RANGE AWG / mm²	ITEM NO.	UL	STUD SIZE d2	DIMENSIONS inch (mm)						
				B	L	F	E	D	d1	t
22~16 AWG 0.5~1.5 mm²	LS1-3.5SV	c UL us	#6 (3.7)	.228 (5.8)	.827 (21.0)	.248 (6.3)	.394 (10.0)	.161 (4.1)	.067 (1.7)	.030 (0.75)
	LS1-4MV	c UL us	#8 (4.3)	.283 (7.2)	.827 (21.0)	.248 (6.3)				
	LS1-4LV	c UL us	#8 (4.3)	.315 (8.0)	.827 (21.0)	.276 (7.0)				
	LS1-5SV	c UL us	#10 (5.3)	.315 (8.0)	.827 (21.0)	.276 (7.0)				
	LS1-5LV	c UL us	#10 (5.3)	.374 (9.5)	.827 (21.0)	.276 (7.0)				
16~14 AWG 1.5~2.5 mm²	LS2-3.5SV	c UL us	#6 (3.7)	.228 (5.8)	.827 (21.0)	.248 (6.3)	.394 (10.0)	.177 (4.5)	.091 (2.3)	.031 (0.8)
	LS2-4MV	c UL us	#8 (4.3)	.283 (7.2)	.835 (21.2)	.256 (6.5)				
	LS2-4LV	c UL us	#8 (4.3)	.335 (8.5)	.866 (22.0)	.287 (7.3)				
	LS2-5SV	c UL us	#10 (5.3)	.335 (8.5)	.866 (22.0)	.287 (7.3)				
	LS2-5LV	c UL us	#10 (5.3)	.374 (9.5)	.866 (22.0)	.287 (7.3)				
12~10 AWG 4~6 mm²	LS5-3.5LV	c UL us	#6 (3.7)	.335 (8.5)	.992 (25.2)	.295 (7.5)	.492 (12.5)	.256 (6.5)	.134 (3.4)	.039 (1.0)
	LS5-4SV	c UL us	#8 (4.3)	.335 (8.5)	.992 (25.2)	.295 (7.5)				
	LS5-5V	c UL us	#10 (5.3)	.374 (9.5)	.992 (25.2)	.295 (7.5)				
	LS5-6LV	c UL us	1/4 (6.5)	.472 (12.0)	1.228 (31.2)	.472 (12.0)				

NYLON INSULATED LOCKING SPADE TERMINALS

1. MAXIMUM ELECTRICAL RATING : 600 VOLTS
2. MAXIMUM TEMPERATURE : 105˚C
3. TERMINAL MATERIAL : COPPER
4. PLATING : ELECTRO TIN PLATED
5. INSULATION MATERIAL : EASY ENTRY NYLON

2 pcs design

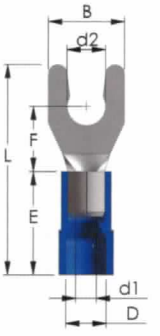

WIRE RANGE AWG / mm²	ITEM NO.	UL	STUD SIZE d2	DIMENSIONS inch (mm)						
				B	L	F	E	D	d1	t
22~16 AWG 0.5~1.5 mm²	LS1-3.5SA	c UL us	#6 (3.7)	.228 (5.8)	.866 (22.0)	.248 (6.3)	.433 (11.0)	.161 (4.1)	.067 (1.7)	.030 (0.75)
	LS1-4MA	c UL us	#8 (4.3)	.283 (7.2)	.866 (22.0)	.248 (6.3)				
	LS1-4LA	c UL us	#8 (4.3)	.315 (8.0)	.866 (22.0)	.276 (7.0)				
	LS1-5SA	c UL us	#10 (5.3)	.315 (8.0)	.866 (22.0)	.276 (7.0)				
	LS1-5LA	c UL us	#10 (5.3)	.374 (9.5)	.866 (22.0)	.276 (7.0)				
16~14 AWG 1.5~2.5 mm²	LS2-3.5SA	c UL us	#6 (3.7)	.228 (5.8)	.866 (22.0)	.248 (6.3)	.433 (11.0)	.177 (4.5)	.091 (2.3)	.031 (0.8)
	LS2-4MA	c UL us	#8 (4.3)	.283 (7.2)	.874 (22.2)	.256 (6.5)				
	LS2-4LA	c UL us	#8 (4.3)	.335 (8.5)	.906 (23.0)	.287 (7.3)				
	LS2-5SA	c UL us	#10 (5.3)	.335 (8.5)	.906 (23.0)	.287 (7.3)				
	LS2-5LA	c UL us	#10 (5.3)	.374 (9.5)	.906 (23.0)	.287 (7.3)				
12~10 AWG 4~6 mm²	LS5-3.5LA	c UL us	#6 (3.7)	.335 (8.5)	1.012 (25.7)	.295 (7.5)	.512 (13.0)	.256 (6.5)	.134 (3.4)	.039 (1.0)
	LS5-4SA	c UL us	#8 (4.3)	.335 (8.5)	1.012 (25.7)	.295 (7.5)				
	LS5-5A	c UL us	#10 (5.3)	.374 (9.5)	1.012 (25.7)	.295 (7.5)				
	LS5-6LA	c UL us	1/4 (6.5)	.472 (12.0)	1.248 (31.7)	.472 (12.0)				

PVC INSULATED HOOK TERMINALS

1. MAXIMUM ELECTRICAL RATING : 600 VOLTS
2. MAXIMUM TEMPERATURE : 105˚C
3. TERMINAL MATERIAL : COPPER
4. PLATING : ELECTRO TIN PLATED
5. INSULATION MATERIAL : VINYL (PVC)

2 pcs design

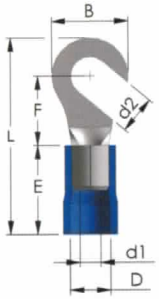

WIRE RANGE AWG / mm²	ITEM NO.	UL	STUD SIZE d2	DIMENSIONS inch (mm) B	L	F	E	D	d1	t
22~16 AWG 0.5~1.5 mm²	H1-3.5V	c UL us	#6 (3.7)	.315 (8.0)	.827 (21.0)	.276 (7.0)	.394 (10.0)	.161 (4.1)	.067 (1.7)	.030 (0.75)
	H1-4V	c UL us	#8 (4.3)	.315 (8.0)	.827 (21.0)	.276 (7.0)				
	H1-5V	c UL us	#10 (5.3)	.315 (8.0)	.827 (21.0)	.276 (7.0)				
	H1-6V	c UL us	1/4 (6.5)	.457 (11.6)	1.055 (26.8)	.437 (11.1)				
16~14 AWG 1.5~2.5 mm²	H2-3.5V	c UL us	#6 (3.7)	.335 (8.5)	.866 (22.0)	.307 (7.8)	.394 (10.0)	.177 (4.5)	.091 (2.3)	.031 (0.8)
	H2-4V	c UL us	#8 (4.3)	.335 (8.5)	.866 (22.0)	.307 (7.8)				
	H2-5V	c UL us	#10 (5.3)	.374 (9.5)	.866 (22.0)	.287 (7.3)				
	H2-6V	c UL us	1/4 (6.5)	.472 (12.0)	1.063 (27.0)	.433 (11.0)				
12~10 AWG 4~6 mm²	H5-3.5V	c UL us	#6 (3.7)	.374 (9.5)	1.004 (25.5)	.327 (8.3)	.492 (12.5)	.256 (6.5)	.134 (3.4)	.039 (1.0)
	H5-4V	c UL us	#8 (4.3)	.374 (9.5)	1.004 (25.5)	.327 (8.3)				
	H5-5V	c UL us	#10 (5.3)	.374 (9.5)	1.004 (25.5)	.327 (8.3)				
	H5-6V	c UL us	1/4 (6.5)	.472 (12.0)	1.142 (29.0)	.413 (10.5)				
	H5-8V	c UL us	5/16 (8.4)	.591 (15.0)	1.327 (33.7)	.539 (13.7)				

NYLON INSULATED HOOK TERMINALS

1. MAXIMUM ELECTRICAL RATING : 600 VOLTS
2. MAXIMUM TEMPERATURE : 105˚C
3. TERMINAL MATERIAL : COPPER
4. PLATING : ELECTRO TIN PLATED
5. INSULATION MATERIAL : EASY ENTRY NYLON

2 pcs design



WIRE RANGE AWG / mm²	ITEM NO.	UL	STUD SIZE d2	DIMENSIONS inch (mm) B	L	F	E	D	d1	t
22~16 AWG 0.5~1.5 mm²	H1-3.5A	c UL us	#6 (3.7)	.315 (8.0)	.866 (22.0)	.276 (7.0)	.433 (11.0)	.161 (4.1)	.067 (1.7)	.030 (0.75)
	H1-4A	c UL us	#8 (4.3)	.315 (8.0)	.866 (22.0)	.276 (7.0)				
	H1-5A	c UL us	#10 (5.3)	.315 (8.0)	.866 (22.0)	.276 (7.0)				
	H1-6A	c UL us	1/4 (6.5)	.457 (11.6)	1.094 (27.8)	.437 (11.1)				
16~14 AWG 1.5~2.5 mm²	H2-3.5A	c UL us	#6 (3.7)	.335 (8.5)	.906 (23.0)	.307 (7.8)	.433 (11.0)	.177 (4.5)	.091 (2.3)	.031 (0.8)
	H2-4A	c UL us	#8 (4.3)	.335 (8.5)	.906 (23.0)	.307 (7.8)				
	H2-5A	c UL us	#10 (5.3)	.374 (9.5)	.906 (23.0)	.287 (7.3)				
	H2-6A	c UL us	1/4 (6.5)	.472 (12.0)	1.102 (28.0)	.433 (11.0)				
12~10 AWG 4~6 mm²	H5-3.5A	c UL us	#6 (3.7)	.374 (9.5)	1.024 (26.0)	.327 (8.3)	.512 (13.0)	.256 (6.5)	.134 (3.4)	.039 (1.0)
	H5-4A	c UL us	#8 (4.3)	.374 (9.5)	1.024 (26.0)	.327 (8.3)				
	H5-5A	c UL us	#10 (5.3)	.374 (9.5)	1.024 (26.0)	.327 (8.3)				
	H5-6A	c UL us	1/4 (6.5)	.472 (12.0)	1.161 (29.5)	.413 (10.5)				
	H5-8A	c UL us	5/16 (8.4)	.591 (15.0)	1.346 (34.2)	.539 (13.7)				

PVC INSULATED HOOK TERMINALS

1. MAXIMUM ELECTRICAL RATING : 600 VOLTS
2. MAXIMUM TEMPERATURE : 105˚C
3. TERMINAL MATERIAL : COPPER
4. PLATING : ELECTRO TIN PLATED
5. INSULATION MATERIAL : VINYL (PVC)

2 pcs design

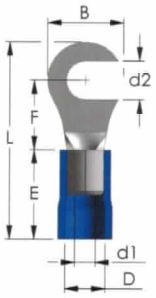

WIRE RANGE AWG / mm²	ITEM NO.	UL	STUD SIZE d2	DIMENSIONS inch (mm)						
				B	L	F	E	D	d1	t
22~16 AWG 0.5~1.5 mm²	HR1-3.5V	c UL us	#6 (3.7)	.295 (7.5)	.827 (21.0)	.276 (7.0)	.394 (10.0)	.161 (4.1)	.067 (1.7)	.030 (0.75)
	HR1-4V	c UL us	#8 (4.3)	.291 (7.4)	.827 (21.0)	.276 (7.0)				
	HR1-5V	c UL us	#10 (5.3)	.276 (7.0)	.827 (21.0)	.276 (7.0)				
	HR1-6V	c UL us	1/4 (6.5)	.417 (10.6)	1.055 (26.8)	.437 (11.1)				
16~14 AWG 1.5~2.5 mm²	HR2-3.5V	c UL us	#6 (3.7)	.315 (8.0)	.866 (22.0)	.307 (7.8)	.394 (10.0)	.177 (4.5)	.091 (2.3)	.031 (0.8)
	HR2-4V	c UL us	#8 (4.3)	.311 (7.9)	.866 (22.0)	.307 (7.8)				
	HR2-5V	c UL us	#10 (5.3)	.343 (8.7)	.866 (22.0)	.287 (7.3)				
	HR2-6V	c UL us	1/4 (6.5)	.433 (11.0)	1.063 (27.0)	.433 (11.0)				
12~10 AWG 4~6 mm²	HR5-3.5V	c UL us	#6 (3.7)	.358 (9.1)	1.004 (25.5)	.327 (8.3)	.492 (12.5)	.256 (6.5)	.134 (3.4)	.039 (1.0)
	HR5-4V	c UL us	#8 (4.3)	.354 (9.0)	1.004 (25.5)	.327 (8.3)				
	HR5-5V	c UL us	#10 (5.3)	.343 (8.7)	1.004 (25.5)	.327 (8.3)				
	HR5-6V	c UL us	1/4 (6.5)	.433 (11.0)	1.142 (29.0)	.413 (10.5)				
	HR5-8V	c UL us	5/16 (8.4)	.539 (13.7)	1.327 (33.7)	.539 (13.7)				

NYLON INSULATED HOOK TERMINALS

1. MAXIMUM ELECTRICAL RATING : 600VOLTS
2. MAXIMUM TEMPERATURE : 105˚C
3. TERMINAL MATERIAL : COPPER
4. PLATING : ELECTRO TIN PLATED
5. INSULATION MATERIAL : EASY ENTRY NYLON

2 pcs design

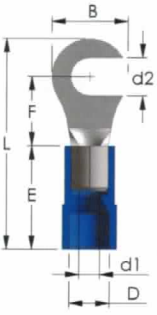

WIRE RANGE AWG / mm²	ITEM NO.	UL	STUD SIZE d2	DIMENSIONS inch (mm)						
				B	L	F	E	D	d1	t
22~16 AWG 0.5~1.5 mm²	HR1-3.5A	c UL us	#6 (3.7)	.295 (7.5)	.866 (22.0)	.276 (7.0)	.433 (11.0)	.161 (4.1)	.067 (1.7)	.030 (0.75)
	HR1-4A	c UL us	#8 (4.3)	.291 (7.4)	.866 (22.0)	.276 (7.0)				
	HR1-5A	c UL us	#10 (5.3)	.276 (7.0)	.866 (22.0)	.276 (7.0)				
	HR1-6A	c UL us	1/4 (6.5)	.417 (10.6)	1.094 (27.8)	.437 (11.1)				
16~14 AWG 1.5~2.5 mm²	HR2-3.5A	c UL us	#6 (3.7)	.315 (8.0)	.906 (23.0)	.307 (7.8)	.433 (11.0)	.177 (4.5)	.091 (2.3)	.031 (0.8)
	HR2-4A	c UL us	#8 (4.3)	.311 (7.9)	.906 (23.0)	.307 (7.8)				
	HR2-5A	c UL us	#10 (5.3)	.343 (8.7)	.906 (23.0)	.287 (7.3)				
	HR2-6A	c UL us	1/4 (6.5)	.433 (11.0)	1.102 (28.0)	.433 (11.0)				
12~10 AWG 4~6 mm²	HR5-3.5A	c UL us	#6 (3.7)	.358 (9.1)	1.024 (26.0)	.327 (8.3)	.512 (13.0)	.256 (6.5)	.134 (3.4)	.039 (1.0)
	HR5-4A	c UL us	#8 (4.3)	.354 (9.0)	1.024 (26.0)	.327 (8.3)				
	HR5-5A	c UL us	#10 (5.3)	.343 (8.7)	1.024 (26.0)	.327 (8.3)				
	HR5-6A	c UL us	1/4 (6.5)	.433 (11.0)	1.161 (29.5)	.413 (10.5)				
	HR5-8A	c UL us	5/16 (8.4)	.539 (13.7)	1.346 (34.2)	.539 (13.7)				

PVC INSULATED HOOK TERMINALS

1. MAXIMUM ELECTRICAL RATING : 600 VOLTS
2. MAXIMUM TEMPERATURE : 105˚C
3. TERMINAL MATERIAL : COPPER
4. PLATING : ELECTRO TIN PLATED
5. INSULATION MATERIAL : VINYL (PVC)

2 pcs design

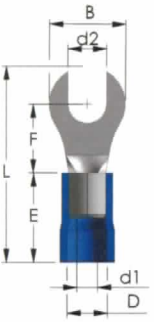

WIRE RANGE AWG / mm²	ITEM NO.	UL	STUD SIZE d2	DIMENSIONS inch (mm)						
				B	L	F	E	D	d1	t
22~16 AWG 0.5~1.5 mm²	HU1-3.5V	c UL us	#6 (3.7)	.315 (8.0)	.807 (20.5)	.276 (7.0)	.394 (10.0)	.161 (4.1)	.067 (1.7)	.030 (0.75)
	HU1-4V	c UL us	#8 (4.3)	.315 (8.0)	.807 (20.5)	.276 (7.0)				
	HU1-5V	c UL us	#10 (5.3)	.315 (8.0)	.787 (20.0)	.276 (7.0)				
	HU1-6V	c UL us	1/4 (6.5)	.457 (11.6)	1.016 (25.8)	.437 (11.1)				
16~14 AWG 1.5~2.5 mm²	HU2-3.5V	c UL us	#6 (3.7)	.335 (8.5)	.846 (21.5)	.307 (7.8)	.394 (10.0)	.177 (4.5)	.091 (2.3)	.031 (0.8)
	HU2-4V	c UL us	#8 (4.3)	.335 (8.5)	.846 (21.5)	.307 (7.8)				
	HU2-5V	c UL us	#10 (5.3)	.374 (9.5)	.835 (21.2)	.287 (7.3)				
	HU2-6V	c UL us	1/4 (6.5)	.472 (12.0)	1.024 (26.0)	.433 (11.0)				
12~10 AWG 4~6 mm²	HU5-3.5V	c UL us	#6 (3.7)	.374 (9.5)	.984 (25.0)	.327 (8.3)	.492 (12.5)	.256 (6.5)	.134 (3.4)	.039 (1.0)
	HU5-4V	c UL us	#8 (4.3)	.374 (9.5)	.984 (25.0)	.327 (8.3)				
	HU5-5V	c UL us	#10 (5.3)	.374 (9.5)	.972 (24.7)	.327 (8.3)				
	HU5-6V	c UL us	1/4 (6.5)	.472 (12.0)	1.102 (28.0)	.413 (10.5)				
	HU5-8V	c UL us	5/16 (8.4)	.591 (15.0)	1.276 (32.4)	.539 (13.7)				

NYLON INSULATED HOOK TERMINALS

1. MAXIMUM ELECTRICAL RATING : 600 VOLTS
2. MAXIMUM TEMPERATURE : 105˚C
3. TERMINAL MATERIAL : COPPER
4. PLATING : ELECTRO TIN PLATED
5. INSULATION MATERIAL : EASY ENTRY NYLON

2 pcs design

WIRE RANGE AWG / mm²	ITEM NO.	UL	STUD SIZE d2	DIMENSIONS inch (mm)						
				B	L	F	E	D	d1	t
22~16 AWG 0.5~1.5 mm²	HU1-3.5A	c UL us	#6 (3.7)	.315 (8.0)	.846 (21.5)	.276 (7.0)	.433 (11.0)	.161 (4.1)	.067 (1.7)	.030 (0.75)
	HU1-4A	c UL us	#8 (4.3)	.315 (8.0)	.846 (21.5)	.276 (7.0)				
	HU1-5A	c UL us	#10 (5.3)	.315 (8.0)	.827 (21.0)	.276 (7.0)				
	HU1-6A	c UL us	1/4 (6.5)	.457 (11.6)	1.055 (26.8)	.437 (11.1)				
16~14 AWG 1.5~2.5 mm²	HU2-3.5A	c UL us	#6 (3.7)	.335 (8.5)	.886 (22.5)	.307 (7.8)	.433 (11.0)	.177 (4.5)	.091 (2.3)	.031 (0.8)
	HU2-4A	c UL us	#8 (4.3)	.335 (8.5)	.886 (22.5)	.307 (7.8)				
	HU2-5A	c UL us	#10 (5.3)	.374 (9.5)	.874 (22.2)	.287 (7.3)				
	HU2-6A	c UL us	1/4 (6.5)	.472 (12.0)	1.063 (27.0)	.433 (11.0)				
12~10 AWG 4~6 mm²	HU5-3.5A	c UL us	#6 (3.7)	.374 (9.5)	1.008 (25.6)	.327 (8.3)	.512 (13.0)	.256 (6.5)	.134 (3.4)	.039 (1.0)
	HU5-4A	c UL us	#8 (4.3)	.374 (9.5)	1.004 (25.5)	.327 (8.3)				
	HU5-5A	c UL us	#10 (5.3)	.374 (9.5)	.992 (25.2)	.327 (8.3)				
	HU5-6A	c UL us	1/4 (6.5)	.472 (12.0)	1.122 (28.5)	.413 (10.5)				
	HU5-8A	c UL us	5/16 (8.4)	.591 (15.0)	1.299 (33.0)	.539 (13.7)				

JEESOON®

SPLICE CONNECTORS

NON-INSULATED PARALLEL CONNECTORS

~~~ COPPER TUBE ~~~

1. MAXIMUM ELECTRICAL RATING : 600 VOLTS
2. TERMINAL MATERIAL : COPPER TUBE
3. PLATING : ELECTRO TIN PLATED

WIRE RANGE AWG / mm²	ITEM NO.	DIMENSIONS inch (mm)		
		L	d	D
22~16 AWG 0.5~1.5 mm²	P1N	.315 (8.0)	.063 (1.6)	.130 (3.3)
16~14 AWG 1.5~2.5 mm²	P2N	.315 (8.0)	.091 (2.3)	.157 (4.0)
12~10 AWG 4~6mm²	P5N	.335 (8.5)	.142 (3.6)	.217 (5.5)

PVC INSULATED PARALLEL CONNECTORS

~~~ COPPER TUBE ~~~

1. MAXIMUM ELECTRICAL RATING : 600 VOLTS
2. MAXIMUM TEMPERATURE : 75°C
3. TERMINAL MATERIAL : COPPER TUBE
4. PLATING : ELECTRO TIN PLATED
5. INSULATION MATERIAL : VINYL (PVC)

2 pcs design

WIRE RANGE AWG / mm²	ITEM NO.	DIMENSIONS inch (mm)		
		L	d	D
22~16 AWG 0.5~1.5 mm²	P1V	.709 (18.0)	.063 (1.6)	.161 (4.1)
16~14 AWG 1.5~2.5 mm²	P2V		.091 (2.3)	.177 (4.5)
12~10 AWG 4~6 mm²	P5V	.827 (21.0)	.142 (3.6)	.256 (6.5)

NON-INSULATED BUTT CONNECTORS ~~~ COPPER TUBE ~~~

1. TERMINAL MATERIAL : COPPER TUBE
2. PLATING : ELECTRO TIN PLATED

BCT0.5N BCT1N BCT2N BCT5N BCT8N BCT14N



WIRE RANGE AWG / mm²	ITEM NO.	UL	DIMENSIONS inch (mm)		
			L	d	D
26~22 AWG 0.1~0.5 mm²	BCT0.5N	c UL us	.472 (12.0)	.039 (1.0)	.079 (2.0)
22~16 AWG 0.5~1.5 mm²	BCT1N	c UL us	.591 (15.0)	.063 (1.6)	.130 (3.3)
16~14 AWG 1.5~2.5 mm²	BCT2N	c UL us		.091 (2.3)	.157 (4.0)
12~10 AWG 4~6 mm²	BCT5N	c UL us		.142 (3.6)	.217 (5.5)
8 AWG 8 mm²	BCT8N	c UL us	.827 (21.0)	.177 (4.5)	.276 (7.0)
6 AWG 14 mm²	BCT14N	c UL us	1.024 (26.0)	.228 (5.8)	.350 (8.9)

PVC INSULATED BUTT CONNECTORS ~~~ COPPER TUBE ~~~

1. MAXIMUM ELECTRICAL RATING : 600 VOLTS
2. MAXIMUM TEMPERATURE : 105˚C
3. TERMINAL MATERIAL : COPPER TUBE
4. PLATING : ELECTRO TIN PLATED
5. INSULATION MATERIAL : VINYL (PVC)

2 pcs design

WIRE RANGE AWG / mm²	ITEM NO.	UL	DIMENSIONS inch (mm)		
			L	d	D
22~16 AWG 0.5~1.5 mm²	BCT1V	c UL us	.984 (25.0)	.063 (1.6)	.161 (4.1)
16~14 AWG 1.5~2.5 mm²	BCT2V	c UL us	.984 (25.0)	.091 (2.3)	.177 (4.5)
12~10 AWG 4~6 mm²	BCT5V	c UL us	1.024 (26.0)	.142 (3.6)	.256 (6.5)
8 AWG 8 mm²	BCT8V		1.398 (35.5)	.177 (4.5)	.335 (8.5)

NYLON INSULATED BUTT CONNECTORS ~~~ COPPER TUBE ~~~

1. MAXIMUM ELECTRICAL RATING : 600 VOLTS
2. MAXIMUM TEMPERATURE : 105˚C
3. TERMINAL MATERIAL : COPPER TUBE
4. PLATING : ELECTRO TIN PLATED
5. INSULATION MATERIAL : NYLON

2 pcs design

WIRE RANGE AWG / mm²	ITEM NO.	UL	DIMENSIONS inch (mm)		
			L	d	D
26~22 AWG 0.1~0.5 mm²	BCT0.5A		.787 (20.0)	.039 (1.0)	.091 (2.3)
22~16 AWG 0.5~1.5 mm²	BCT1A	c UL us	1.024 (26.0)	.063 (1.6)	.161 (4.1)
16~14 AWG 1.5~2.5 mm²	BCT2A	c UL us	1.024 (26.0)	.091 (2.3)	.189 (4.8)
12~10 AWG 4~6 mm²	BCT5A	c UL us	1.102 (28.0)	.142 (3.6)	.256 (6.5)

PVC INSULATED BUTT CONNECTORS

~~~ BRASS STRIP ~~~

1. MAXIMUM ELECTRICAL RATING : 300 VOLTS
2. MAXIMUM TEMPERATURE : 75˚C
3. TERMINAL MATERIAL : BRASS STRIP
4. PLATING ELECTRO TIN PLATED
5. INSULATION MATERIAL : VINYL (PVC)

2 pcs design

WIRE RANGE AWG / mm²	ITEM NO.	DIMENSIONS inch (mm)		
		L	d	D
22~16 AWG 0.5~1.5 mm²	BB1V	.984 (25.0)	.067 (1.7)	.161 (4.1)
16~14 AWG 1.5~2.5 mm²	BB2V		.091 (2.3)	.177 (4.5)
12~10 AWG 4~6 mm²	BB5V	1.024 (26.0)	.134 (3.4)	.256 (6.5)

PVC INSULATED BUTT CONNECTORS ~~~ COPPER STRIP ~~~

1. MAXIMUM ELECTRICAL RATING : 600 VOLTS
2. MAXIMUM TEMPERATURE : 75˚C
3. TERMINAL MATERIAL : COPPER STRIP
4. PLATING : ELECTRO TIN PLATED
5. INSULATION MATERIAL : VINYL (PVC)

2 pcs design

WIRE RANGE AWG / mm²	ITEM NO.		DIMENSIONS inch (mm)		
			L	d	D
22~16 AWG 0.5~1.5 mm²	BC1V	BC1SV	.984 (25.0)	.067 (1.7)	.161 (4.1)
16~14 AWG 1.5~2.5 mm²	BC2V	BC2SV		.091 (2.3)	.177 (4.5)
12~10 AWG 4~6 mm²	BC5V	BC5SV	1.024 (26.0)	.134 (3.4)	.256 (6.5)

NYLON INSULATED BUTT CONNECTORS ~~~ COPPER STRIP ~~~

1. MAXIMUM ELECTRICAL RATING : 600 VOLTS
2. MAXIMUM TEMPERATURE : 105˚C
3. TERMINAL MATERIAL : COPPER STRIP
4. PLATING : ELECTRO TIN PLATED
5. INSULATION MATERIAL : NYLON

2 pcs design

WIRE RANGE AWG / mm²	ITEM NO.	DIMENSIONS inch (mm)		
		L	d	D
22~16 AWG 0.5~1.5 mm²	BC1A	1.024 (26.0)	.067 (1.7)	.161 (4.1)
16~14 AWG 1.5~2.5 mm²	BC2A		.091 (2.3)	.189 (4.8)
12~10 AWG 4~6 mm²	BC5A		.134 (3.4)	.256 (6.5)

DOUBLE CRIMP
PVC INSULATED BUTT CONNECTORS ~~~ EASY ENTRY SLEEVE ~~~

1. MAXIMUM ELECTRICAL RATING : 600 VOLTS
2. MAXIMUM TEMPERATURE : 75˚C
3. TERMINAL MATERIAL : COPPER STRIP
4. PLATING : ELECTRO TIN PLATED
5. REINFORCEMENT SLEEVE : C TYPE SLEEVE
6. INSULATION MATERIAL : VINYL (PVC)

4 pcs design



WIRE RANGE AWG / mm²	ITEM NO.	DIMENSIONS inch (mm)		
		L	d	D
22~16 AWG 0.5~1.5 mm²	WBC1VC	.984 (25.0)	.067 (1.7)	.157 (4.0)
16~14 AWG 1.5~2.5 mm²	WBC2VC		.091 (2.3)	.181 (4.6)
12~10 AWG 4~6 mm²	WBC5VC	1.142 (29.0)	.134 (3.4)	.248 (6.3)

PVC INSULATED WINDOW TYPE BUTT CONNECTORS

1. MAXIMUM ELECTRICAL RATING : 600 VOLTS
2. MAXIMUM TEMPERATURE : 75˚C
3. TERMINAL MATERIAL : COPPER STRIP
4. PLATING : ELECTRO TIN PLATED
5. INSULATION MATERIAL : VINYL (PVC)

2 pcs design



WIRE RANGE AWG / mm²	ITEM NO.	DIMENSIONS inch (mm)		
		L	d	D
22~16 AWG 0.5~1.5 mm²	WBC1V-T	1.024 (26.0)	.067 (1.7)	.161 (4.1)
16~14 AWG 1.5~2.5 mm²	WBC2V-T		.091 (2.3)	.177 (4.5)
12~10 AWG 4~6 mm²	WBC5V-T		.134 (3.4)	.256 (6.5)

DOUBLE CRIMP
PVC INSULATED WINDOW TYPE BUTT CONNECTORS
~~~ EASY ENTRY SLEEVE ~~~

1. MAXIMUM ELECTRICAL RATING : 600 VOLTS
2. MAXIMUM TEMPERATURE : 75˚C
3. TERMINAL MATERIAL : COPPER STRIP
4. PLATING ELECTRO TIN PLATED
5. REINFORCEMENT SLEEVE : C TYPE SLEEVE
6. INSULATION MATERIAL : VINYL (PVC)

4 pcs design



WIRE RANGE AWG / mm²	ITEM NO.	DIMENSIONS inch (mm)		
		L	d	D
22~16 AWG 0.5~1.5 mm²	WBC1VC-T	.984 (25.0)	.067 (1.7)	.157 (4.0)
16~14 AWG 1.5~2.5 mm²	WBC2VC-T		.091 (2.3)	.181 (4.6)
12~10 AWG 4~6 mm²	WBC5VC-T	1.142 (29.0)	.134 (3.4)	.248 (6.3)

DOUBLE CRIMP NYLON INSULATED WINDOW TYPE BUTT CONNECTORS
~~~ EASY ENTRY SLEEVE ~~~

1. MAXIMUM ELECTRICAL RATING : 600 VOLTS
2. MAXIMUM TEMPERATURE : 105˚C
3. TERMINAL MATERIAL : COPPER STRIP
4. PLATING ELECTRO TIN PLATED
5. REINFORCEMENT SLEEVE : C TYPE SLEEVE
6. INSULATION MATERIAL : NYLON

4 pcs design



WIRE RANGE AWG / mm²	ITEM NO.	DIMENSIONS inch (mm)		
		L	d	D
22~16 AWG 0.5~1.5 mm²	WBC1AC	1.181 (30.0)	.067 (1.7)	.161 (4.1)
16~14 AWG 1.5~2.5 mm²	WBC2AC		.091 (2.3)	.189 (4.8)
12~10 AWG 4~6 mm²	WBC5AC	1.378 (35.0)	.134 (3.4)	.256 (6.5)

NON-INSULATED STEP DOWN BUTT CONNECTORS

~~~ COPPER TUBE ~~~

1. TERMINAL MATERIAL : COPPER TUBE
2. PLATING : ELECTRO TIN PLATED



WIRE RANGE AWG / mm²	ITEM NO.	DIMENSIONS inch (mm)			
		L	d1	d2	D
16~14 to 22~16 A.W.G. 1.5~2.5 to 0.5~1.0 mm²	SBCT2-1N	.657 (16.7)	.067 (1.7)	.091 (2.3)	.157 (4.0)
12~10 to 16~14 A.W.G. 4~6 to 1.5~2.5 mm²	SBCT5-2N	.787 (20.0)	.091 (2.3)	.134 (3.4)	.217 (5.5)
8 to 12~10 A.W.G. 8 to 4~6 mm²	SBCT8-5N	.827 (21.0)	.134 (3.4)	.177 (4.5)	.276 (7.0)
6 to 8 A.W.G. 14 to 8 mm²	SBCT14-8N	1.024 (26.0)	.177 (4.5)	.232 (5.9)	.350 (8.9)

PVC INSULATED STEP DOWN BUTT CONNECTORS

~~~ COPPER TUBE ~~~

1. MAXIMUM ELECTRICAL RATING : 600 VOLTS
2. MAXIMUM TEMPERATURE : 75˚C
3. TERMINAL MATERIAL : COPPER TUBE
4. PLATING : ELECTRO TIN PLATED
5. INSULATION MATERIAL : VINYL (PVC)

2 pcs design



WIRE RANGE AWG / mm²	ITEM NO.	DIMENSIONS inch (mm)			
		L	d1	d2	D
16~14 to 22~16 A.W.G. 1.5~2.5 to 0.5~1.0 mm²	SBCT2-1V	1.024 (26.0)	.067 (1.7)	.091 (2.3)	.177 (4.5)
12~10 to 16~14 A.W.G. 4~6 to 1.5~2.5 mm²	SBCT5-2V	1.220 (31.0)	.091 (2.3)	.134 (3.4)	.256 (6.5)
8 to 12~10 A.W.G. 8 to 4~6 mm²	SBCT8-5V	1.406 (35.7)	.134 (3.4)	.177 (4.5)	.335 (8.5)
6 to 8 A.W.G. 14 to 8 mm²	SBCT14-8V	1.772 (45.0)	.177 (4.5)	.232 (5.9)	.413 (10.5)

QUICK DISCONNECTS

PVC INSULATED FEMALE DISCONNECTS

1. MAXIMUM ELECTRICAL RATING : 300 VOLTS
2. MAXIMUM TEMPERATURE : 105˚C
3. TERMINAL MATERIAL : BRASS
4. PLATING : ELECTRO TIN PLATED
5. INSULATION MATERIAL : VINYL (PVC)

2 pcs design

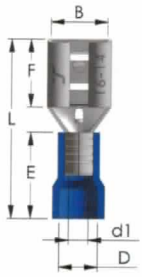

WIRE RANGE AWG / mm²	ITEM NO.	UL	DIMENSIONS inch (mm)							
			NEMA TAB	B	F	L	E	D	d1	t
22~16 AWG 0.5~1.5 mm²	F1-2.8V/5	c UL us	.020*.110 (0.5*2.8)	.126 (3.2)	.252 (6.4)	.728 (18.5)	.394 (10.0)	.157 (4.0)	.067 (1.7)	.010 (0.25)
	F1-2.8V/8	c UL us	.032*.110 (0.8*2.8)							.010 (0.25)
	F1-4.8V/5	c UL us	.020*.187 (0.5*4.8)	.197 (5.0)	.256 (6.5)	.748 (19.0)				.014 (0.35)
	F1-4.8V/8	c UL us	.032*.187 (0.8*4.8)							.014 (0.35)
	F1-6.4V	c UL us	.032*.250 (0.8*6.4)	.260 (6.6)	.311 (7.9)	.827 (21.0)				.016 (0.4)
	F1-8V		.032*.312 (0.8*8.0)	.331 (8.4)	.394 (10.0)	.945 (24.0)				.016 (0.4)
16~14 AWG 1.5~2.5 mm²	F2-2.8V/5	c UL us	.020*.110 (0.5*2.8)	.126 (3.2)	.252 (6.4)	.728 (18.5)	.394 (10.0)	.177 (4.5)	.091 (2.3)	.010 (0.25)
	F2-2.8V/8	c UL us	.032*.110 (0.8*2.8)							.010 (0.25)
	F2-4.8V/5	c UL us	.020*.187 (0.5*4.8)	.197 (5.0)	.256 (6.5)	.748 (19.0)				.014 (0.35)
	F2-4.8V/8	c UL us	.032*.187 (0.8*4.8)							.014 (0.35)
	F2-6.4V	c UL us	.032*.250 (0.8*6.4)	.260 (6.6)	.311 (7.9)	.827 (21.0)				.016 (0.4)
	F2-8V		.032*.312 (0.8*8.0)	.331 (8.4)	.394 (10.0)	.945 (24.0)				.016 (0.4)
	F2-9.5V		.047*.375 (1.2*9.5)	.390 (9.9)	.492 (12.5)	1.122 (28.5)				.020 (0.5)
12~10 AWG 4~6 mm²	F5-6.4V	c UL us	.032*.250 (0.8*6.4)	.260 (6.6)	.311 (7.9)	.925 (23.5)	.492 (12.5)	.217 (5.5)	.134 (3.4)	.016 (0.4)
	F5-9.5V		.047*.375 (1.2*9.5)	.390 (9.9)	.492 (12.5)	1.122 (28.5)				.020 (0.5)

DOUBLE CRIMP
PVC INSULATED FEMALE DISCONNECTS

1. MAXIMUM ELECTRICAL RATING : 300 VOLTS
2. MAXIMUM TEMPERATURE : 75°C
3. TERMINAL MATERIAL : BRASS
4. PLATING : ELECTRO TIN PLATED
5. REINFORCEMENT SLEEVE : D TYPE SLEEVE
6. INSULATION MATERIAL : VINYL (PVC)

3 pcs design

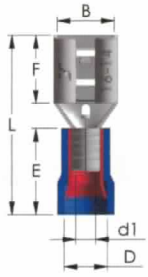

WIRE RANGE AWG / mm²	ITEM NO.	UL	DIMENSIONS inch (mm)							
			NEMA TAB	B	F	L	E	D	d1	t
22~16 AWG 0.5~1.5 mm²	F1-2.8VD/5	c UL us	.020*.110 (0.5*2.8)	.126 (3.2)	.252 (6.4)	.728 (18.5)	.394 (10.0)	.161 (4.1)	.067 (1.7)	.010 (0.25)
	F1-2.8VD/8	c UL us	.032*.110 (0.8*2.8)							.010 (0.25)
	F1-4.8VD/5	c UL us	.020*.187 (0.5*4.8)	.197 (5.0)	.256 (6.5)	.748 (19.0)				.014 (0.35)
	F1-4.8VD/8	c UL us	.032*.187 (0.8*4.8)							.014 (0.35)
	F1-6.4VD	c UL us	.032*.250 (0.8*6.4)	.260 (6.6)	.311 (7.9)	.827 (21.0)				.016 (0.4)
	F1-8VD		.032*.312 (0.8*8.0)	.331 (8.4)	.394 (10.0)	.945 (24.0)				.016 (0.4)
16~14 AWG 1.5~2.5 mm²	F2-2.8VD/5	c UL us	.020*.110 (0.5*2.8)	.126 (3.2)	.252 (6.4)	.728 (18.5)	.394 (10.0)	.189 (4.8)	.091 (2.3)	.010 (0.25)
	F2-2.8VD/8	c UL us	.032*.110 (0.8*2.8)							.010 (0.25)
	F2-4.8VD/5	c UL us	.020*.187 (0.5*4.8)	.197 (5.0)	.256 (6.5)	.748 (19.0)				.014 (0.35)
	F2-4.8VD/8	c UL us	.032*.187 (0.8*4.8)							.014 (0.35)
	F2-6.4VD	c UL us	.032*.250 (0.8*6.4)	.260 (6.6)	.311 (7.9)	.827 (21.0)				.016 (0.4)
	F2-8VD		.032*.312 (0.8*8.0)	.331 (8.4)	.394 (10.0)	.945 (24.0)				.016 (0.4)
	F2-9.5VD		.047*.375 (1.2*9.5)	.390 (9.9)	.492 (12.5)	1.024 (26.0)				.020 (0.5)
12~10 AWG 4~6 mm²	F5-6.4VD	c UL us	.032*.250 (0.8*6.4)	.260 (6.6)	.311 (7.9)	.925 (23.5)	.492 (12.5)	.256 (6.5)	.134 (3.4)	.016 (0.4)
	F5-9.5VD		.047*.375 (1.2*9.5)	.390 (9.9)	.492 (12.5)	1.122 (28.5)				.020 (0.5)

DOUBLE CRIMP
PVC INSULATED FEMALE DISCONNECTS
~~~ EASY ENTRY SLEEVE ~~~

1. MAXIMUM ELECTRICAL RATING : 300 VOLTS
2. MAXIMUM TEMPERATURE : 75˚C
3. TERMINAL MATERIAL : BRASS
4. PLATING : ELECTRO TIN PLATED
5. REINFORCEMENT SLEEVE : C TYPE SLEEVE
6. INSULATION MATERIAL : VINYL (PVC)

3 pcs design

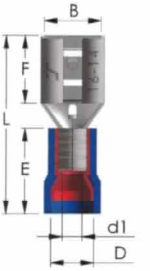

WIRE RANGE AWG / mm²	ITEM NO.	UL	DIMENSIONS inch (mm)							
			NEMA TAB	B	F	L	E	D	d1	t
22~16 AWG 0.5~1.5 mm²	F1-2.8VC/5	c UL us	.020*.110 (0.5*2.8)	.126 (3.2)	.252 (6.4)	.728 (18.5)	.394 (10.0)	.169 (4.3)	.067 (1.7)	.010 (0.25)
	F1-2.8VC/8	c UL us	.032*.110 (0.8*2.8)							.010 (0.25)
	F1-4.8VC/5	c UL us	.020*.187 (0.5*4.8)	.197 (5.0)	.256 (6.5)	.748 (19.0)				.014 (0.35)
	F1-4.8VC/8	c UL us	.032*.187 (0.8*4.8)							.014 (0.35)
	F1-6.4VC	c UL us	.032*.250 (0.8*6.4)	.260 (6.6)	.311 (7.9)	.827 (21.0)				.016 (0.4)
	F1-8VC		.032*.312 (0.8*8.0)	.331 (8.4)	.394 (10.0)	.945 (24.0)				.016 (0.4)
16~14 AWG 1.5~2.5 mm²	F2-2.8VC/5	c UL us	.020*.110 (0.5*2.8)	.126 (3.2)	.252 (6.4)	.728 (18.5)	.394 (10.0)	.197 (5.0)	.091 (2.3)	.010 (0.25)
	F2-2.8VC/8	c UL us	.032*.110 (0.8*2.8)							.010 (0.25)
	F2-4.8VC/5	c UL us	.020*.187 (0.5*4.8)	.197 (5.0)	.256 (6.5)	.748 (19.0)				.014 (0.35)
	F2-4.8VC/8	c UL us	.032*.187 (0.8*4.8)							.014 (0.35)
	F2-6.4VC	c UL us	.032*.250 (0.8*6.4)	.260 (6.6)	.311 (7.9)	.827 (21.0)				.016 (0.4)
	F2-8VC		.032*.312 (0.8*8.0)	.331 (8.4)	.394 (10.0)	.945 (24.0)				.016 (0.4)
	F2-9.5VC		.047*.375 (1.2*9.5)	.390 (9.9)	.492 (12.5)	1.024 (26.0)				.020 (0.5)
12~10 AWG 4~6 mm²	F5-6.4VC	c UL us	.032*.250 (0.8*6.4)	.260 (6.6)	.311 (7.9)	.925 (23.5)	.492 (12.5)	.256 (6.5)	.134 (3.4)	.016 (0.4)
	F5-9.5VC		.047*.375 (1.2*9.5)	.390 (9.9)	.492 (12.5)	1.122 (28.5)				.020 (0.5)

FULLY INSULATED PVC FEMALE DISCONNECTS

1. MAXIMUM ELECTRICAL RATING : 300 VOLTS
2. MAXIMUM TEMPERATURE :105˚C
3. TERMINAL MATERIAL : BRASS
4. PLATING : ELECTRO TIN PLATED
5. INSULATION MATERIAL : VINYL (PVC)

2 pcs design

WIRE RANGE AWG / mm²	ITEM NO.	UL	DIMENSIONS inch (mm)							
			NEMA TAB	B	F	L	E	D	d1	t
22~16 AWG 0.5~1.5 mm²	F1-2.8VF/5	c UL us	.020*.110 (0.5*2.8)	.126 (3.2)	.252 (6.4)	.748 (19.0)	.394 (10.0)	.157 (4.0)	.067 (1.7)	.010 (0.25)
	F1-2.8VF/8	c UL us	.032*.110 (0.8*2.8)							.010 (0.25)
	F1-4.8VF/5	c UL us	.020*.187 (0.5*4.8)	.197 (5.0)	.256 (6.5)	.787 (20.0)				.014 (0.35)
	F1-4.8VF/8	c UL us	.032*.187 (0.8*4.8)							.014 (0.35)
	F1-6.4VF	c UL us	.032*.250 (0.8*6.4)	.260 (6.6)	.311 (7.9)	.866 (22.0)				.016 (0.4)
16~14 AWG 1.5~2.5 mm²	F2-2.8VF/5	c UL us	.020*.110 (0.5*2.8)	.126 (3.2)	.252 (6.4)	.748 (19.0)	.394 (10.0)	.177 (4.5)	.091 (2.3)	.010 (0.25)
	F2-2.8VF/8	c UL us	.032*.110 (0.8*2.8)							.010 (0.25)
	F2-4.8VF/5	c UL us	.020*.187 (0.5*4.8)	.197 (5.0)	.256 (6.5)	.787 (20.0)				.014 (0.35)
	F2-4.8VF/8	c UL us	.032*.187 (0.8*4.8)							.014 (0.35)
	F2-6.4VF	c UL us	.032*.250 (0.8*6.4)	.260 (6.6)	.311 (7.9)	.866 (22.0)				.016 (0.4)
12~10 AWG 4~ 6 mm²	F5-6.4VF	c UL us	.032*.250 (0.8*6.4)	.260 (6.6)	.311 (7.9)	.984 (25.0)	.512 (13.0)	.217 (5.5)	.134 (3.4)	.016 (0.4)
	F5-9.5VF		.047*.374 (1.2*9.5)	.390 (9.9)	.492 (12.5)	1.142 (29.0)				.020 (0.5)



DOUBLE CRIMP
FULLY INSULATED PVC FEMALE DISCONNECTS

1. MAXIMUM ELECTRICAL RATING : 300 VOLTS
2. MAXIMUM TEMPERATURE : 75˚C
3. TERMINAL MATERIAL : BRASS
4. PLATING : ELECTRO TIN PLATED
5. REINFORCEMENT SLEEVE : D TYPE SLEEVE
6. INSULATION MATERIAL : VINYL (PVC)

3 pcs design

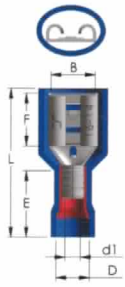

WIRE RANGE AWG / mm²	ITEM NO.	UL	DIMENSIONS inch (mm)							
			NEMA TAB	B	F	L	E	D	d1	t
22~16 AWG 0.5~1.5 mm²	F1-2.8VFD/5	c UL us	.020*.110 (0.5*2.8)	.126 (3.2)	.252 (6.4)	.748 (19.0)	.394 (10.0)	.161 (4.1)	.067 (1.7)	.010 (0.25)
	F1-2.8VFD/8	c UL us	.032*.110 (0.8*2.8)							.010 (0.25)
	F1-4.8VFD/5	c UL us	.020*.187 (0.5*4.8)	.197 (5.0)	.256 (6.5)	.787 (20.0)				.014 (0.35)
	F1-4.8VFD/8	c UL us	.032*.187 (0.8*4.8)							.014 (0.35)
	F1-6.4VFD	c UL us	.032*.250 (0.8*6.4)	.260 (6.6)	.311 (7.9)	.866 (22.0)				.016 (0.4)
16~14 AWG 1.5~2.5 mm²	F2-2.8VFD/5	c UL us	.020*.110 (0.5*2.8)	.126 (3.2)	.252 (6.4)	.748 (19.0)	.394 (10.0)	.189 (4.8)	.091 (2.3)	.010 (0.25)
	F2-2.8VFD/8	c UL us	.032*.110 (0.8*2.8)							.010 (0.25)
	F2-4.8VFD/5	c UL us	.020*.187 (0.5*4.8)	.197 (5.0)	.256 (6.5)	.787 (20.0)				.014 (0.35)
	F2-4.8VFD/8	c UL us	.032*.187 (0.8*4.8)							.014 (0.35)
	F2-6.4VFD	c UL us	.032*.250 (0.8*6.4)	.260 (6.6)	.311 (7.9)	.866 (22.0)				.016 (0.4)
12~10 AWG 4~6 mm²	F5-6.4VFD	c UL us	.032*.250 (0.8*6.4)	.260 (6.6)	.311 (7.9)	.984 (25.0)	.512 (13.0)	.256 (6.5)	.134 (3.4)	.016 (0.4)
	F5-9.5VFD		.047*.374 (1.2*9.5)	.390 (9.9)	.492 (12.5)	1.161 (29.5)				.020 (0.5)

DOUBLE CRIMP SQUARE TYPE FEMALE DISCONNECTS

1. MAXIMUM ELECTRICAL RATING : 300 VOLTS
2. MAXIMUM TEMPERATURE : 105˚C
3. TERMINAL MATERIAL : BRASS
4. PLATING : ELECTRO TIN PLATED
5. REINFORCEMENT SLEEVE : D TYPE SLEEVE
6. INSULATION MATERIAL : VINYL (PVC)

3 pcs design

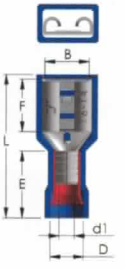

WIRE RANGE AWG / mm²	ITEM NO.	UL	DIMENSIONS inch (mm)							
			NEMA TAB	B	F	L	E	D	d1	t
22~16 AWG 0.5~1.5 mm²	F1-6.4VQD	c UL us	.032*.250 (0.8*6.4)	.260 (6.6)	.311 (7.9)	.846 (21.5)	.394 (10.0)	.161 (4.1)	.067 (1.7)	.016 (0.4)
16~14 AWG 1.5~2.5 mm²	F2-6.4VQD	c UL us						.189 (4.8)	.091 (2.3)	.016 (0.4)
12~10 AWG 4~6 mm²	F5-6.4VQD	c UL us				.965 (24.5)	.512 (13.0)	.228 (5.8)	.134 (3.4)	.016 (0.4)

DOUBLE CRIMP FULLY INSULATED PVC FEMALE DISCONNECTS

~~~ EASY ENTRY SLEEVE ~~~

1. MAXIMUM ELECTRICAL RATING : 300 VOLTS
2. MAXIMUM TEMPERATURE : 75˚C
3. TERMINAL MATERIAL : BRASS
4. PLATING : ELECTRO TIN PLATED
5. REINFORCEMENT SLEEVE : C TYPE SLEEVE
6. INSULATION MATERIAL : VINYL (PVC)

3 pcs design

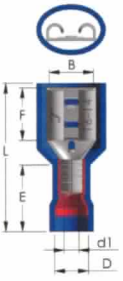

WIRE RANGE AWG / mm²	ITEM NO.	UL	DIMENSIONS inch (mm)							
			NEMA TAB	B	F	L	E	D	d1	t
22~16 AWG 0.5~1.5 mm²	F1-2.8VFC/5	c UL us	.020*.110 (0.5*2.8)	.126 (3.2)	.252 (6.4)	.748 (19.0)	.394 (10.0)	.169 (4.3)	.067 (1.7)	.010 (0.25)
	F1-2.8VFC/8	c UL us	.032*.110 (0.8*2.8)							.010 (0.25)
	F1-4.8VFC/5	c UL us	.020*.187 (0.5*4.8)	.197 (5.0)	.256 (6.5)	.787 (20.0)				.014 (0.35)
	F1-4.8VFC/8	c UL us	.032*.187 (0.8*4.8)							.014 (0.35)
	F1-6.4VFC	c UL us	.032*.250 (0.8*6.4)	.260 (6.6)	.311 (7.9)	.866 (22.0)				.016 (0.4)
16~14 AWG 1.5~2.5 mm²	F2-2.8VFC/5	c UL us	.020*.110 (0.5*2.8)	.126 (3.2)	.252 (6.4)	.748 (19.0)	.394 (10.0)	.197 (5.0)	.091 (2.3)	.010 (0.25)
	F2-2.8VFC/8	c UL us	.032*.110 (0.8*2.8)							.010 (0.25)
	F2-4.8VFC/5	c UL us	.020*.187 (0.5*4.8)	.197 (5.0)	.256 (6.5)	.787 (20.0)				.014 (0.35)
	F2-4.8VFC/8	c UL us	.032*.187 (0.8*4.8)							.014 (0.35)
	F2-6.4VFC	c UL us	.032*.250 (0.8*6.4)	.260 (6.6)	.311 (7.9)	.866 (22.0)				.016 (0.4)
12~10 AWG 4~6 mm²	F5-6.4VFC	c UL us	.032*.250 (0.8*6.4)	.260 (6.6)	.311 (7.9)	.984 (25.0)	.512 (13.0)	.256 (6.5)	.134 (3.4)	.016 (0.4)
	F5-9.5VFC		.047*.374 (1.2*9.5)	.390 (9.9)	.492 (12.5)	1.161 (29.5)				.020 (0.5)

DOUBLE CRIMP SQUARE TYPE FEMALE DISCONNECTS

~~~ EASY ENTRY SLEEVE ~~~

1. MAXIMUM ELECTRICAL RATING : 300 VOLTS
2. MAXIMUM TEMPERATURE : 105˚C
3. TERMINAL MATERIAL : BRASS
4. PLATING : ELECTRO TIN PLATED
5. REINFORCEMENT SLEEVE : C TYPE SLEEVE
6. INSULATION MATERIAL : VINYL (PVC)

3 pcs design

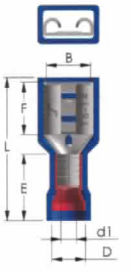

WIRE RANGE AWG / mm²	ITEM NO.	UL	DIMENSIONS inch (mm)							
			NEMA TAB	B	F	L	E	D	d1	t
22~16 AWG 0.5~1.5 mm²	F1-6.4VQC	c UL us	.032*.250 (0.8*6.4)	.260 (6.6)	.311 (7.9)	.846 (21.5)	.394 (10.0)	.169 (4.3)	.067 (1.7)	.016 (0.4)
16~14 AWG 1.5~2.5 mm²	F2-6.4VQC	c UL us						.197 (5.0)	.091 (2.3)	.016 (0.4)
12~10 AWG 4~6 mm²	F5-6.4VQC	c UL us				.965 (24.5)	.512 (13.0)	.228 (5.8)	.134 (3.4)	.016 (0.4)

NYLON INSULATED FEMALE DISCONNECTS

1. MAXIMUM ELECTRICAL RATING : 300 VOLTS
2. MAXIMUM TEMPERATURE : 105˚C
3. TERMINAL MATERIAL : BRASS
4. PLATING : ELECTRO TIN PLATED
5. INSULATION MATERIAL : EASY ENTRY NYLON

2 pcs design



WIRE RANGE AWG / mm²	ITEM NO.	UL	DIMENSIONS inch (mm)							
			NEMA TAB	B	F	L	E	D	d1	t
22~16 AWG 0.5~1.5 mm²	F1-2.8A/5	c UL us	.020*.110 (0.5*2.8)	.126 (3.2)	.252 (6.4)	.768 (19.5)	.433 (11.0)	.161 (4.1)	.067 (1.7)	.010 (0.25)
	F1-2.8A/8	c UL us	.032*.110 (0.8*2.8)							.010 (0.25)
	F1-4.8A/5	c UL us	.020*.187 (0.5*4.8)	.197 (5.0)	.256 (6.5)	.787 (20.0)				.014 (0.35)
	F1-4.8A/8	c UL us	.032*.187 (0.8*4.8)							.014 (0.35)
	F1-6.4A	c UL us	.032*.250 (0.8*6.4)	.260 (6.6)	.311 (7.9)	.866 (22.0)				.016 (0.4)
	F1-8A		.032*.312 (0.8*8.0)	.331 (8.4)	.394 (10.0)	.984 (25.0)				.016 (0.4)
16~14 AWG 1.5~2.5 mm²	F2-2.8A/5	c UL us	.020*.110 (0.5*2.8)	.126 (3.2)	.252 (6.4)	.768 (19.5)	.433 (11.0)	.189 (4.8)	.091 (2.3)	.010 (0.25)
	F2-2.8A/8	c UL us	.032*.110 (0.8*2.8)							.010 (0.25)
	F2-4.8A/5	c UL us	.020*.187 (0.5*4.8)	.197 (5.0)	.256 (6.5)	.787 (20.0)				.014 (0.35)
	F2-4.8A/8	c UL us	.032*.187 (0.8*4.8)							.014 (0.35)
	F2-6.4A	c UL us	.032*.250 (0.8*6.4)	.260 (6.6)	.311 (7.9)	.866 (22.0)				.016 (0.4)
	F2-8A		.032*.312 (0.8*8.0)	.331 (8.4)	.394 (10.0)	.984 (25.0)				.016 (0.4)
12~10 AWG 4~6 mm²	F5-6.4A	c UL us	.032*.250 (0.8*6.4)	.260 (6.6)	.311 (7.9)	.945 (24.0)	.512 (13.0)	.256 (6.5)	.134 (3.4)	.016 (0.4)
	F5-9.5A		.047*.375 (1.2*9.5)	.390 (9.9)	.492 (12.5)	1.142 (29.0)				.020 (0.5)

DOUBLE CRIMP
NYLON INSULATED FEMALE DISCONNECTS
~~~ EASY ENTRY SLEEVE ~~~

1. MAXIMUM ELECTRICAL RATING : 300 VOLTS
2. MAXIMUM TEMPERATURE : 105˚C
3. TERMINAL MATERIAL : BRASS
4. PLATING : ELECTRO TIN PLATED
5. REINFORCEMENT SLEEVE : C TYPE SLEEVE
6. INSULATION MATERIAL : EASY ENTRY NYLON

3 pcs design

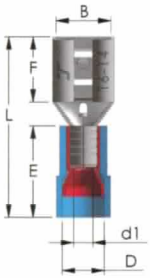

WIRE RANGE AWG / mm²	ITEM NO.	UL	DIMENSIONS inch (mm)							
			NEMA TAB	B	F	L	E	D	d1	t
22~16 AWG 0.5~1.5 mm²	F1-2.8AC/5	c UL us	.020*.110 (0.5*2.8)	.126 (3.2)	.252 (6.4)	.768 (19.5)	.433 (11.0)	.161 (4.1)	.067 (1.7)	.010 (0.25)
	F1-2.8AC/8	c UL us	.032*.110 (0.8*2.8)							.010 (0.25)
	F1-4.8AC/5	c UL us	.020*.187 (0.5*4.8)	.197 (5.0)	.256 (6.5)	.787 (20.0)				.014 (0.35)
	F1-4.8AC/8	c UL us	.032*.187 (0.8*4.8)							.014 (0.35)
	F1-6.4AC	c UL us	.032*.250 (0.8*6.4)	.260 (6.6)	.311 (7.9)	.866 (22.0)				.016 (0.4)
	F1-8AC		.032*.312 (0.8*8.0)	.331 (8.4)	.394 (10.0)	.984 (25.0)				.016 (0.4)
16~14 AWG 1.5~2.5 mm²	F2-2.8AC/5	c UL us	.020*.110 (0.5*2.8)	.126 (3.2)	.252 (6.4)	.768 (19.5)	.433 (11.0)	.189 (4.8)	.091 (2.3)	.010 (0.25)
	F2-2.8AC/8	c UL us	.032*.110 (0.8*2.8)							.010 (0.25)
	F2-4.8AC/5	c UL us	.020*.187 (0.5*4.8)	.197 (5.0)	.256 (6.5)	.787 (20.0)				.014 (0.35)
	F2-4.8AC/8	c UL us	.032*.187 (0.8*4.8)							.014 (0.35)
	F2-6.4AC	c UL us	.032*.250 (0.8*6.4)	.260 (6.6)	.311 (7.9)	.866 (22.0)				.016 (0.4)
	F2-8AC		.032*.312 (0.8*8.0)	.331 (8.4)	.394 (10.0)	.984 (25.0)				.016 (0.4)
12~10 AWG 4~6 mm²	F5-6.4AC	c UL us	.032*.250 (0.8*6.4)	.260 (6.6)	.311 (7.9)	.945 (24.0)	.512 (13.0)	.256 (6.5)	.134 (3.4)	.016 (0.4)
	F5-9.5AC		.047*.375 (1.2*9.5)	.390 (9.9)	.492 (12.5)	1.142 (29.0)				.020 (0.5)

SQUARE TYPE NYLON INSULATED FEMALE DISCONNECTS

1. MAXIMUM ELECTRICAL RATING : 300 VOLTS
2. MAXIMUM TEMPERATURE : 105˚C
3. TERMINAL MATERIAL : BRASS
4. PLATING : ELECTRO TIN PLATED
5. INSULATION MATERIAL : EASY ENTRY NYLON

2 pcs design

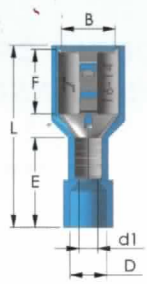

WIRE RANGE AWG / mm²	ITEM NO.	UL	DIMENSIONS inch (mm)							
			NEMA TAB	B	F	L	E	D	d1	t
22~16 AWG 0.5~1.5 mm²	F1-2.8AQ/5	c UL us	.020*.110 (0.5*2.8)	.126 (3.2)	.252 (6.4)	.748 (19.0)	.413 (10.5)	.165 (4.2)	.067 (1.7)	.010 (0.25)
22~16 AWG 0.5~1.5 mm²	F1-2.8AQ/8	c UL us	.032*.110 (0.8*2.8)							.010 (0.25)
22~16 AWG 0.5~1.5 mm²	F1-6.4AQ	c UL us	.032*.250 (0.8*6.4)	.260 (6.6)	.311 (7.9)	.866 (22.0)	.433 (11.0)	.165 (4.2)	.067 (1.7)	.016 (0.4)
16~14 AWG 1.5~2.5 mm²	F2-6.4AQ	c UL us						.193 (4.9)	.091 (2.3)	.016 (0.4)

DOUBLE CRIMP SQUARE TYPE NYLON FULLY INSULATED FEMALE DISCONNECTS

~~~ EASY ENTRY SLEEVE ~~~

1. MAXIMUM ELECTRICAL RATING : 300 VOLTS
2. MAXIMUM TEMPERATURE : 105˚C
3. TERMINAL MATERIAL : BRASS
4. PLATING : ELECTRO TIN PLATED
5. REINFORCEMENT SLEEVE : C TYPE SLEEVE
6. INSULATION MATERIAL : EASY ENTRY NYLON

3 pcs design

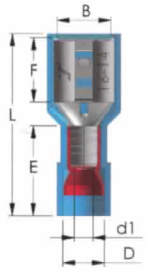

WIRE RANGE AWG / mm²	ITEM NO.	UL	DIMENSIONS inch (mm)							
			NEMA TAB	B	F	L	E	D	d1	t
22~16 AWG 0.5~1.5 mm²	F1-2.8AQC/5	c UL us	.020*.110 (0.5*2.8)	.126 (3.2)	.252 (6.4)	.748 (19.0)	.413 (10.5)	.165 (4.2)	.067 (1.7)	.010 (0.25)
22~16 AWG 0.5~1.5 mm²	F1-2.8AQC/8	c UL us	.032*.110 (0.8*2.8)							.010 (0.25)
22~16 AWG 0.5~1.5 mm²	F1-6.4AQC	c UL us	.032*.250 (0.8*6.4)	.260 (6.6)	.311 (7.9)	.866 (22.0)	.433 (11.0)	.165 (4.2)	.067 (1.7)	.016 (0.4)
16~14 AWG 1.5~2.5 mm²	F2-6.4AQC	c UL us						.193 (4.9)	.091 (2.3)	.016 (0.4)

SINGLE HUMP NYLON FEMALE DISCONNETS

1. MAXIMUM ELECTRICAL RATING : 300 VOLTS
2. MAXIMUM TEMPERATURE : 105˚C
3. TERMINAL MATERIAL : BRASS
4. PLATING : ELECTRO TIN PLATED
5. INSULATION MATERIAL : EASY ENTRY NYLON

2 pcs design

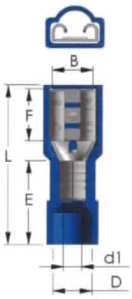

WIRE RANGE AWG / mm²	ITEM NO.	UL	DIMENSIONS inch (mm)							
			NEMA TAB	B	F	L	E	D	d1	t
22~16 AWG 0.5~1.5 mm²	FF1-4.8AF/5	c UL us	.020*.187 (0.5*4.8)	.197 (5.0)	.256 (6.5)	.787 (20.0)	.413 (10.5)	.165 (4.2)	.067 (1.7)	.014 (0.35)
	FF1-4.8AF/8	c UL us	.032*.187 (0.8*4.8)							.014 (0.35)
16~14 AWG 1.5~2.5 mm²	FF2-4.8AF/5	c UL us	.020*.187 (0.5*4.8)	.197 (5.0)	.256 (6.5)	.787 (20.0)	.413 (10.5)	.193 (4.9)	.091 (2.3)	.014 (0.35)
	FF2-4.8AF/8	c UL us	.032*.187 (0.8*4.8)							.014 (0.35)
~~~

DOUBLE CRIMP SINGLE HUMP NYLON FEMALE DISCONNECTS

~~~ EASY ENTRY SLEEVE ~~~

1. MAXIMUM ELECTRICAL RATING : 300 VOLTS
2. MAXIMUM TEMPERATURE : 105˚C
3. TERMINAL MATERIAL : BRASS
4. PLATING : ELECTRO TIN PLATED
5. REINFORCEMENT SLEEVE : C TYPE SLEEVE
6. INSULATION MATERIAL : EASY ENTRY NYLON

3 pcs design

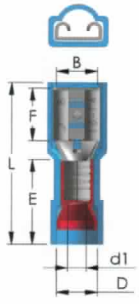

WIRE RANGE AWG / mm²	ITEM NO.	UL	DIMENSIONS inch (mm)							
			NEMA TAB	B	F	L	E	D	d1	t
22~16 AWG 0.5~1.5 mm²	FF1-4.8AFC/5	c UL us	.020*.187 (0.5*4.8)	.197 (5.0)	.256 (6.5)	.787 (20.0)	.413 (10.5)	.165 (4.2)	.067 (1.7)	.014 (0.35)
	FF1-4.8AFC/8	c UL us	.032*.187 (0.8*4.8)							.014 (0.35)
16~14 AWG 1.5~2.5 mm²	FF2-4.8AFC/5	c UL us	.020*.187 (0.5*4.8)	.197 (5.0)	.256 (6.5)	.787 (20.0)	.413 (10.5)	.193 (4.9)	.091 (2.3)	.014 (0.35)
	FF2-4.8AFC/8	c UL us	.032*.187 (0.8*4.8)							.014 (0.35)

NYLON INSULATED FLAG DISCONNECTS

1. MAXIMUM ELECTRICAL RATING : 300 VOLTS
2. MAXIMUM TEMPERATURE : 105˚C
3. TERMINAL MATERIAL : BRASS
4. PLATING : ELECTRO TIN PLATED
5. INSULATION MATERIAL : EASY ENTRY NYLON

2 pcs design

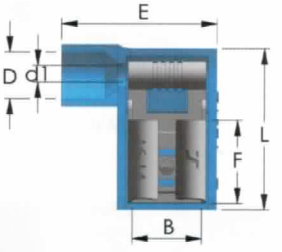

WIRE RANGE AWG / mm²	ITEM NO.	UL	DIMENSIONS inch (mm)							
			NEMA TAB	B	F	L	E	D	d1	t
22~18 AWG 0.5~1.5 mm²	FL1-6.4A	c UL us	.032*.250 (0.8*6.4)	.260 (6.6)	.311 (7.9)	.610 (15.5)	.591 (15.0)	.177 (4.5)	.067 (1.7)	.018 (0.45)
16~14 AWG 1.5~2.5 mm²	FL2-6.4A	c UL us	.032*.250 (0.8*6.4)	.260 (6.6)	.311 (7.9)	.610 (15.5)	.591 (15.0)	.177 (4.5)	.091 (2.3)	.018 (0.45)

FULLY INSULATED NYLON FEMALE & MALE DISCONNECTS

1. MAXIMUM ELECTRICAL RATING : 300 VOLTS
2. MAXIMUM TEMPERATURE : 105˚C
3. TERMINAL MATERIAL : BRASS
4. PLATING : ELECTRO TIN PLATED
5. INSULATION MATERIAL : EASY ENTRY NYLON

FEMALE

2 pcs design

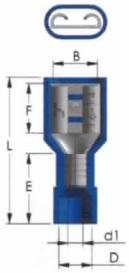

MALE

2 pcs design

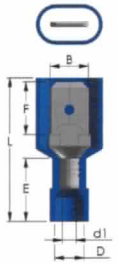

WIRE RANGE AWG / mm²	ITEM NO.	UL	DIMENSIONS inch (mm)							
			NEMA TAB	B	F	L	E	D	d1	t
22~16 AWG 0.5~1.5 mm²	F1-6.4AF	c UL us	.032*.250 (0.8*6.4)	.260 (6.6)	.311 (7.9)	.866 (22.0)	.413 (10.5)	.165 (4.2)	.067 (1.7)	.016 (0.4)
16~14 AWG 1.5~2.5 mm²	F2-6.4AF	c UL us						.193 (4.9)	.091 (2.3)	.016 (0.4)
12~10 AWG 4~6 mm²	F5-6.4AF	c UL us				.965 (24.5)	.512 (13.0)	.256 (6.5)	.134 (3.4)	.016 (0.4)
22~16 AWG 0.5~1.5 mm²	M1-6.4AF	c UL us	.032*.250 (0.8*6.4)	.250 (6.35)	.311 (7.9)	.925 (23.5)	.413 (10.5)	.165 (4.2)	.067 (1.7)	.016 (0.4)
16~14 AWG 1.5~2.5 mm²	M2-6.4AF	c UL us						.193 (4.9)	.091 (2.3)	.016 (0.4)
12~10 AWG 4~6 mm²	M5-6.4AF	c UL us				1.063 (27.0)	.512 (13.0)	.256 (6.5)	.134 (3.4)	.016 (0.4)

DOUBLE CRIMP FULLY INSULATED NYLON FEMALE & MALE DISCONNECTS

REINFORCEMENT SLEEVE : C TYPE SLEEVE ***~~~ EASY ENTRY SLEEVE ~~~***

FEMALE

3 pcs design

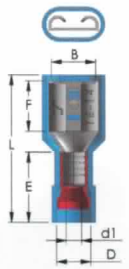

MALE

3 pcs design

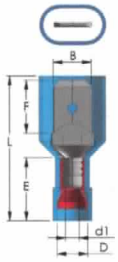

WIRE RANGE AWG / mm²	ITEM NO.	UL	DIMENSIONS inch (mm)							
			NEMA TAB	B	F	L	E	D	d1	t
22~16 AWG 0.5~1.5 mm²	F1-6.4AFC	c UL us	.032*.250 (0.8*6.4)	.260 (6.6)	.311 (7.9)	.866 (22.0)	.413 (10.5)	.165 (4.2)	.067 (1.7)	.016 (0.4)
16~14 AWG 1.5~2.5 mm²	F2-6.4AFC	c UL us						.193 (4.9)	.091 (2.3)	.016 (0.4)
12~10 AWG 4~6 mm²	F5-6.4AFC	c UL us				.965 (24.5)	.512 (13.0)	.256 (6.5)	.134 (3.4)	.016 (0.4)
22~16 AWG 0.5~1.5 mm²	M1-6.4AFC	c UL us	.032*.250 (0.8*6.4)	.250 (6.35)	.311 (7.9)	.925 (23.5)	.413 (10.5)	.165 (4.2)	.067 (1.7)	.016 (0.4)
16~14 AWG 1.5~2.5 mm²	M2-6.4AFC	c UL us						.193 (4.9)	.091 (2.3)	.016 (0.4)
12~10 AWG 4~6 mm²	M5-6.4AFC	c UL us				1.063 (27.0)	.512 (13.0)	.256 (6.5)	.134 (3.4)	.016 (0.4)

DOUBLE HUMP NYLON INSULATED FEMALE & MALE DISCONNECTS

1. MAXIMUM ELECTRICAL RATING : 300 VOLTS
2. MAXIMUM TEMPERATURE : 105˚C
3. TERMINAL MATERIAL : BRASS
4. PLATING : ELECTRO TIN PLATED
5. INSULATION MATERIAL : EASY ENTRY NYLON

FEMALE

2 pcs design

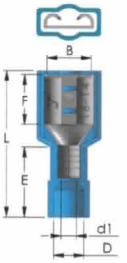

MALE

2 pcs design



WIRE RANGE AWG / mm²	ITEM NO.	UL	DIMENSIONS inch (mm)							
			NEMA TAB	B	F	L	E	D	d1	t
22~16 AWG 0.5~1.5 mm²	FF1-6.4AF	c UL us	.032*.250 (0.8*6.4)	.260 (6.6)	.311 (7.9)	.866 (22.0)	.413 (10.5)	.157 (4.0)	.067 (1.7)	.016 (0.4)
16~14 AWG 1.5~2.5 mm²	FF2-6.4AF	c UL us						.177 (4.5)	.091 (2.3)	.016 (0.4)
12~10 AWG 4~6 mm²	FF5-6.4AF	c UL us				.945 (24.0)	.492 (12.5)	.256 (6.5)	.134 (3.4)	.016 (0.4)
22~16 AWG 0.5~1.5 mm²	MF1-6.4AF	c UL us	.032*.250 (0.8*6.4)	.250 (6.35)	.311 (7.9)	.945 (24.0)	.413 (10.5)	.157 (4.0)	.067 (1.7)	.031 (0.8)
16~14 AWG 1.5~2.5 mm²	MF2-6.4AF	c UL us						.177 (4.5)	.091 (2.3)	.031 (0.8)
12~10 AWG 4~6 mm²	MF5-6.4AF	c UL us				1.043 (26.5)	.492 (12.5)	.256 (6.5)	.134 (3.4)	.031 (0.8)

DOUBLE HUMP & DOUBLE CRIMP NYLON INSULATED FEMALE & MALE DISCONNECTS ~~~ EASY ENTRY SLEEVE ~~~

REINFORCEMENT SLEEVE : C TYPE SLEEVE

FEMALE

3 pcs design

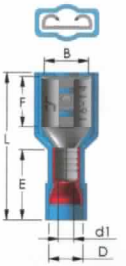

MALE

3 pcs design

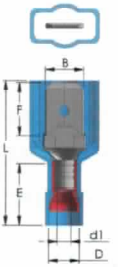

WIRE RANGE AWG / mm²	ITEM NO.	UL	DIMENSIONS inch (mm)							
			NEMA TAB	B	F	L	E	D	d1	t
22~16 AWG 0.5~1.5 mm²	FF1-6.4AFC	c UL us	.032*.250 (0.8*6.4)	.260 (6.6)	.311 (7.9)	.866 (22.0)	.413 (10.5)	.165 (4.2)	.067 (1.7)	.016 (0.4)
16~14 AWG 1.5~2.5 mm²	FF2-6.4AFC	c UL us						.193 (4.9)	.091 (2.3)	.016 (0.4)
12~10 AWG 4~6 mm²	FF5-6.4AFC	c UL us				.945 (24.0)	.492 (12.5)	.256 (6.5)	.134 (3.4)	.016 (0.4)
22~16 AWG 0.5~1.5 mm²	MF1-6.4AFC	c UL us	.032*.250 (0.8*6.4)	.250 (6.35)	.311 (7.9)	.945 (24.0)	.413 (10.5)	.165 (4.2)	.067 (1.7)	.016 (0.4)
16~14 AWG 1.5~2.5 mm²	MF2-6.4AFC	c UL us						.193 (4.9)	.091 (2.3)	.016 (0.4)
12~10 AWG 4~6 mm²	MF5-6.4AFC	c UL us				1.043 (26.5)	.492 (12.5)	.256 (6.5)	.134 (3.4)	.016 (0.4)

PVC INSULATED PIGGY BACK DISCONNECTS

1. MAXIMUM ELECTRICAL RATING : 300 VOLTS
2. MAXIMUM TEMPERATURE : 105˚C
3. TERMINAL MATERIAL : BRASS
4. PLATING : ELECTRO TIN PLATED
5. INSULATION MATERIAL : VINYL (PVC)

2 pcs design

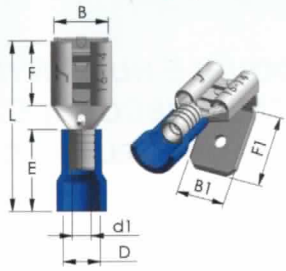

WIRE RANGE AWG / mm²	ITEM NO.	UL	NEMA TAB	DIMENSIONS inch (mm)								
				B	B1	F	F1	L	E	D	d1	t
22~16 AWG 0.5~1.5 mm²	PB1-6.4V	c UL us	.032*.250 (0.8*6.4)	.260 (6.6)	.250 (6.35)	.315 (8.0)	.323 (8.2)	.827 (21.0)	.394 (10.0)	.157 (4.0)	.067 (1.7)	.016 (0.4)
16~14 AWG 1.5~2.5 mm²	PB2-6.4V	c UL us								.177 (4.5)	.091 (2.3)	.016 (0.4)
12~10 AWG 4~6 mm²	PB5-6.4V	c UL us						.925 (23.5)	.492 (12.5)	.217 (5.5)	.134 (3.4)	.016 (0.4)

DOUBLE CRIMP PVC INSULATED PIGGY BACK DISCONNECTS

1. MAXIMUM ELECTRICAL RATING : 300 VOLTS
2. MAXIMUM TEMPERATURE : 105˚C
3. TERMINAL MATERIAL : BRASS
4. PLATING : ELECTRO TIN PLATED
5. REINFORCEMENT SLEEVE : D TYPE SLEEVE
6. INSULATION MATERIAL : VINYL (PVC)

3 pcs design

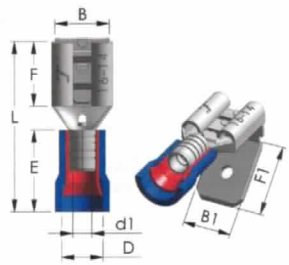

WIRE RANGE AWG / mm²	ITEM NO.	UL	NEMA TAB	DIMENSIONS inch (mm)								
				B	B1	F	F1	L	E	D	d1	t
22~16 AWG 0.5~1.5 mm²	PB1-6.4VD	c UL us	.032*.250 (0.8*6.4)	.260 (6.6)	.250 (6.35)	.315 (8.0)	.323 (8.2)	.827 (21.0)	.394 (10.0)	.161 (4.1)	.067 (1.7)	.016 (0.4)
16~14 AWG 1.5~2.5 mm²	PB2-6.4VD	c UL us								.189 (4.8)	.091 (2.3)	.016 (0.4)
12~10 AWG 4~6 mm²	PB5-6.4VD	c UL us						.925 (23.5)	.492 (12.5)	.256 (6.5)	.134 (3.4)	.016 (0.4)

DOUBLE CRIMP PVC INSULATED PIGGY BACK DISCONNECTS

1. MAXIMUM ELECTRICAL RATING : 300 VOLTS
2. MAXIMUM TEMPERATURE : 105˚C
3. TERMINAL MATERIAL : BRASS
4. PLATING : ELECTRO TIN PLATED
5. REINFORCEMENT SLEEVE : C TYPE SLEEVE
6. INSULATION MATERIAL : VINYL (PVC)

~~~ EASY ENTRY SLEEVE ~~~

3 pcs design

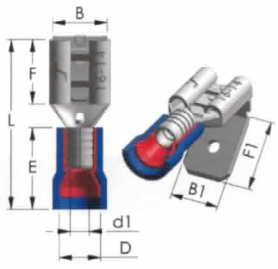

WIRE RANGE AWG / mm²	ITEM NO.	UL	NEMA TAB	DIMENSIONS inch (mm)								
				B	B1	F	F1	L	E	D	d1	t
22~16 AWG 0.5~1.5 mm²	PB1-6.4VC	c UL us	.032*.250 (0.8*6.4)	.260 (6.6)	.250 (6.35)	.315 (8.0)	.323 (8.2)	.827 (21.0)	.394 (10.0)	.169 (4.3)	.067 (1.7)	.016 (0.4)
16~14 AWG 1.5~2.5 mm²	PB2-6.4VC	c UL us								.197 (5.0)	.091 (2.3)	.016 (0.4)
12~10 AWG 4~6 mm²	PB5-6.4VC	c UL us						.925 (23.5)	.492 (12.5)	.256 (6.5)	.134 (3.4)	.016 (0.4)

FULLY INSULATED PVC PIGGY BACK DISCONNECTS

1. MAXIMUM ELECTRICAL RATING : 300 VOLTS
2. MAXIMUM TEMPERATURE : 105˚C
3. TERMINAL MATERIAL : BRASS
4. PLATING : ELECTRO TIN PLATED
5. INSULATION MATERIAL : VINYL (PVC)

2 pcs design

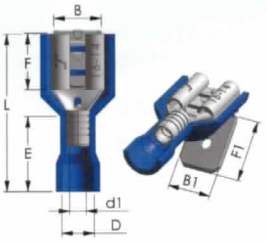

WIRE RANGE AWG / mm²	ITEM NO.	UL	DIMENSIONS inch (mm)									
			NEMA TAB	B	B1	F	F1	L	E	D	d1	t
22~16 AWG 0.5~1.5 mm²	PB1-6.4VF	c UL us	.032*.250 (0.8*6.4)	.260 (6.6)	.250 (6.35)	.315 (8.0)	.323 (8.2)	.866 (22.0)	.394 (10.0)	.157 (4.0)	.067 (1.7)	.016 (0.4)
16~14 AWG 1.5~2.5 mm²	PB2-6.4VF	c UL us								.177 (4.5)	.091 (2.3)	.016 (0.4)
12~10 AWG 4 ~ 6 mm²	PB5-6.4VF	c UL us						.984 (25.0)	.512 (13.0)	.217 (5.5)	.134 (3.4)	.016 (0.4)

DOUBLE CRIMP FULLY INSULATED PVC PIGGY BACK DISCONNECTS

1. MAXIMUM ELECTRICAL RATING : 300 VOLTS
2. MAXIMUM TEMPERATURE : 105˚C
3. TERMINAL MATERIAL : BRASS
4. PLATING : ELECTRO TIN PLATED
5. REINFORCEMENT SLEEVE : D TYPE SLEEVE
6. INSULATION MATERIAL : VINYL (PVC)

3 pcs design

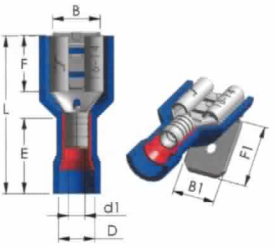

WIRE RANGE AWG / mm²	ITEM NO.	UL	DIMENSIONS inch (mm)									
			NEMA TAB	B	B1	F	F1	L	E	D	d1	t
22~16 AWG 0.5~1.5 mm²	PB1-6.4VFD	c UL us	.032*.250 (0.8*6.4)	.260 (6.6)	.250 (6.35)	.315 (8.0)	.323 (8.2)	.866 (22.0)	.394 (10.0)	.161 (4.1)	.067 (1.7)	.016 (0.4)
16~14 AWG 1.5~2.5 mm²	PB2-6.4VFD	c UL us								.189 (4.8)	.091 (2.3)	.016 (0.4)
12~10 AWG 4 ~ 6 mm²	PB5-6.4VFD	c UL us						.984 (25.0)	.512 (13.0)	.256 (6.5)	.134 (3.4)	.016 (0.4)

DOUBLE CRIMP FULLY INSULATED PVC PIGGY BACK DISCONNECTS

~~~ EASY ENTRY SLEEVE ~~~

1. MAXIMUM ELECTRICAL RATING : 300 VOLTS
2. MAXIMUM TEMPERATURE : 105˚C
3. TERMINAL MATERIAL : BRASS
4. PLATING : ELECTRO TIN PLATED
5. REINFORCEMENT SLEEVE : C TYPE SLEEVE
6. INSULATION MATERIAL : VINYL (PVC)

3 pcs design

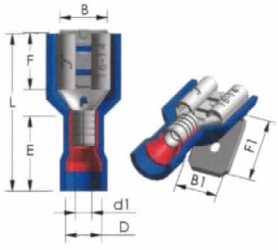

WIRE RANGE AWG / mm²	ITEM NO.	UL	DIMENSIONS inch (mm)									
			NEMA TAB	B	B1	F	F1	L	E	D	d1	t
22~16 AWG 0.5~1.5 mm²	PB1-6.4VFC	c UL us	.032*.250 (0.8*6.4)	.260 (6.6)	.250 (6.35)	.315 (8.0)	.323 (8.2)	.866 (22.0)	.394 (10.0)	.169 (4.3)	.067 (1.7)	.016 (0.4)
16~14 AWG 1.5~2.5 mm²	PB2-6.4VFC	c UL us								.197 (5.0)	.091 (2.3)	.016 (0.4)
12~10 AWG 4 ~ 6 mm²	PB5-6.4VFC	c UL us						.984 (25.0)	.512 (13.0)	.256 (6.5)	.134 (3.4)	.016 (0.4)

NYLON INSULATED PIGGY BACK DISCONNECTS

1. MAXIMUM ELECTRICAL RATING : 300 VOLTS
2. MAXIMUM TEMPERATURE : 105˚C
3. TERMINAL MATERIAL : BRASS
4. PLATING : ELECTRO TIN PLATED
5. INSULATION MATERIAL : EASY ENTRY NYLON

2 pcs design

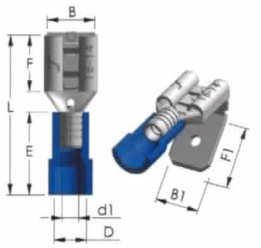

WIRE RANGE AWG / mm²	ITEM NO.	UL	DIMENSIONS inch (mm)									
			NEMA TAB	B	B1	F	F1	L	E	D	d1	t
22~16 AWG 0.5~1.5 mm²	PB1-6.4A	c UL us	.032*.250 (0.8*6.4)	.260 (6.6)	.250 (6.35)	.315 (8.0)	.323 (8.2)	.866 (22.0)	.433 (11.0)	.161 (4.1)	.067 (1.7)	.016 (0.4)
16~14 AWG 1.5~2.5 mm²	PB2-6.4A	c UL us								.189 (4.8)	.091 (2.3)	.016 (0.4)
12~10 AWG 4~6 mm²	PB5-6.4A	c UL us						.945 (24.0)	.512 (13.0)	.256 (6.5)	.134 (3.4)	.016 (0.4)

DOUBLE CRIMP NYLON INSULATED PIGGY BACK DISCONNECTS

1. MAXIMUM ELECTRICAL RATING : 300 VOLTS
2. MAXIMUM TEMPERATURE : 105˚C
3. TERMINAL MATERIAL : BRASS
4. PLATING : ELECTRO TIN PLATED
5. REINFORCEMENT SLEEVE : C TYPE SLEEVE
6. INSULATION MATERIAL : EASY ENTRY NYLON

~~~ EASY ENTRY SLEEVE ~~~

2 pcs design

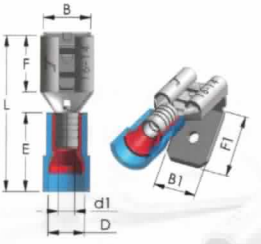

WIRE RANGE AWG / mm²	ITEM NO.	UL	DIMENSIONS inch (mm)									
			NEMA TAB	B	B1	F	F1	L	E	D	d1	t
22~16 AWG 0.5~1.5 mm²	PB1-6.4AC	c UL us	.032*.250 (0.8*6.4)	.260 (6.6)	.250 (6.35)	.315 (8.0)	.323 (8.2)	.866 (22.0)	.433 (11.0)	.161 (4.1)	.067 (1.7)	.016 (0.4)
16~14 AWG 1.5~2.5 mm²	PB2-6.4AC	c UL us								.189 (4.8)	.091 (2.3)	.016 (0.4)
12~10 AWG 4~6 mm²	PB5-6.4AC	c UL us						.945 (24.0)	.512 (13.0)	.256 (6.5)	.134 (3.4)	.016 (0.4)
~~~

PVC INSULATED MALE DISCONNECTS

1. MAXIMUM ELECTRICAL RATING : 300 VOLTS
2. MAXIMUM TEMPERATURE : 105°C
3. TERMINAL MATERIAL : BRASS
4. PLATING : ELECTRO TIN PLATED
5. INSULATION MATERIAL : VINYL (PVC)

2 pcs design

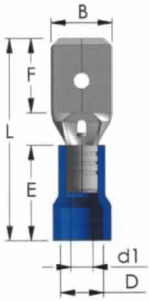

WIRE RANGE AWG / mm²	ITEM NO.	UL	DIMENSIONS inch (mm)							
			NEMA TAB	B	F	L	E	D	d1	t
22~16 AWG 0.5~1.5 mm²	M1-2.8V/5	c UL us	.020*.110 (0.5*2.8)	.110 (2.8)	.276 (7.0)	.756 (19.2)	.394 (10.0)	.157 (4.0)	.067 (1.7)	.020 (0.5)
	M1-2.8V/8	c UL us	.032*.110 (0.8*2.8)		.307 (7.8)	.807 (20.5)				.016 (0.4)
	M1-4.8V/5	c UL us	.020*.187 (0.5*4.8)	.189 (4.8)	.276 (7.0)	.756 (19.2)				.020 (0.5)
	M1-4.8V/8	c UL us	.032*.187 (0.8*4.8)		.307 (7.8)	.807 (20.5)				.016 (0.4)
	M1-6.4V	c UL us	.032*.250 (0.8*6.4)	.250 (6.35)	.307 (7.8)	.835 (21.2)				.016 (0.4)
16~14 AWG 1.5~2.5 mm²	M2-2.8V/5	c UL us	.020*.110 (0.5*2.8)	.110 (2.8)	.276 (7.0)	.756 (19.2)	.394 (10.0)	.177 (4.5)	.091 (2.3)	.020 (0.5)
	M2-2.8V/8	c UL us	.032*.110 (0.8*2.8)		.307 (7.8)	.807 (20.5)				.016 (0.4)
	M2-4.8V/5	c UL us	.020*.187 (0.5*4.8)	.189 (4.8)	.276 (7.0)	.756 (19.2)				.020 (0.5)
	M2-4.8V/8	c UL us	.032*.187 (0.8*4.8)		.307 (7.8)	.807 (20.5)				.016 (0.4)
	M2-6.4V	c UL us	.032*.250 (0.8*6.4)	.250 (6.35)		.835 (21.2)				.016 (0.4)
12~10 AWG 4~6 mm²	M5-6.4V	c UL us	.032*.250 (0.8*6.4)	.250 (6.35)	.307 (7.8)	.913 (23.2)	.492 (12.5)	.217 (5.5)	.134 (3.4)	.016 (0.4)

DOUBLE CRIMP PVC INSULATED MALE DISCONNECTS

1. MAXIMUM ELECTRICAL RATING : 300 VOLTS
2. MAXIMUM TEMPERATURE : 75°C
3. TERMINAL MATERIAL : BRASS
4. PLATING : ELECTRO TIN PLATED
5. REINFORCEMENT SLEEVE : D TYPE SLEEVE
6. INSULATION MATERIAL : VINYL (PVC)

3 pcs design

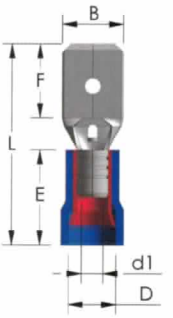

WIRE RANGE AWG / mm²	ITEM NO.	UL	DIMENSIONS inch (mm)							
			NEMA TAB	B	F	L	E	D	d1	t
22~16 AWG 0.5~1.5 mm²	M1-2.8VD/5	c UL us	.020*.110 (0.5*2.8)	.110 (2.8)	.276 (7.0)	.756 (19.2)	.394 (10.0)	.161 (4.1)	.067 (1.7)	.020 (0.5)
	M1-2.8VD/8	c UL us	.032*.110 (0.8*2.8)		.307 (7.8)	.807 (20.5)				.016 (0.4)
	M1-4.8VD/5	c UL us	.020*.187 (0.5*4.8)	.189 (4.8)	.276 (7.0)	.756 (19.2)				.020 (0.5)
	M1-4.8VD/8	c UL us	.032*.187 (0.8*4.8)		.307 (7.8)	.807 (20.5)				.016 (0.4)
	M1-6.4VD	c UL us	.032*.250 (0.8*6.4)	.250 (6.35)		.835 (21.2)				.016 (0.4)
16~14 AWG 1.5~2.5 mm²	M2-2.8VD/5	c UL us	.020*.110 (0.5*2.8)	.110 (2.8)	.276 (7.0)	.756 (19.2)	.394 (10.0)	.189 (4.8)	.091 (2.3)	.020 (0.5)
	M2-2.8VD/8	c UL us	.032*.110 (0.8*2.8)		.307 (7.8)	.807 (20.5)				.016 (0.4)
	M2-4.8VD/5	c UL us	.020*.187 (0.5*4.8)	.189 (4.8)	.276 (7.0)	.756 (19.2)				.020 (0.5)
	M2-4.8VD/8	c UL us	.032*.187 (0.8*4.8)		.307 (7.8)	.807 (20.5)				.016 (0.4)
	M2-6.4VD	c UL us	.032*.250 (0.8*6.4)	.250 (6.35)		.835 (21.2)				.016 (0.4)
12~10 AWG 4~6 mm²	M5-6.4VD	c UL us	.032*.250 (0.8*6.4)	.250 (6.35)	.307 (7.8)	.933 (23.7)	.492 (12.5)	.256 (6.5)	.134 (3.4)	.016 (0.4)

DOUBLE CRIMP
PVC INSULATED MALE DISCONNECTS
~~~ EASY ENTRY SLEEVE ~~~

1. MAXIMUM ELECTRICAL RATING : 300 VOLTS
2. MAXIMUM TEMPERATURE : 75°C
3. TERMINAL MATERIAL : BRASS
4. PLATING : ELECTRO TIN PLATED
5. REINFORCEMENT SLEEVE : C TYPE SLEEVE
6. INSULATION MATERIAL : VINYL (PVC)

3 pcs design

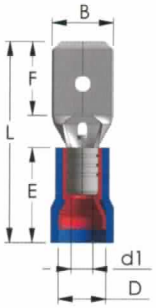

WIRE RANGE AWG / mm²	ITEM NO.	UL	DIMENSIONS inch (mm)							
			NEMA TAB	B	F	L	E	D	d1	t
22~16 AWG 0.5~1.5 mm²	M1-2.8VC/5	c UL us	.020*.110 (0.5*2.8)	.110 (2.8)	.276 (7.0)	.756 (19.2)	.394 (10.0)	.169 (4.3)	.067 (1.7)	.020 (0.5)
	M1-2.8VC/8	c UL us	.032*.110 (0.8*2.8)		.307 (7.8)	.807 (20.5)				.016 (0.4)
	M1-4.8VC/5	c UL us	.020*.187 (0.5*4.8)	.189 (4.8)	.276 (7.0)	.756 (19.2)				.020 (0.5)
	M1-4.8VC/8	c UL us	.032*.187 (0.8*4.8)		.307 (7.8)	.807 (20.5)				.016 (0.4)
	M1-6.4VC	c UL us	.032*.250 (0.8*6.4)	.250 (6.35)		.835 (21.2)				.016 (0.4)
16~14 AWG 1.5~2.5 mm²	M2-2.8VC/5	c UL us	.020*.110 (0.5*2.8)	.110 (2.8)	.276 (7.0)	.756 (19.2)	.394 (10.0)	.197 (5.0)	.091 (2.3)	.020 (0.5)
	M2-2.8VC/8	c UL us	.032*.110 (0.8*2.8)		.307 (7.8)	.807 (20.5)				.016 (0.4)
	M2-4.8VC/5	c UL us	.020*.187 (0.5*4.8)	.189 (4.8)	.276 (7.0)	.756 (19.2)				.020 (0.5)
	M2-4.8VC/8	c UL us	.032*.187 (0.8*4.8)		.307 (7.8)	.807 (20.5)				.016 (0.4)
	M2-6.4VC	c UL us	.032*.250 (0.8*6.4)	.250 (6.35)		.835 (21.2)				.016 (0.4)
12~10 AWG 4~6 mm²	M5-6.4VC	c UL us	.032*.250 (0.8*6.4)	.250 (6.35)	.307 (7.8)	.933 (23.7)	.492 (12.5)	.256 (6.5)	.134 (3.4)	.016 (0.4)

NYLON INSULATED MALE DISCONNECTS

1. MAXIMUM ELECTRICAL RATING : 300 VOLTS
2. MAXIMUM TEMPERATURE : 105˚C
3. TERMINAL MATERIAL : BRASS
4. PLATING : ELECTRO TIN PLATED
5. INSULATION MATERIAL : EASY ENTRY NYLON

2 pcs design

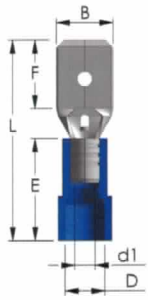

WIRE RANGE AWG / mm²	ITEM NO.	UL	DIMENSIONS inch (mm)							
			NEMA TAB	B	F	L	E	D	d1	t
22~16 AWG 0.5~1.5 mm²	M1-2.8A/5	c UL us	.020*.110 (0.5*2.8)	.110 (2.8)	.276 (7.0)	.795 (20.2)	.433 (11.0)	.161 (4.1)	.067 (1.7)	.020 (0.5)
	M1-2.8A/8	c UL us	.032*.110 (0.8*2.8)		.307 (7.8)	.846 (21.5)				.016 (0.4)
	M1-4.8A/5	c UL us	.020*.187 (0.5*4.8)	.189 (4.8)	.276 (7.0)	.795 (20.2)				.020 (0.5)
	M1-4.8A/8	c UL us	.032*.187 (0.8*4.8)		.307 (7.8)	.846 (21.5)				.016 (0.4)
	M1-6.4A	c UL us	.032*.250 (0.8*6.4)	.250 (6.35)		.874 (22.2)				.016 (0.4)
16~14 AWG 1.5~2.5 mm²	M2-2.8A/5	c UL us	.020*.110 (0.5*2.8)	.110 (2.8)	.276 (7.0)	.795 (20.2)	.433 (11.0)	.177 (4.5)	.091 (2.3)	.020 (0.5)
	M2-2.8A/8	c UL us	.032*.110 (0.8*2.8)		.307 (7.8)	.846 (21.5)				.016 (0.4)
	M2-4.8A/5	c UL us	.020*.187 (0.5*4.8)	.189 (4.8)	.276 (7.0)	.795 (20.2)				.020 (0.5)
	M2-4.8A/8	c UL us	.032*.187 (0.8*4.8)		.307 (7.8)	.846 (21.5)				.016 (0.4)
	M2-6.4A	c UL us	.032*.250 (0.8*6.4)	.250 (6.35)		.874 (22.2)				.016 (0.4)
12~10 AWG 4~6 mm²	M5-6.4A	c UL us	.032*.250 (0.8*6.4)	.250 (6.35)	.307 (7.8)	.953 (24.2)	.512 (13.0)	.256 (6.5)	.134 (3.4)	.016 (0.4)

DOUBLE CRIMP
NYLON INSULATED MALE DISCONNECTS
~~~ EASY ENTRY SLEEVE ~~~

1. MAXIMUM ELECTRICAL RATING : 300 VOLTS
2. MAXIMUM TEMPERATURE : 105°C
3. TERMINAL MATERIAL : BRASS
4. PLATING : ELECTRO TIN PLATED
5. REINFORCEMENT SLEEVE : C TYPE SLEEVE
6. INSULATION MATERIAL : EASY ENTRY NYLON

3 pcs design

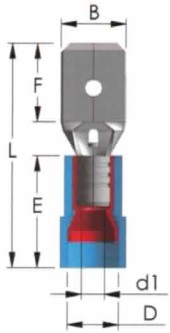

WIRE RANGE AWG / mm²	ITEM NO.	UL	DIMENSIONS inch (mm)							
			NEMA TAB	B	F	L	E	D	d1	t
22~16 AWG 0.5~1.5 mm²	M1-2.8AC/5	c UL us	.020*.110 (0.5*2.8)	.110 (2.8)	.276 (7.0)	.795 (20.2)	.433 (11.0)	.161 (4.1)	.067 (1.7)	.020 (0.5)
	M1-2.8AC/8	c UL us	.032*.110 (0.8*2.8)		.307 (7.8)	.846 (21.5)				.016 (0.4)
	M1-4.8AC/5	c UL us	.020*.187 (0.5*4.8)	.189 (4.8)	.276 (7.0)	.795 (20.2)				.020 (0.5)
	M1-4.8AC/8	c UL us	.032*.187 (0.8*4.8)		.307 (7.8)	.846 (21.5)				.016 (0.4)
	M1-6.4AC	c UL us	.032*.250 (0.8*6.4)	.250 (6.35)		.874 (22.2)				.016 (0.4)
16~14 AWG 1.5~2.5 mm²	M2-2.8AC/5	c UL us	.020*.110 (0.5*2.8)	.110 (2.8)	.276 (7.0)	.795 (20.2)	.433 (11.0)	.189 (4.8)	.091 (2.3)	.020 (0.5)
	M2-2.8AC/8	c UL us	.032*.110 (0.8*2.8)		.307 (7.8)	.846 (21.5)				.016 (0.4)
	M2-4.8AC/5	c UL us	.020*.187 (0.5*4.8)	.189 (4.8)	.276 (7.0)	.795 (20.2)				.020 (0.5)
	M2-4.8AC/8	c UL us	.032*.187 (0.8*4.8)		.307 (7.8)	.846 (21.5)				.016 (0.4)
	M2-6.4AC	c UL us	.032*.250 (0.8*6.4)	.250 (6.35)		.874 (22.2)				.016 (0.4)
12~10 AWG 4~6 mm²	M5-6.4AC	c UL us	.032*.250 (0.8*6.4)	.250 (6.35)	.307 (7.8)	.953 (24.2)	.512 (13.0)	.256 (6.5)	.134 (3.4)	.016 (0.4)

PVC FULLY INSULATED RECEPTACLE DISCONNECTS

1. MAXIMUM ELECTRICAL RATING : 300 VOLTS
2. MAXIMUM TEMPERATURE : 75°C
3. TERMINAL MATERIAL : BRASS
4. PLATING : ELECTRO TIN PLATED
5. INSULATION MATERIAL : VINYL (PVC)

2 pcs design

WIRE RANGE AWG / mm²	ITEM NO.	DIMENSIONS inch (mm)						
		B	F	L	E	D	d1	t
22~16 AWG 0.5~1.5 mm²	RE1-4VF	.157 (4.0)	.354 (9.0)	.866 (22.0)	.433 (11.0)	.157 (4.0)	.067 (1.7)	.016 (0.4)
	RE1-4.5VF	.177 (4.5)						
16~14 AWG 1.5~2.5 mm²	RE2-4VF	.157 (4.0)		.906 (23.0)		.177 (4.5)	.091 (2.3)	.016 (0.4)
	RE2-4.5VF	.177 (4.5)						
	RE2-5VF	.197 (5.0)		.925 (23.5)				
12~ 10 AWG 4~6 mm²	RE5-5VF			1.004 (25.5)	.492 (12.5)	.217 (5.5)	.134 (3.4)	.016 (0.4)

DOUBLE CRIMP PVC FULLY INSULATED RECEPTACLE DISCONNECTS

REINFORCEMENT SLEEVE : D TYPE SLEEVE

2 pcs design



WIRE RANGE AWG / mm²	ITEM NO.	UL	DIMENSIONS inch (mm)						
			B	F	L	E	D	d1	t
22~16 AWG 0.5~1.5 mm²	RE1-4VFD	c UL us	.157 (4.0)	.354 (9.0)	.886 (22.5)	.433 (11.0)	.161 (4.1)	.067 (1.7)	.016 (0.4)
	RE1-4.5VFD		.177 (4.5)						
16~14 AWG 1.5~2.5 mm²	RE2-4VFD	c UL us	.157 (4.0)				.189 (4.8)	.091 (2.3)	.016 (0.4)
	RE2-4.5VFD		.177 (4.5)						
	RE2-5VFD	c UL us	.197 (5.0)		.925 (23.5)				
12~ 10 AWG 4~6 mm²	RE5-5VFD	c UL us			.984 (25.0)	.512 (13.0)	.256 (6.5)	.134 (3.4)	.016 (0.4)

DOUBLE CRIMP PVC FULLY INSULATED RECEPTACLE DISCONNECTS ~~~ EASY ENTRY SLEEVE ~~~

REINFORCEMENT SLEEVE : C TYPE SLEEVE

3 pcs design

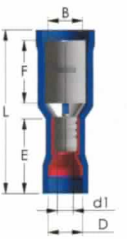

WIRE RANGE AWG / mm²	ITEM NO.	UL	DIMENSIONS inch (mm)						
			B	F	L	E	D	d1	t
22~16 AWG 0.5~1.5 mm²	RE1-4VFC	c UL us	.157 (4.0)	.354 (9.0)	.886 (22.5)	.433 (11.0)	.169 (4.3)	.067 (1.7)	.016 (0.4)
	RE1-4.5VFC		.177 (4.5)						
16~14 AWG 1.5~2.5 mm²	RE2-4VFC	c UL us	.157 (4.0)				.197 (5.0)	.091 (2.3)	.016 (0.4)
	RE2-4.5VFC		.177 (4.5)						
	RE2-5VFC	c UL us	.197 (5.0)		.925 (23.5)				
12~ 10 AWG 4~6 mm²	RE5-5VFC	c UL us			.984 (25.0)	.512 (13.0)	.256 (6.5)	.134 (3.4)	.016 (0.4)

PVC INSULATED BULLET DISCONNECTS

1. MAXIMUM ELECTRICAL RATING : 300 VOLTS
2. MAXIMUM TEMPERATURE : 75˚C
3. TERMINAL MATERIAL : BRASS
4. PLATING : ELECTRO TIN PLATED
5. INSULATION MATERIAL : VINYL (PVC)

2 pcs design

WIRE RANGE AWG / mm²	ITEM NO.	DIMENSIONS inch (mm)						
		B	F	L	E	D	d1	t
22~16 AWG 0.5~1.5 mm²	BD1-4V	.157 (4.0)	.335 (8.5)	.827 (21.0)	.394 (10.0)	.157 (4.0)	.067 (1.7)	.016 (0.4)
	BD1-4.5V	.177 (4.5)						
16~14 AWG 1.5~2.5 mm²	BD2-4V	.157 (4.0)				.177 (4.5)	.091 (2.3)	.016 (0.4)
	BD2-4.5V	.177 (4.5)						
	BD2-5V	.197 (5.0)						
12~ 10 AWG 4~6 mm²	BD5-5V			.906 (23.0)	.492 (12.5)	.217 (5.5)	.134 (3.4)	.016 (0.4)

DOUBLE CRIMP PVC INSULATED BULLET DISCONNECTS

REINFORCEMENT SLEEVE : D TYPE SLEEVE

3 pcs design

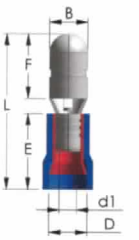

WIRE RANGE AWG / mm²	ITEM NO.	UL	DIMENSIONS inch (mm)						
			B	F	L	E	D	d1	t
22~16 AWG 0.5~1.5 mm²	BD1-4VD	c UL us	.157 (4.0)	.335 (8.5)	.827 (21.0)	.394 (10.0)	.161 (4.1)	.067 (1.7)	.016 (0.4)
	BD1-4.5VD		.177 (4.5)						
16~14 AWG 1.5~2.5 mm²	BD2-4VD	c UL us	.157 (4.0)				.189 (4.8)	.091 (2.3)	.016 (0.4)
	BD2-4.5VD		.177 (4.5)						
	BD2-5VD	c UL us	.197 (5.0)						
12~ 10 AWG 4~6 mm²	BD5-5VD	c UL us			.925 (23.5)	.512 (13.0)	.256 (6.5)	.134 (3.4)	.016 (0.4)

DOUBLE CRIMP PVC INSULATED BULLET DISCONNECTS ~~~ EASY ENTRY SLEEVE ~~~

REINFORCEMENT SLEEVE : C TYPE SLEEVE

3 pcs design

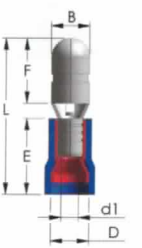

WIRE RANGE AWG / mm²	ITEM NO.	UL	DIMENSIONS inch (mm)						
			B	F	L	E	D	d1	t
22~16 AWG 0.5~1.5 mm²	BD1-4VC	c UL us	.157 (4.0)	.335 (8.5)	.827 (21.0)	.394 (10.0)	.169 (4.3)	.067 (1.7)	.016 (0.4)
	BD1-4.5VC		.177 (4.5)						
16~14 AWG 1.5~2.5 mm²	BD2-4VC	c UL us	.157 (4.0)				.197 (5.0)	.091 (2.3)	.016 (0.4)
	BD2-4.5VC		.177 (4.5)						
	BD2-5VC	c UL us	.197 (5.0)						
12~ 10 AWG 4~6 mm²	BD5-5VC	c UL us			.925 (23.5)	.512 (13.0)	.256 (6.5)	.134 (3.4)	.016 (0.4)

DOUBLE CRIMP NYLON INSULATED BULLET DISCONNECTS

1. MAXIMUM ELECTRICAL RATING : 300 VOLTS
2. MAXIMUM TEMPERATURE : 105˚C
3. TERMINAL MATERIAL : BRASS
4. PLATING : ELECTRO TIN PLATED
5. REINFORCEMENT SLEEVE : C TYPE SLEEVE
6. INSULATION MATERIAL : EASY ENTRY NYLON

~~~ EASY ENTRY SLEEVE ~~~

3 pcs design

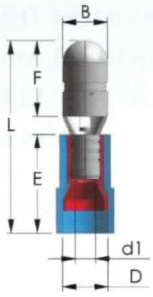

WIRE RANGE AWG / mm²	ITEM NO.	UL	DIMENSIONS inch (mm) B	F	L	E	D	d1	t
22~16 AWG 0.5~1.5 mm²	BD1-4AC	c UL us	.157 (4.0)	.335 (8.5)	.866 (22.0)	.433 (11.0)	.165 (4.2)	.067 (1.7)	.016 (0.4)
	BD1-4.5AC		.177 (4.5)						
16~14 AWG 1.5~2.5 mm²	BD2-4AC	c UL us	.157 (4.0)				.193 (4.9)	.091 (2.3)	.016 (0.4)
	BD2-4.5AC		.177 (4.5)						
	BD2-5AC	c UL us	.197 (5.0)						
12~ 10 AWG 4~6 mm²	BD5-5AC	UL			.925 (23.5)	.512 (13.0)	.256 (6.5)	.134 (3.4)	.016 (0.4)

NYLON FULLY INSULATED BULLET & RECEPTACLE DISCONNECTS

1. MAXIMUM ELECTRICAL RATING : 300 VOLTS
2. MAXIMUM TEMPERATURE : 105˚C
3. TERMINAL MATERIAL : BRASS
4. PLATING : ELECTRO TIN PLATED
5. INSULATION MATERIAL : EASY ENTRY NYLON

RECEPTACLE

2 pcs design

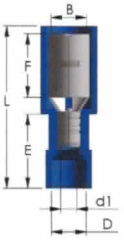

BULLET

2 pcs design



WIRE RANGE AWG / mm²	ITEM NO.	DIMENSIONS inch (mm) B	F	L	E	D	d1	t
22~16 AWG 0.5~1.5 mm²	RE1-4AF	.157 (4.0)	.354 (9.0)	.992 (25.2)	.433 (11.0)	.165 (4.2)	.067 (1.7)	.016 (0.4)
	RE1-4.5AF	.177 (4.5)						
16~14 AWG 1.5~2.5 mm²	RE2-4AF	.157 (4.0)				.193 (4.9)	.091 (2.3)	.016 (0.4)
	RE2-4.5AF	.177 (4.5)						
	RE2-5AF	.197 (5.0)		.906 (23.0)	.413 (10.5)			
12~ 10 AWG 4~6 mm²	RE5-5AF			1.004 (25.5)	.512 (13.0)	.256 (6.5)	.134 (3.4)	.016 (0.4)
22~16 AWG 0.5~1.5 mm²	BD1-4AF	.157 (4.0)	.413 (10.5)	1.043 (26.5)	.394 (10.0)	.165 (4.2)	.067 (1.7)	.016 (0.4)
16~14 AWG 1.5~2.5 mm²	BD2-4AF					.193 (4.9)	.091 (2.3)	.016 (0.4)
	BD2-5AF	.197 (5.0)	.394 (10.0)	.925 (23.5)	.413 (10.5)			
12~10 AWG 4~6 mm²	BD5-5AF			1.024 (26.0)	.512 (13.0)	.256 (6.5)	.134 (3.4)	.016 (0.4)

DOUBLE CRIMP NYLON FULLY INSULATED BULLET & RECEPTACLE DISCONNECTS

1. MAXIMUM ELECTRICAL RATING : 300 VOLTS
2. MAXIMUM TEMPERATURE : 105˚C
3. TERMINAL MATERIAL : BRASS
4. PLATING : ELECTRO TIN PLATED
5. REINFORCEMENT SLEEVE : D TYPE SLEEVE
6. INSULATION MATERIAL : EASY ENTRY NYLON

RECEPTACLE

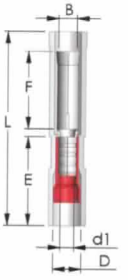

BULLET

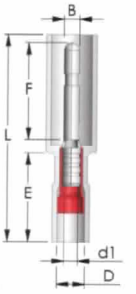

WIRE RANGE AWG / mm²	ITEM NO.		DIMENSIONS inch (mm)						
			B	L	E	F	d1	D	t
22~18 AWG 0.5~0.75 mm²	RE0.5-2AFD	c UL us	.079 (2.0)	.945 (24.0)	.433 (11.0)	.394 (10.0)	.063 (1.6)	.138 (3.5)	.012 (0.3)
22~18 AWG 0.5~0.75 mm²	BD0.5-2AFD	c UL us	.079 (2.0)	1.043 (26.5)	.433 (11.0)	.484 (12.3)	.063 (1.6)	.138 (3.5)	.014 (0.35)

DOUBLE CRIMP NYLON FULLY INSULATED BULLET & RECEPTACLE DISCONNECTS

~~~EASY ENTRY SLEEVE~~~

1. MAXIMUM ELECTRICAL RATING : 300 VOLTS
2. MAXIMUM TEMPERATURE : 105˚C
3. TERMINAL MATERIAL : BRASS
4. PLATING : ELECTRO TIN PLATED
5. REINFORCEMENT SLEEVE : C TYPE SLEEVE
6. INSULATION MATERIAL : EASY ENTRY NYLON

RECEPTACLE

3 pcs design

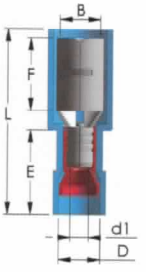

BULLET

3 pcs design

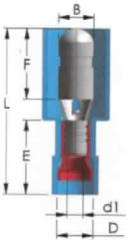

WIRE RANGE AWG / mm²	ITEM NO.	UL	DIMENSIONS inch (mm)						
			B	F	L	E	D	d1	t
22~16 AWG 0.5~1.5 mm²	RE1-4AFC	c UL us	.157 (4.0)	.354 (9.0)	.992 (25.2)	.433 (11.0)	.165 (4.2)	.067 (1.7)	.016 (0.4)
	RE1-4.5AFC		.177 (4.5)						
16~14 AWG 1.5~2.5 mm²	RE2-4AFC	c UL us	.157 (4.0)				.193 (4.9)	.091 (2.3)	.016 (0.4)
	RE2-4.5AFC		.177 (4.5)						
	RE2-5AFC	c UL us	.197 (5.0)		.906 (23.0)	.413 (10.5)			
12~ 10 AWG 4~6 mm²	RE5-5AFC	c UL us			1.004 (25.5)	.512 (13.0)	.256 (6.5)	.134 (3.4)	.016 (0.4)
22~16 AWG 0.5~1.5 mm²	BD1-4AFC	c UL us	.157 (4.0)	.413 (10.5)	1.043 (26.5)	.394 (10.0)	.165 (4.2)	.067 (1.7)	.016 (0.4)
16~14 AWG 1.5~2.5 mm²	BD2-4AFC	c UL us					.193 (4.9)	.091 (2.3)	.016 (0.4)
	BD2-5AFC	c UL us	.197 (5.0)	.394 (10.0)	.925 (23.5)	.413 (10.5)			
12~10 AWG 4~6 mm²	BD5-5AFC	UL			1.024 (26.0)	.512 (13.0)	.256 (6.5)	.134 (3.4)	.016 (0.4)

JEESOON

HEAT SHRINKABLE TERMINALS

HEAT SHRINKABLE RING TERMINALS

1. MAXIMUM ELECTRICAL RATING : 600 VOLTS
2. SHRINK TEMP : 150 ˚C
   OPERATING TEMP : - 10˚C ~ 105 ˚C
3. TERMINAL MATERIAL : COPPER
4. BRAZED SEAM
5. PLATING : ELECTRO TIN PLATED
6. INSULATION MATERIAL : HEAT SHRINKABLE TUBE

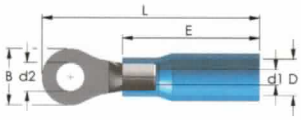

WIRE RANGE AWG / mm²	ITEM NO.	STUD SIZE d2	DIMENSIONS inch (mm)					
			B	L	E	D	d1	t
22~16AWG 0.5~1.5mm²	R1-3.5XLBH	#6 (3.7)	.315 (8.0)	1.063 (27.0)	.728 (18.5)	.177 (4.5)	.067 (1.7)	.030 (0.75)
	R1-4MBH	#8 (4.3)	.315 (8.0)	1.063 (27.0)				
	R1-5LBH	#10 (5.3)	.315 (8.0)	1.063 (27.0)				
	R1-6BH	1/4 (6.5)	.457 (11.6)	1.240 (31.5)				
	R1-8BH	5/16 (8.4)	.457 (11.6)	1.240 (31.5)				
	R1-10BH	3/8 (10.5)	.535 (13.6)	1.594 (40.5)				
16~14 AWG 1.5~2.5mm²	R2-3.5XLBH	#6 (3.7)	.335 (8.5)	1.181 (30.0)	.807 (20.5)	.217 (5.5)	.091 (2.3)	.031 (0.8)
	R2-4MBH	#8 (4.3)	.335 (8.5)	1.181 (30.0)				
	R2-5MBH	#10 (5.3)	.335 (8.5)	1.181 (30.0)				
	R2-6BH	1/4 (6.5)	.472 (12.0)	1.319 (33.5)				
	R2-8BH	5/16 (8.4)	.472 (12.0)	1.319 (33.5)				
	R2-10BH	3/8 (10.5)	.535 (13.6)	1.465 (37.2)				
12~10 AWG 4~6 mm²	R5-4MBH	#8 (4.3)	.374 (9.5)	1.378 (35.0)	.925 (23.5)	.256 (6.5)	.134 (3.4)	.039 (1.0)
	R5-5LBH	#10 (5.3)	.374 (9.5)	1.378 (35.0)				
	R5-6BH	1/4 (6.5)	.472 (12.0)	1.437 (36.5)				
	R5-8BH	5/16 (8.4)	.591 (15.0)	1.614 (41.0)				
	R5-10BH	3/8 (10.5)	.591 (15.0)	1.614 (41.0)				
	R5-12BH	1/2 (13.0)	.756 (19.2)	1.791 (45.5)				

HEAT SHRINKABLE SPADE TERMINALS

1. MAXIMUM ELECTRICAL RATING : 600 VOLTS
2. SHRINK TEMP : 150 ˚C
   OPERATING TEMP : - 10˚C ~ 105 ˚C
3. TERMINAL MATERIAL : COPPER
4. BRAZED SEAM
5. PLATING : ELECTRO TIN PLATED
6. INSULATION MATERIAL : HEAT SHRINKABLE TUBE

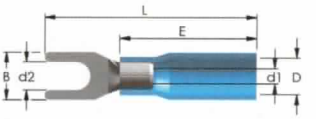

WIRE RANGE AWG / mm²	ITEM NO.	STUD SIZE d2	DIMENSIONS inch (mm)					
			B	L	E	D	d1	t
22~16AWG 0.5~1.5 mm²	S1-3.5MBH	#6 (3.7)	.252 (6.4)	1.004 (25.5)	.728 (18.5)	.177 (4.5)	.067 (1.7)	.030 (0.75)
	S1-4MBH	#8 (4.3)	.283 (7.2)	1.024 (26.0)				
	S1-5SBH	#10 (5.3)	.315 (8.0)	1.024 (26.0)				
16~14 AWG 1.5~2.5 mm²	S2-3.5MBH	#6 (3.7)	.252 (6.4)	1.043 (26.5)	.807 (20.5)	.217 (5.5)	.091 (2.3)	.031 (0.8)
	S2-4MBH	#8 (4.3)	.283 (7.2)	1.043 (26.5)				
	S2-5LBH	#10 (5.3)	.374 (9.5)	1.122 (28.5)				
12~10 AWG 4~6 mm²	S5-4LBH	#8 (4.3)	.374 (9.5)	1.280 (32.5)	.925 (23.5)	.256 (6.5)	.134 (3.4)	.039 (1.0)
	S5-5BH	#10 (5.3)	.374 (9.5)	1.280 (32.5)				
	S5-6LBH	1/4 (6.5)	.472 (12.0)	1.535 (39.0)				

HEAT SHRINKABLE FEMALE DISCONNECTS

~~~EASY ENTRY SLEEVE~~~

1. MAXIMUM ELECTRICAL RATING : 300 VOLTS
2. SHRINK TEMP : 150 ˚C
   OPERATING TEMP : - 10˚C ~ 105 ˚C
3. TERMINAL MATERIAL : BRASS
4. PLATING : ELECTRO TIN PLATED
5. REINFORCEMENT SLEEVE : C TYPE SLEEVE
6. INSULATION MATERIAL : HEAT SHRINKABLE TUBE

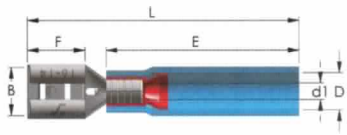

WIRE RANGE AWG / mm²	ITEM NO.	UL	NEMA TAB	DIMENSIONS inch (mm)						
				B	F	L	E	D	d1	t
22~16 AWG 0.5~1.5 mm²	F1-6.4HC	c UL us	.032*.250 (0.8*6.4)	.260 (6.6)	.311 (7.9)	1.417 (36.0)	1.043 (26.5)	.177 (4.5)	.067 (1.7)	0.16 (0.4)
16~14 AWG 1.5~2.5 mm²	F2-6.4HC	c UL us						.217 (5.5)	.091 (2.3)	0.16 (0.4)
12~10 AWG 4~6 mm²	F5-6.4HC	c UL us						.295 (7.5)	.134 (3.4)	0.16 (0.4)

HEAT SHRINKABLE MALE DISCONNECTS

~~~EASY ENTRY SLEEVE~~~

1. MAXIMUM ELECTRICAL RATING : 300 VOLTS
2. SHRINK TEMP : 150 ˚C
   OPERATING TEMP : - 10˚C ~ 105 ˚C
3. TERMINAL MATERIAL : BRASS
4. PLATING : ELECTRO TIN PLATED
5. REINFORCEMENT SLEEVE : C TYPE SLEEVE
6. INSULATION MATERIAL : HEAT SHRINKABLE TUBE

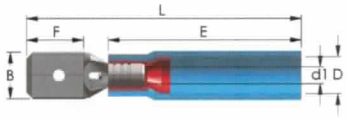

WIRE RANGE AWG / mm²	ITEM NO.	UL	NEMA TAB	DIMENSIONS inch (mm)						
				B	F	L	E	D	d1	t
22~16 AWG 0.5~1.5 mm²	M1-6.4HC	c UL us	.032*.250 (0.8*6.4)	.250 (6.35)	.307 (7.8)	1.457 (37.0)	1.043 (26.5)	.177 (4.5)	.067 (1.7)	0.16 (0.4)
16~14 AWG 1.5~2.5 mm²	M2-6.4HC	c UL us						.217 (5.5)	.091 (2.3)	0.16 (0.4)
12~10 AWG 4~6 mm²	M5-6.4HC	c UL us						.295 (7.5)	.134 (3.4)	0.16 (0.4)

FULLY INSULATED HEAT SHRINKABLE FEMALE DISCONNECTS

~~~EASY ENTRY SLEEVE~~~

1. MAXIMUM ELECTRICAL RATING : 300 VOLTS
2. SHRINK TEMP : 150 ˚C
   OPERATING TEMP : - 10˚C ~ 105 ˚C
3. TERMINAL MATERIAL : BRASS
4. PLATING : ELECTRO TIN PLATED
5. REINFORCEMENT SLEEVE : C TYPE SLEEVE
6. INSULATION MATERIAL : HEAT SHRINKABLE TUBE

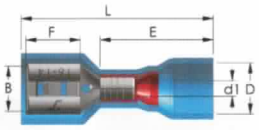

WIRE RANGE AWG / mm²	ITEM NO.	UL	NEMA TAB	DIMENSIONS inch (mm)						
				B	F	L	E	D	d1	t
22~16 AWG 0.5~1.5 mm²	F1-6.4HFC	c UL us	.032*.250 (0.8*6.4)	.260 (6.6)	.311 (7.9)	1.102 (28.0)	.709 (18.0)	.295 (7.5)	.067 (1.7)	0.16 (0.4)
16~14 AWG 1.5~2.5 mm²	F2-6.4HFC	c UL us						.295 (7.5)	.091 (2.3)	0.16 (0.4)
12~10 AWG 4~6 mm²	F5-6.4HFC	c UL us						.295 (7.5)	.134 (3.4)	0.16 (0.4)

HEAT SHRINKABLE BUTT CONNECTORS

1. MAXIMUM ELECTRICAL RATING : 600 VOLTS
2. SHRINK TEMP : 150 ˚C
   OPERATING TEMP : - 10˚C ~ 105 ˚C
3. TERMINAL MATERIAL : COPPER TUBE
4. PLATING : ELECTRO TIN PLATED
5. INSULATION MATERIAL : HEAT SHRINKABLE TUBE

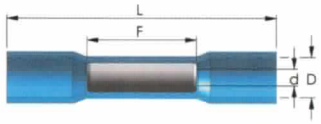

WIRE RANGE AWG / mm²	ITEM NO.	DIMENSIONS inch (mm)				
		F	L	D	d	t
26~22 AWG 0.1~0.5 mm²	BCT0.5H	.472 (12.0)	.945 (24.0)	.118 (3.0)	.039 (1.0)	0.16 (0.4)
22~16 AWG 0.5~1.5 mm²	BCT1H	.591 (15.0)	1.457 (37.0)	.177 (4.5)	.063 (1.6)	.029 (0.75)
16~14 AWG 1.5~2.5 mm²	BCT2H			.217 (5.5)	.091 (2.3)	.030 (0.8)
12~10 AWG 4~6 mm²	BCT5H		1.614 (41.0)	.256 (6.5)	.142 (3.6)	.035 (0.9)

HEAT SHRINKABLE 3 WAY RING TERMINALS

1. MAXIMUM ELECTRICAL RATING : 600 VOLTS
2. SHRINK TEMP : 150 ˚C
   OPERATING TEMP : - 10˚C ~ 105 ˚C
3. TERMINAL MATERIAL : COPPER
4. BRAZED SEAM
5. PLATING : ELECTRO TIN PLATED
6. INSULATION MATERIAL : HEAT SHRINKABLE TUBE

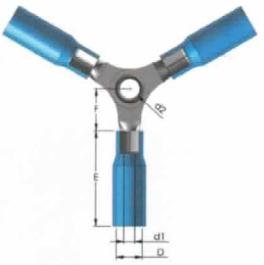

WIRE RANGE AWG / mm²	ITEM NO.	STUD SIZE d2	DIMENSIONS inch (mm)				
			F	E	D	d1	t
22~16 AWG 0.5~1.5 mm²	3W1BH	#8 (4.3)	.315 (8.0)	.728 (18.5)	.177 (4.5)	.067 (1.7)	.030 (0.75)
16~14 AWG 1.5~2.5 mm²	3W2BH		.354 (9.0)	.807 (20.5)	.217 (5.5)	.091 (2.3)	.031 (0.8)
12~10 AWG 4~6 mm²	3W5BH		.413 (10.5)	.925 (23.5)	.256 (6.5)	.134 (3.4)	.039 (1.0)

HEAT SHRINKABLE 4 WAY RING TERMINALS

1. MAXIMUM ELECTRICAL RATING : 600 VOLTS
2. SHRINK TEMP : 150 ˚C
   OPERATING TEMP : - 10˚C ~ 105 ˚C
3. TERMINAL MATERIAL : COPPER
4. BRAZED SEAM
5. PLATING : ELECTRO TIN PLATED
6. INSULATION MATERIAL : HEAT SHRINKABLE TUBE

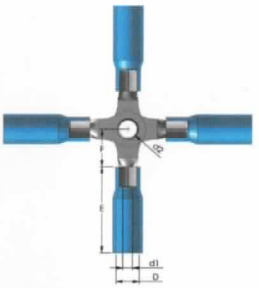

WIRE RANGE AWG / mm²	ITEM NO.	STUD SIZE d2	DIMENSIONS inch (mm)				
			F	E	D	d1	t
22~16 AWG 0.5~1.5 mm²	4W1BH	#8 (4.3)	.315 (8.0)	.728 (18.5)	.177 (4.5)	.067 (1.7)	.030 (0.75)
16~14 AWG 1.5~2.5 mm²	4W2BH		.354 (9.0)	.807 (20.5)	.217 (5.5)	.091 (2.3)	.031 (0.8)
12~10 AWG 4~6 mm²	4W5BH		.413 (10.5)	.925 (23.5)	.256 (6.5)	.134 (3.4)	.039 (1.0)

JEESOON

CORD END TERMINALS

NON-INSULATED CORD-END TERMINALS (DIN 46228/1)

1. TERMINAL MATERIAL : COPPER TUBE
2. PLATING : ELECTRO TIN PLATED



WIRE RANGE AWG / mm²	ITEM NO.	DIMENSIONS inch (mm)			PACKING PCS
		L	C	W	
22 AWG 0.5 mm²	CN005006	.236 (6.0)	.039 (1.0)	.075 (1.9)	1000 PCS
	CN005008	.315 (8.0)			
	CN005010	.394 (10.0)			
20 AWG 0.75 mm²	CN007506	.236 (6.0)	.047 (1.2)	.087 (2.2)	
	CN007508	.315 (8.0)			
	CN007510	.394 (10.0)			
18 AWG 1.0 mm²	CN010006	.236 (6.0)	.055 (1.4)	.094 (2.4)	
	CN010008	.315 (8.0)			
	CN010010	.394 (10.0)			
	CN010012	.472 (12.0)			
6 AWG 1.5 mm²	CN015007	.276 (7.0)	.067 (1.7)	.110 (2.8)	
	CN015008	.315 (8.0)			
	CN015010	.394 (10.0)			
	CN015012	.472 (12.0)			
14 AWG 2.5 mm²	CN025007	.276 (7.0)	.091 (2.3)	.134 (3.4)	
	CN025008	.315 (8.0)			
	CN025010	.394 (10.0)			
	CN025012	.472 (12.0)			
12 AWG 4.0 mm²	CN040008	.315 (8.0)	.110 (2.8)	.157 (4.0)	
	CN040009	.354 (9.0)			
	CN040010	.394 (10.0)			
	CN040012	.472 (12.0)			
	CN040015	.591 (15.0)			
	CN040018	.709 (18.0)			
10 AWG 6.0 mm²	CN060010	.394 (10.0)	.138 (3.5)	.185 (4.7)	
	CN060012	.472 (12.0)			
	CN060015	.591 (15.0)			
	CN060018	.709 (18.0)			
8 AWG 10 mm²	CN100012	.472 (12.0)	.177 (4.5)	.228 (5.8)	
	CN100015	.591 (15.0)			
	CN100018	.709 (18.0)			
6 AWG 16 mm²	CN160012	.472 (12.0)	.228 (5.8)	.295 (7.5)	
	CN160015	.591 (15.0)			
	CN160018	.709 (18.0)			
4 AWG 25 mm²	CN250015	.591 (15.0)	.287 (7.3)	.374 (9.5)	
	CN250016	.630 (16.0)			
	CN250018	.709 (18.0)			
	CN250022	.866 (22.0)			
2 AWG 35 mm²	CN350016	.630 (16.0)	.327 (8.3)	.413 (10.5)	
	CN350018	.709 (18.0)			
	CN350020	.787 (20.0)			
	CN350025	.984 (25.0)			
1/0 AWG 50 mm²	CN500018	.709 (18.0)	.406 (10.3)	.512 (13.0)	
	CN500020	.787 (20.0)			
	CN500025	.984 (25.0)			
2/0 AWG 70 mm²	CN700022	.866 (22.0)	.531 (13.5)	.610 (15.5)	500 PCS
	CN700025	.984 (25.0)			
	CN700032	1.260 (32.0)			
3/0 AWG 95 mm²	CN950025	.984 (25.0)	.579 (14.7)	.669 (17.0)	
	CN950032	1.260 (32.0)			
4/0 AWG 120 mm²	CN120030	1.181 (30.0)	.657 (16.7)	.748 (19.0)	
	CN120032	1.260 (32.0)			
	CN120034	1.339 (34.0)			
250/300 MCM 150 mm²	CN150032	1.260 (32.0)	.768 (19.5)	.846 (21.5)	
	CN150038	1.496 (38.0)			

NYLON INSULATED CORD-END TERMINALS (DIN 46228/4)

1. TEMPERATURE RANGE : -40˚C UP TO + 105˚C
2. TERMINAL MATERIAL : COPPER TUBE
3. PLATING : ELECTRO TIN PLATED
4. INSULATION MATERIAL : NYLON

WIRE RANGE AWG / mm²	ITEM NO.	DIMENSIONS inch (mm)				COLOR SYSTEM			PACKING PCS
		F	L	C	W	FRENCH	GERMAN	DIN	
28 AWG 0.14 mm²	CE001406	.236 (6.0)	.394 (10.0)	.028 (.70)	.063 (1.6)		GREY		1000 PCS
	CE001408	.315 (8.0)	.472 (12.0)						
26 AWG 0.25 mm²	CE002506	.236 (6.0)	.394 (10.0)	.030 (.75)	.075 (1.9)	VIOLET	LIGHT BLUE		
	CE002508	.315 (8.0)	.472 (12.0)						
24 AWG 0.34 mm²	CE003406	.236 (6.0)	.394 (10.0)	.031 (.80)	.075 (1.9)	PINK	TURQUOISE		
	CE003408	.315 (8.0)	.472 (12.0)						
22 AWG 0.5 mm²	CE005006	.236 (6.0)	.472 (12.0)	.039 (1.0)	.102 (2.6)	WHITE	ORANGE	WHITE	500 PCS
	CE005008	.315 (8.0)	.551 (14.0)						
	CE005010	.394 (10.0)	.630 (16.0)						
20 AWG 0.75 mm²	CE007506	.236 (6.0)	.472 (12.0)	.047 (1.2)	.110 (2.8)	BLUE	WHITE	GREY	
	CE007508	.315 (8.0)	.551 (14.0)						
	CE007510	.394 (10.0)	.630 (16.0)						
	CE007512	.472 (12.0)	.709 (18.0)						
18 AWG 1.0 mm²	CE010006	.236 (6.0)	.472 (12.0)	.055 (1.4)	.118 (3.0)	RED	YELLOW	RED	
	CE010008	.315 (8.0)	.551 (14.0)						
	CE010010	.394 (10.0)	.630 (16.0)						
	CE010012	.472 (12.0)	.709 (18.0)						
16 AWG 1.5 mm²	CE015008	.315 (8.0)	.551 (14.0)	.067 (1.7)	.138 (3.5)	BLACK	RED	BLACK	
	CE015010	.394 (10.0)	.630 (16.0)						
	CE015012	.472 (12.0)	.709 (18.0)						
	CE015018	.709 (18.0)	.945 (24.0)						
14 AWG 2.5 mm²	CE025008	.315 (8.0)	.551 (14.0)	.087 (2.2)	.165 (4.2)	GREY	BLUE	BLUE	
	CE025010	.394 (10.0)	.630 (16.0)						
	CE025012	.472 (12.0)	.709 (18.0)						
	CE025018	.709 (18.0)	.945 (24.0)						
12 AWG 4.0 mm²	CE040010	.394 (10.0)	.669 (17.0)	.110 (2.8)	.189 (4.8)	ORANGE	GREY	GREY	
	CE040012	.472 (12.0)	.787 (20.0)						
	CE040018	.709 (18.0)	1.024 (26.0)						
10 AWG 6.0 mm²	CE060012	.472 (12.0)	.787 (20.0)	.138 (3.5)	.248 (6.3)	GREEN	BLACK	YELLOW	
	CE060018	.709 (18.0)	1.024 (26.0)						
8 AWG 10 mm²	CE100012	.472 (12.0)	.866 (22.0)	.177 (4.5)	.299 (7.6)	BROWN	IVORY	RED	
	CE100018	.709 (18.0)	1.102 (28.0)						
6 AWG 16 mm²	CE160012	.472 (12.0)	.945 (24.0)	.228 (5.8)	.346 (8.8)	IVORY	GREEN	BLUE	
	CE160018	.709 (18.0)	1.102 (28.0)						
4 AWG 25 mm²	CE250016	.630 (16.0)	1.181 (30.0)	.287 (7.3)	.441 (11.2)	BLACK	BROWN	YELLOW	
	CE250022	.866 (22.0)	1.417 (36.0)						
2 AWG 35 mm²	CE350016	.630 (16.0)	1.181 (30.0)	.327 (8.3)	.500 (12.7)	RED	BEIGE	RED	
	CE350018	.709 (18.0)	1.260 (32.0)						
	CE350025	.984 (25.0)	1.535 (39.0)						
1/0 AWG 50 mm²	CE500020	.787 (20.0)	1.417 (36.0)	.406 (10.3)	.591 (15.0)	BLUE	OLIVE	BLUE	
	CE500025	.984 (25.0)	1.575 (40.0)						
2/0 AWG 70 mm²	CE700021	.827 (21.0)	1.457 (37.0)	.531 (13.5)	.630 (16.0)	YELLOW	YELLOW	YELLOW	100 PCS
3/0 AWG 95 mm²	CE950025	.984 (25.0)	1.732 (44.0)	.579 (14.7)	.709 (18.0)	RED	RED	RED	
4/0 AWG 120 mm²	CE120027	1.063 (27.0)	1.890 (48.0)	.657 (16.7)	.787 (20.0)	BLUE	BLUE	BLUE	
250/300 MCM 150 mm²	CE150032	1.260 (32.0)	2.283 (58.0)	.768 (19.5)	.906 (23.0)	YELLOW	YELLOW	YELLOW	

TWIN CORD-END TERMINALS (DIN 46228/4)

1. TEMPERATURE RANGE : -40˚C UP TO + 105˚C
2. TERMINAL MATERIAL : COPPER TUBE
3. PLATING : ELECTRO TIN PLATED
4. INSULATION MATERIAL : NYLON

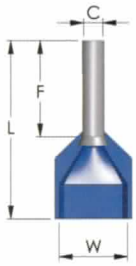

WIRE RANGE AWG / mm²	ITEM NO.	DIMENSIONS inch (mm)				COLOR SYSTEM			PACKING PCS
		F	L	C	W	FRENCH	GERMAN	DIN	
22 AWG 2x0.5 mm²	CT205008	.315 (8.0)	.591 (15.0)	.059 (1.5)	.185 (4.7)	WHITE	ORANGE	WHITE	500 PCS
20 AWG 2x0.75 mm²	CT207508	.315 (8.0)	.591 (15.0)	.071 (1.8)	.197 (5.0)	BLUE	WHITE	GREY	
	CT207510	.394 (10.0)	.669 (17.0)						
18 AWG 2x1.0 mm²	CT210008	.315 (8.0)	.591 (15.0)	.081 (2.05)	.213 (5.4)	RED	YELLOW	RED	
	CT210010	.394 (10.0)	.669 (17.0)						
16 AWG 2x1.5 mm²	CT215008	.315 (8.0)	.630 (16.0)	.087 (2.2)	.260 (6.6)	BLACK	RED	BLACK	
	CT215012	.472 (12.0)	.787 (20.0)						
14 AWG 2x2.5 mm²	CT225010	.394 (10.0)	.728 (18.5)	.110 (2.8)	.307 (7.8)	GREY	BLUE	BLUE	
	CT225013	.512 (13.0)	.846 (21.5)						
12 AWG 2x4.0 mm²	CT240012	.472 (12.0)	.906 (23.0)	.146 (3.7)	.346 (8.8)	ORANGE	GREY	GREY	
10 AWG 2x6.0 mm²	CT260014	.551 (14.0)	1.024 (26.0)	.189 (4.8)	.394 (10.0)	GREEN	BLACK	YELLOW	
8 AWG 2x10.0 mm²	CT210014	.551 (14.0)	1.024 (26.0)	.252 (6.4)	.512 (13)	BROWN	IVORY	RED	
6 AWG 2x16.0 mm²	CT216014	.551 (14.0)	1.181 (30.0)	.327 (8.3)	.724 (18.4)	IVORY	GREEN	BLUE	

DIN STANDARD TERMINALS

DIN STANDARD
NON-INSULATED RING TERMINALS (DIN46234)

1. TERMINAL MATERIAL : COPPER
2. BRAZED SEAM
3. PLATING : ELECTRO TIN PLATED

DR3.5-0.5NB DR4-1NB DR5-2NB DR6-6NB DR8-10NB DR12-16NB DR10-25NB

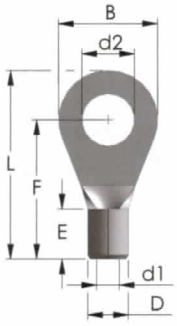

WIRE RANGE AWG / mm²	ITEM NO.	UL	STUD SIZE d2	DIMENSIONS inch (mm)						
				B	L	F	E	D	d1	t
26~22 AWG 0.1~0.5 mm²	DR2-0.5NB	c UL us	#2 (2.2)	.197 (5.0)	.492 (12.5)	.394 (10.0)	.157 (4.0)	.087 (2.2)	.039 (1.0)	.020 (0.5)
	DR2.5-0.5NB	c UL us	#3 (2.7)	.197 (5.0)	.492 (12.5)	.394 (10.0)				
	DR3-0.5NB	c UL us	#4 (3.2)	.197 (5.0)	.492 (12.5)	.394 (10.0)				
	DR3.5-0.5NB	c UL us	#6 (3.7)	.236 (6.0)	.591 (15.0)	.472 (12.0)				
	DR4-0.5NB	c UL us	#8 (4.3)	.256 (6.5)	.598 (15.2)	.472 (12.0)				
	DR5-0.5NB	c UL us	#10 (5.3)	.315 (8.0)	.630 (16.0)	.472 (12.0)				
22~16 AWG 0.5~1.5 mm²	DR2.5-1NB	c UL us	#3 (2.7)	.236 (6.0)	.551 (14.0)	.433 (11.0)	.197 (5.0)	.138 (3.5)	.063 (1.6)	.031 (0.8)
	DR3-1NB	c UL us	#4 (3.2)	.236 (6.0)	.551 (14.0)	.433 (11.0)				
	DR3.5-1NB	c UL us	#6 (3.7)	.236 (6.0)	.551 (14.0)	.433 (11.0)				
	DR4-1NB	c UL us	#8 (4.3)	.315 (8.0)	.630 (16.0)	.472 (12.0)				
	DR5-1NB	c UL us	#10 (5.3)	.394 (10.0)	.709 (18.0)	.512 (13.0)				
	DR6-1NB	c UL us	1/4 (6.5)	.433 (11.0)	.807 (20.5)	.591 (15.0)				
	DR8-1NB	c UL us	5/16 (8.4)	.551 (14.0)	.906 (23.0)	.630 (16.0)				
	DR10-1NB	c UL us	3/8 (10.5)	.709 (18.0)	1.063 (27.0)	.709 (18.0)				
16~14AWG 1.5~2.5 mm²	DR3-2NB	c UL us	#4 (3.2)	.236 (6.0)	.551 (14.0)	.433 (11.0)	.197 (5.0)	.161 (4.1)	.091 (2.3)	.031 (0.8)
	DR3.5-2NB	c UL us	#6 (3.7)	.236 (6.0)	.551 (14.0)	.433 (11.0)				
	DR4-2NB	c UL us	#8 (4.3)	.315 (8.0)	.630 (16.0)	.472 (12.0)				
	DR5-2NB	c UL us	#10 (5.3)	.394 (10.0)	.748 (19.0)	.551 (14.0)				
	DR6-2NB	c UL us	1/4 (6.5)	.433 (11.0)	.846 (21.5)	.630 (16.0)				
	DR8-2NB	c UL us	5/16 (8.4)	.551 (14.0)	.945 (24.0)	.669 (17.0)				
	DR10-2NB	c UL us	3/8 (10.5)	.709 (18.0)	1.063 (27.0)	.709 (18.0)				
12~10AWG 4~6 mm²	DR4-6NB	c UL us	#8 (4.3)	.315 (8.0)	.709 (18.0)	.551 (14.0)	.236 (6.0)	.228 (5.8)	.142 (3.6)	.039 (1.0)
	DR5-6NB	c UL us	#10 (5.3)	.394 (10.0)	.787 (20.0)	.591 (15.0)				
	DR6-6NB	c UL us	1/4 (6.5)	.433 (11.0)	.846 (21.5)	.630 (16.0)				
	DR8-6NB	c UL us	5/16 (8.4)	.551 (14.0)	1.024 (26.0)	.748 (19.0)				
	DR10-6NB	c UL us	3/8 (10.5)	.709 (18.0)	1.181 (30.0)	.827 (21.0)				
	DR12-6NB	c UL us	1/2 (13.0)	.748 (19.0)	1.417 (36.0)	1.043 (26.5)				
8 A.W.G. 10 mm²	DR5-10NB	c UL us	#10 (5.3)	.394 (10.0)	.827 (21.0)	.630 (16.0)	.315 (8.0)	.276 (7.0)	.177 (4.5)	.043 (1.1)
	DR6-10NB	c UL us	1/4 (6.5)	.433 (11.0)	.886 (22.5)	.669 (17.0)				
	DR8-10NB	c UL us	5/16 (8.4)	.551 (14.0)	1.063 (27.0)	.787 (20.0)				
	DR10-10NB	c UL us	3/8 (10.5)	.709 (18.0)	1.181 (30.0)	.827 (21.0)				
	DR12-10NB	c UL us	1/2 (13.0)	.866 (22.0)	1.339 (34.0)	.906 (23.0)				
6 A.W.G. 16 mm²	DR5-16NB	c UL us	#10 (5.3)	.433 (11.0)	1.004 (25.5)	.787 (20.0)	.394 (10.0)	.335 (8.5)	.228 (5.8)	.047 (1.2)
	DR6-16NB	c UL us	1/4 (6.5)	.433 (11.0)	1.004 (25.5)	.787 (20.0)				
	DR8-16NB	c UL us	5/16 (8.4)	.551 (14.0)	1.142 (29.0)	.866 (22.0)				
	DR10-16NB	c UL us	3/8 (10.5)	.709 (18.0)	1.299 (33.0)	.945 (24.0)				
	DR12-16NB	c UL us	1/2 (13.0)	.866 (22.0)	1.457 (37.0)	1.024 (26.0)				
4 A.W.G. 25 mm²	DR5-25NB	c UL us	#10 (5.3)	.472 (12.0)	1.220 (31.0)	.984 (25.0)	.433 (11.0)	.425 (10.8)	.295 (7.5)	.059 (1.5)
	DR6-25NB	c UL us	1/4 (6.5)	.472 (12.0)	1.220 (31.0)	.984 (25.0)				
	DR8-25NB	c UL us	5/16 (8.4)	.630 (16.0)	1.299 (33.0)	.984 (25.0)				
	DR10-25NB	c UL us	3/8 (10.5)	.709 (18.0)	1.378 (35.0)	1.024 (26.0)				
	DR12-25NB	c UL us	1/2 (13.0)	.866 (22.0)	1.654 (42.0)	1.220 (31.0)				
	DR16-25NB	c UL us	5/8 (17.0)	1.102 (28.0)	1.929 (49.0)	1.378 (35.0)				

DIN STANDARD
NON-INSULATED RING TERMINALS (DIN46234)

1. TERMINAL MATERIAL : COPPER
2. BRAZED SEAM
3. PLATING : ELECTRO TIN PLATED

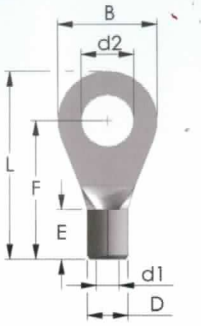

DR10-35NB

DR12-50NB

DR12-70NB

DR12-95NB

DR12-120NB

DR12-150NB

DR12-185NB

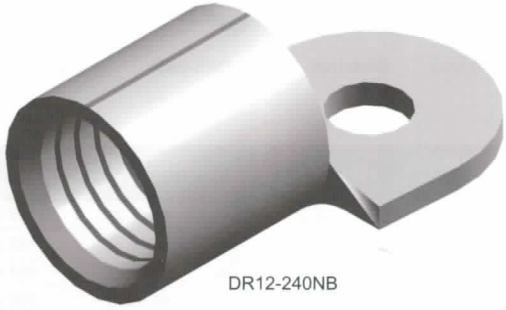
DR12-240NB

WIRE RANGE AWG / mm²	ITEM NO.	UL	STUD SIZE d2	DIMENSIONS inch (mm)						
				B	L	F	E	D	d1	t
2 A.W.G. 35 mm²	DR6-35NB	c UL us	1/4 (6.5)	.591 (15.0)	1.319 (33.5)	1.024 (26.0)	.472 (12.0)	.496 (12.6)	.354 (9.0)	.063 (1.6)
	DR8-35NB	c UL us	5/16 (8.4)	.630 (16.0)	1.339 (34.0)	1.024 (26.0)				
	DR10-35NB	c UL us	3/8 (10.5)	.709 (18.0)	1.417 (36.0)	1.063 (27.0)				
	DR12-35NB	c UL us	1/2 (13.0)	.866 (22.0)	1.654 (42.0)	1.220 (31.0)				
	DR16-35NB	c UL us	5/8 (17.0)	1.102 (28.0)	1.969 (50.0)	1.417 (36.0)				
1/0 A.W.G. 50 mm²	DR6-50NB	c UL us	1/4 (6.5)	.709 (18.0)	1.693 (43.0)	1.339 (34.0)	.630 (16.0)	.591 (15.0)	.433 (11.0)	.071 (1.8)
	DR8-50NB	c UL us	5/16 (8.4)	.709 (18.0)	1.693 (43.0)	1.339 (34.0)				
	DR10-50NB	c UL us	3/8 (10.5)	.709 (18.0)	1.693 (43.0)	1.339 (34.0)				
	DR12-50NB	c UL us	1/2 (13.0)	.866 (22.0)	1.850 (47.0)	1.417 (36.0)				
	DR16-50NB	c UL us	5/8 (17.0)	1.102 (28.0)	2.126 (54.0)	1.575 (40.0)				
2/0 A.W.G. 70 mm²	DR6-70NB	c UL us	1/4 (6.5)	.866 (22.0)	1.929 (49.0)	1.496 (38.0)	.709 (18.0)	.689 (17.5)	.512 (13.0)	.079 (2.0)
	DR8-70NB	c UL us	5/16 (8.4)	.866 (22.0)	1.929 (49.0)	1.496 (38.0)				
	DR10-70NB	c UL us	3/8 (10.5)	.866 (22.0)	1.929 (49.0)	1.496 (38.0)				
	DR12-70NB	c UL us	1/2 (13.0)	.866 (22.0)	1.929 (49.0)	1.496 (38.0)				
	DR16-70NB	c UL us	5/8 (17.0)	1.102 (28.0)	2.205 (56.0)	1.654 (42.0)				
3/0 A.W.G. 95 mm²	DR8-95NB	c UL us	5/16 (8.4)	.945 (24.0)	2.126 (54.0)	1.654 (42.0)	.787 (20.0)	.807 (20.5)	.591 (15.0)	.098 (2.5)
	DR10-95NB	c UL us	3/8 (10.5)	.945 (24.0)	2.126 (54.0)	1.654 (42.0)				
	DR12-95NB	c UL us	1/2 (13.0)	.945 (24.0)	2.126 (54.0)	1.654 (42.0)				
	DR16-95NB	c UL us	5/8 (17.0)	1.102 (28.0)	2.283 (58.0)	1.732 (44.0)				
4/0 A.W.G. 120 mm²	DR8-120NB	c UL us	5/16 (8.4)	.945 (24.0)	2.205 (56.0)	1.732 (44.0)	.866 (22.0)	.906 (23.0)	.650 (16.5)	.118 (3.0)
	DR10-120NB	c UL us	3/8 (10.5)	.945 (24.0)	2.205 (56.0)	1.732 (44.0)				
	DR12-120NB	c UL us	1/2 (13.0)	.945 (24.0)	2.205 (56.0)	1.732 (44.0)				
	DR16-120NB	c UL us	5/8 (17.0)	1.102 (28.0)	2.441 (62.0)	1.890 (48.0)				
250/300 MCM 150 mm²	DR10-150NB	c UL us	3/8 (10.5)	1.181 (30.0)	2.559 (65.0)	1.969 (50.0)	.945 (24.0)	1.024 (26.0)	.748 (19.0)	.126 (3.2)
	DR12-150NB	c UL us	1/2 (13.0)	1.181 (30.0)	2.559 (65.0)	1.969 (50.0)				
	DR16-150NB	c UL us	5/8 (17.0)	1.181 (30.0)	2.559 (65.0)	1.969 (50.0)				
300/350 MCM 185 mm²	DR10-185NB	c UL us	3/8 (10.5)	1.417 (36.0)	2.677 (68.0)	1.969 (50.0)	1.102 (28.0)	1.134 (28.8)	.827 (21.0)	.138 (3.5)
	DR12-185NB	c UL us	1/2 (13.0)	1.417 (36.0)	2.677 (68.0)	1.969 (50.0)				
	DR16-185NB	c UL us	5/8 (17.0)	1.417 (36.0)	2.677 (68.0)	1.969 (50.0)				
400 MCM 240 mm²	DR10-240NB	c UL us	3/8 (10.5)	1.496 (38.0)	2.953 (75.0)	2.205 (56.0)	1.260 (32.0)	1.272 (32.3)	.925 (23.5)	.157 (4.0)
	DR12-240NB	c UL us	1/2 (13.0)	1.496 (38.0)	2.953 (75.0)	2.205 (56.0)				
	DR16-240NB	c UL us	5/8 (17.0)	1.496 (38.0)	2.953 (75.0)	2.205 (56.0)				

DIN STANDARD
NON-INSULATED SPADE TERMINALS (DIN46234)

1. TERMINAL MATERIAL : COPPER
2. BRAZED SEAM
3. PLATING : ELECTRO TIN PLATED

DS3.5-0.5NB DS4-1NB DS5-2NB DS6-6NB

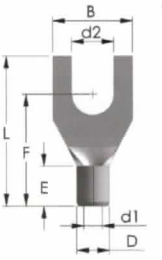

WIRE RANGE AWG / mm²	ITEM NO.	UL	STUD SIZE d2	DIMENSIONS inch (mm)						
				B	L	F	E	D	d1	t
26~22 AWG 0.1~0.5 mm²	DS2-0.5NB	c UL us	#2 (2.2)	.197 (5.0)	.492 (12.5)	.394 (10.0)	.157 (4.0)	.087 (2.2)	.039 (1.0)	.020 (0.5)
	DS2.5-0.5NB	c UL us	#3 (2.7)	.197 (5.0)	.492 (12.5)	.394 (10.0)				
	DS3-0.5NB	c UL us	#4 (3.2)	.197 (5.0)	.492 (12.5)	.394 (10.0)				
	DS3.5-0.5NB	c UL us	#6 (3.7)	.236 (6.0)	.591 (15.0)	.472 (12.0)				
	DS4-0.5NB	c UL us	#8 (4.3)	.256 (6.5)	.598 (15.2)	.472 (12.0)				
	DS5-0.5NB	c UL us	#10 (5.3)	.315 (8.0)	.630 (16.0)	.472 (12.0)				
22~16 AWG 0.5~1.5 mm²	DS2.5-1NB	c UL us	#3 (2.7)	.236 (6.0)	.543 (13.8)	.433 (11.0)	.197 (5.0)	.138 (3.5)	.063 (1.6)	.031 (0.8)
	DS3-1NB	c UL us	#4 (3.2)	.236 (6.0)	.543 (13.8)	.433 (11.0)				
	DS3.5-1NB	c UL us	#6 (3.7)	.236 (6.0)	.543 (13.8)	.433 (11.0)				
	DS4-1NB	c UL us	#8 (4.3)	.315 (8.0)	.622 (15.8)	.472 (12.0)				
	DS5-1NB	c UL us	#10 (5.3)	.394 (10.0)	.701 (17.8)	.512 (13.0)				
	DS6-1NB	c UL us	1/4 (6.5)	.433 (11.0)	.799 (20.3)	.591 (15.0)				
16~14AWG 1.5~2.5 mm²	DS3-2NB	c UL us	#4 (3.2)	.236 (6.0)	.543 (13.8)	.433 (11.0)	.197 (5.0)	.161 (4.1)	.091 (2.3)	.031 (0.8)
	DS3.5-2NB	c UL us	#6 (3.7)	.236 (6.0)	.543 (13.8)	.433 (11.0)				
	DS4-2NB	c UL us	#8 (4.3)	.315 (8.0)	.622 (15.8)	.472 (12.0)				
	DS5-2NB	c UL us	#10 (5.3)	.394 (10.0)	.740 (18.8)	.551 (14.0)				
	DS6-2NB	c UL us	1/4 (6.5)	.433 (11.0)	.839 (21.3)	.630 (16.0)				
	DS8-2NB	c UL us	5/16 (8.4)	.551 (14.0)	.937 (23.8)	.669 (17.0)				
12~10AWG 4~6 mm²	DS4-6NB	c UL us	#8 (4.3)	.315 (8.0)	.709 (18.0)	.551 (14.0)	.236 (6.0)	.228 (5.8)	.142 (3.6)	.039 (1.0)
	DS5-6NB	c UL us	#10 (5.3)	.394 (10.0)	.787 (20.0)	.591 (15.0)				
	DS6-6NB	c UL us	1/4 (6.5)	.433 (11.0)	.846 (21.5)	.630 (16.0)				
	DS8-6NB	c UL us	5/16 (8.4)	.551 (14.0)	1.024 (26.0)	.748 (19.0)				

DIN STANDARD
NON-INSULATED PIN TERMINALS (DIN46230)

1. TERMINAL MATERIAL : COPPER
2. BRAZED SEAM
3.PLATING : ELECTRO TIN PLATED

DPT10-1NB DPT12-2NB DPT13-6NB

WIRE RANGE AWG / mm²	ITEM NO.	UL	DIMENSIONS inch (mm)						
			B	L	F	E	D	d1	t
22~16 AWG 0.5~1.5 mm²	DPT8-1NB	c UL us	.075 (1.9)	.531 (13.5)	.236 (6.0)	.197 (5.0)	.138 (3.5)	.063 (1.6)	.031 (0.8)
	DPT10-1NB	c UL us		.610 (15.5)	.315 (8.0)				
	DPT12-1NB			.689 (17.5)	.394 (10.0)				
	DPT13-1NB	c UL us		.728 (18.5)	.433 (11.0)				
	DPT17-1NB	c UL us		.886 (22.5)	.591 (15.0)				
16~14AWG 1.5~2.5 mm²	DPT8-2NB	c UL us	.075 (1.9)	.531 (13.5)	.236 (6.0)	.197 (5.0)	.161 (4.1)	.091 (2.3)	.031 (0.8)
	DPT9-2NB	c UL us		.571 (14.5)	.276 (7.0)				
	DPT10-2NB	c UL us		.610 (15.5)	.315 (8.0)				
	DPT12-2NB	c UL us		.689 (17.5)	.394 (10.0)				
	DPT13-2NB	c UL us		.728 (18.5)	.433 (11.0)				
	DPT17-2NB	c UL us		.886 (22.5)	.591 (15.0)				
	DPT18-2NB	c UL us		.925 (23.5)	.630 (16.0)				
12~10AWG 4~6 mm²	DPT10-6NB	c UL us	.106 (2.7)	.650 (16.5)	.315 (8.0)	.236 (6.0)	.228 (5.8)	.142 (3.6)	.039 (1.0)
	DPT12-6NB			.728 (18.5)	.394 (10.0)				
	DPT13-6NB	c UL us		.768 (19.5)	.433 (11.0)				
	DPT17-6NB	c UL us		.925 (23.5)	.591 (15.0)				

DIN STANDARD NON-INSULATED BUTT CONNECTORS (DIN46341)

1. TERMINAL MATERIAL : COPPER TUBE
2. PLATING : ELECTRO TIN PLATED

~~~ COPPER TUBE ~~~

DBCT0.5N DBCT1N DBCT2N DBCT6N DBCT10N DBCT16N



WIRE RANGE AWG / mm²	ITEM NO.	UL	DIMENSIONS inch (mm)			
			L	d	D	t
26~22 AWG 0.1~0.5 mm²	DBCT0.5N		.472 (12.0)	.039 (1.0)	.079 (2.0)	.016 (0.4)
22~16 AWG 0.5~1.5 mm²	DBCT1N		.591 (15.0)	.063 (1.6)	.130 (3.3)	.030 (0.75)
16~14 AWG 1.5~2.5 mm²	DBCT2N		.591 (15.0)	.091 (2.3)	.157 (4.0)	.031 (0.8)
12~10 AWG 4~6 mm²	DBCT6N		.591 (15.0)	.142 (3.6)	.217 (5.5)	.035 (0.9)
8 AWG 10 mm²	DBCT10N	c UL us	.787 (20.0)	.177 (4.5)	.276 (7.0)	.043 (1.1)
6 AWG 16 mm²	DBCT16N	c UL us	.906 (23.0)	.228 (5.8)	.335 (8.5)	.047 (1.2)

DIN STANDARD NON-INSULATED PARALLEL CONNECTORS (DIN46341)

1. TERMINAL MATERIAL : COPPER TUBE
2. PLATING : ELECTRO TIN PLATED

~~~ COPPER TUBE ~~~

DP1N DP2N DP6N

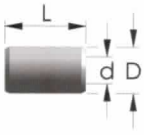

WIRE RANGE AWG / mm²	ITEM NO.	DIMENSIONS inch (mm)			
		L	d	D	t
22~16 AWG 0.5~1.5 mm²	DP1N	.276 (7.0)	.063 (1.6)	.130 (3.3)	.030 (0.75)
16~14 AWG 1.5~2.5 mm²	DP2N		.091 (2.3)	.157 (4.0)	.031 (0.8)
12~10 AWG 4~6 mm²	DP6N		.142 (3.6)	.217 (5.5)	.035 (0.9)

DIN STANDARD PVC INSULATED RING TERMINALS (DIN46237)

1. MAXIMUM ELECTRICAL RATING : 600 VOLTS
2. MAXIMUM TEMPERATURE : 75˚C
3. TERMINAL MATERIAL : COPPER
4. BRAZED SEAM
5. PLATING : ELECTRO TIN PLATED
6. INSULATION MATERIAL : VINYL (PVC)

WIRE RANGE AWG / mm²	ITEM NO.	UL	STUD SIZE d2	DIMENSIONS inch (mm)						
				B	L	F	E	D	d1	t
22~16 AWG 0.5~1.5 mm²	DR2.5-1BV	c UL us	#3 (2.7)	.236 (6.0)	.748 (19.0)	.630 (16.0)	.394 (10.0)	.161 (4.1)	.063 (1.6)	.031 (0.8)
	DR3-1BV	c UL us	#4 (3.2)	.236 (6.0)	.748 (19.0)	.630 (16.0)				
	DR3.5-1BV	c UL us	#6 (3.7)	.236 (6.0)	.748 (19.0)	.630 (16.0)				
	DR4-1BV	c UL us	#8 (4.3)	.315 (8.0)	.827 (21.0)	.669 (17.0)				
	DR5-1BV	c UL us	#10 (5.3)	.394 (10.0)	.906 (23.0)	.709 (18.0)				
	DR6-1BV	c UL us	1/4 (6.5)	.433 (11.0)	1.004 (25.5)	.787 (20.0)				
	DR8-1BV	c UL us	5/16 (8.4)	.551 (14.0)	1.102 (28.0)	.827 (21.0)				
	DR10-1BV	c UL us	3/8 (10.5)	.709 (18.0)	1.260 (32.0)	.906 (23.0)				
16~14 AWG 1.5~2.5 mm²	DR3-2BV	c UL us	#4 (3.2)	.236 (6.0)	.748 (19.0)	.630 (16.0)	.394 (10.0)	.177 (4.5)	.091 (2.3)	.031 (0.8)
	DR3.5-2BV	c UL us	#6 (3.7)	.236 (6.0)	.748 (19.0)	.630 (16.0)				
	DR4-2BV	c UL us	#8 (4.3)	.315 (8.0)	.827 (21.0)	.669 (17.0)				
	DR5-2BV	c UL us	#10 (5.3)	.394 (10.0)	.945 (24.0)	.748 (19.0)				
	DR6-2BV	c UL us	1/4 (6.5)	.433 (11.0)	1.043 (26.5)	.827 (21.0)				
	DR8-2BV	c UL us	5/16 (8.4)	.551 (14.0)	1.142 (29.0)	.866 (22.0)				
	DR10-2BV	c UL us	3/8 (10.5)	.709 (18.0)	1.260 (32.0)	.906 (23.0)				
12~10 AWG 4~6 mm²	DR4-6BV	c UL us	#8 (4.3)	.315 (8.0)	.965 (24.5)	.807 (20.5)	.492 (12.5)	.256 (6.5)	.142 (3.6)	.039 (1.0)
	DR5-6BV	c UL us	#10 (5.3)	.394 (10.0)	1.043 (26.5)	.846 (21.5)				
	DR6-6BV	c UL us	1/4 (6.5)	.433 (11.0)	1.102 (28.0)	.886 (22.5)				
	DR8-6BV	c UL us	5/16 (8.4)	.551 (14.0)	1.280 (32.5)	1.004 (25.5)				
	DR10-6BV	c UL us	3/8 (10.5)	.709 (18.0)	1.437 (36.5)	1.083 (27.5)				
	DR12-6BV	c UL us	1/2 (13.0)	.748 (19.0)	1.673 (42.5)	1.299 (33.0)				

DIN STANDARD NYLON INSULATED RING TERMINALS (DIN46237)

MAXIMUM TEMPERATURE : 105˚C

INSULATION MATERIAL : EASY ENTRY NYLON

WIRE RANGE AWG / mm²	ITEM NO.	UL	STUD SIZE d2	DIMENSIONS inch (mm)						
				B	L	F	E	D	d1	t
26~22 AWG 0.1~0.5 mm²	DR2-0.5BA		#2 (2.2)	.197 (5.0)	.650 (16.5)	.551 (14.0)	.315 (8.0)	.094 (2.4)	.039 (1.0)	.020 (0.5)
	DR2.5-0.5BA		#3 (2.7)	.197 (5.0)	.650 (16.5)	.551 (14.0)				
	DR3-0.5BA		#4 (3.2)	.197 (5.0)	.650 (16.5)	.551 (14.0)				
	DR3.5-0.5BA		#6 (3.7)	.236 (6.0)	.748 (19.0)	.630 (16.0)				
	DR4-0.5BA		#8 (4.3)	.256 (6.5)	.756 (19.2)	.630 (16.0)				
	DR5-0.5BA		#10 (5.3)	.315 (8.0)	.787 (20.0)	.630 (16.0)				
22~16 AWG 0.5~1.5 mm²	DR2.5-1BA	c UL us	#3 (2.7)	.236 (6.0)	.787 (20.0)	.669 (17.0)	.433 (11.0)	.161 (4.1)	.063 (1.6)	.031 (0.8)
	DR3-1BA	c UL us	#4 (3.2)	.236 (6.0)	.787 (20.0)	.669 (17.0)				
	DR3.5-1BA	c UL us	#6 (3.7)	.236 (6.0)	.787 (20.0)	.669 (17.0)				
	DR4-1BA	c UL us	#8 (4.3)	.315 (8.0)	.866 (22.0)	.709 (18.0)				
	DR5-1BA	c UL us	#10 (5.3)	.394 (10.0)	.945 (24.0)	.748 (19.0)				
	DR6-1BA	c UL us	1/4 (6.5)	.433 (11.0)	1.043 (26.5)	.827 (21.0)				
	DR8-1BA	c UL us	5/16 (8.4)	.551 (14.0)	1.142 (29.0)	.866 (22.0)				
	DR10-1BA	c UL us	3/8 (10.5)	.709 (18.0)	1.299 (33.0)	.945 (24.0)				
16~14 AWG 1.5~2.5 mm²	DR3-2BA	c UL us	#4 (3.2)	.236 (6.0)	.787 (20.0)	.669 (17.0)	.433 (11.0)	.177 (4.5)	.091 (2.3)	.031 (0.8)
	DR3.5-2BA	c UL us	#6 (3.7)	.236 (6.0)	.787 (20.0)	.669 (17.0)				
	DR4-2BA	c UL us	#8 (4.3)	.315 (8.0)	.866 (22.0)	.709 (18.0)				
	DR5-2BA	c UL us	#10 (5.3)	.394 (10.0)	.984 (25.0)	.787 (20.0)				
	DR6-2BA	c UL us	1/4 (6.5)	.433 (11.0)	1.083 (27.5)	.866 (22.0)				
	DR8-2BA	c UL us	5/16 (8.4)	.551 (14.0)	1.181 (30.0)	.906 (23.0)				
	DR10-2BA	c UL us	3/8 (10.5)	.709 (18.0)	1.299 (33.0)	.945 (24.0)				
12~10 AWG 4~6 mm²	DR4-6BA	c UL us	#8 (4.3)	.315 (8.0)	.984 (25.0)	.827 (21.0)	.512 (13.0)	.256 (6.5)	.142 (3.6)	.039 (1.0)
	DR5-6BA	c UL us	#10 (5.3)	.394 (10.0)	1.063 (27.0)	.866 (22.0)				
	DR6-6BA	c UL us	1/4 (6.5)	.433 (11.0)	1.122 (28.5)	.906 (23.0)				
	DR8-6BA	c UL us	5/16 (8.4)	.551 (14.0)	1.299 (33.0)	1.024 (26.0)				
	DR10-6BA	c UL us	3/8 (10.5)	.709 (18.0)	1.457 (37.0)	1.102 (28.0)				
	DR12-6BA	c UL us	1/2 (13.0)	.748 (19.0)	1.693 (43.0)	1.319 (33.5)				

DOUBLE CRIMP DIN STANDARD
PVC INSULATED RING TERMINALS ~~~EASY ENTRY SLEEVE~~~

1. MAXIMUM ELECTRICAL RATING : 600 VOLTS
2. MAXIMUM TEMPERATURE : 105˚C
3. TERMINAL MATERIAL : COPPER
4. PLATING : ELECTRO TIN PLATED
5. REINFORCEMENT SLEEVE : C TYPE SLEEVE
6. INSULATION MATERIAL : VINYL (PVC)

3 pcs design

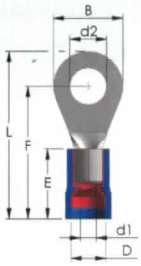

WIRE RANGE AWG / mm²	ITEM NO.	UL	STUD SIZE d2	DIMENSIONS inch (mm) B	L	F	E	D	d1	t
22~16 AWG 0.5~1.5 mm²	DR2.5-1VC	c UL us	#3 (2.7)	.236 (6.0)	.748 (19.0)	.630 (16.0)	.394 (10.0)	.177 (4.5)	.063 (1.6)	.031 (0.8)
	DR3-1VC	c UL us	#4 (3.2)	.236 (6.0)	.748 (19.0)	.630 (16.0)				
	DR3.5-1VC	c UL us	#6 (3.7)	.236 (6.0)	.748 (19.0)	.630 (16.0)				
	DR4-1VC	c UL us	#8 (4.3)	.315 (8.0)	.827 (21.0)	.669 (17.0)				
	DR5-1VC	c UL us	#10 (5.3)	.394 (10.0)	.906 (23.0)	.709 (18.0)				
	DR6-1VC	c UL us	1/4 (6.5)	.433 (11.0)	1.004 (25.5)	.787 (20.0)				
	DR8-1VC	c UL us	5/16 (8.4)	.551 (14.0)	1.102 (28.0)	.827 (21.0)				
	DR10-1VC	c UL us	3/8 (10.5)	.709 (18.0)	1.260 (32.0)	.906 (23.0)				
16~14 AWG 1.5~2.5 mm²	DR3-2VC	c UL us	#4 (3.2)	.236 (6.0)	.748 (19.0)	.630 (16.0)	.394 (10.0)	.197 (5.0)	.091 (2.3)	.031 (0.8)
	DR3.5-2VC	c UL us	#6 (3.7)	.236 (6.0)	.748 (19.0)	.630 (16.0)				
	DR4-2VC	c UL us	#8 (4.3)	.315 (8.0)	.827 (21.0)	.669 (17.0)				
	DR5-2VC	c UL us	#10 (5.3)	.394 (10.0)	.945 (24.0)	.748 (19.0)				
	DR6-2VC	c UL us	1/4 (6.5)	.433 (11.0)	1.043 (26.5)	.827 (21.0)				
	DR8-2VC	c UL us	5/16 (8.4)	.551 (14.0)	1.142 (29.0)	.866 (22.0)				
	DR10-2VC	c UL us	3/8 (10.5)	.709 (18.0)	1.260 (32.0)	.906 (23.0)				
12~10 AWG 4~6 mm²	DR4-6VC	c UL us	#8 (4.3)	.315 (8.0)	.984 (25.0)	.827 (21.0)	.512 (13.0)	.268 (6.8)	.142 (3.6)	.039 (1.0)
	DR5-6VC	c UL us	#10 (5.3)	.394 (10.0)	1.063 (27.0)	.866 (22.0)				
	DR6-6VC	c UL us	1/4 (6.5)	.433 (11.0)	1.122 (28.5)	.906 (23.0)				
	DR8-6VC	c UL us	5/16 (8.4)	.551 (14.0)	1.299 (33.0)	1.024 (26.0)				
	DR10-6VC	c UL us	3/8 (10.5)	.709 (18.0)	1.457 (37.0)	1.102 (28.0)				
	DR12-6VC	c UL us	1/2 (13.0)	.748 (19.0)	1.693 (43.0)	1.319 (33.5)				

DIN STANDARD
NYLON-INSULATED RING TERMINALS (DIN 46237)

1. MAXIMUM ELECTRICAL RATING : 600 VOLTS
2. MAXIMUM TEMPERATURE : 105˚C
3. TERMINAL MATERIAL : COPPER
4. BRAZED SEAM
5. PLATING
6. INSULATION MATERIAL : EASY ENTRY NYLON

2 pcs design

WIRE RANGE AWG / mm²	ITEM NO.	STUD SIZE d2	DIMENSIONS inch (mm) B	L	F	E	D	d1	t
8 A.W.G. 10 mm²	DR5-10BA	#10 (5.3)	.394 (10.0)	1.142 (29.0)	.945 (24.0)	.630 (16.0)	.315 (8.0)	.177 (4.5)	.043 (1.1)
	DR6-10BA	1/4 (6.5)	.433 (11.0)	1.201 (30.5)	.984 (25.0)				
	DR8-10BA	5/16 (8.4)	.551 (14.0)	1.398 (35.5)	1.102 (28.0)				
	DR10-10BA	3/8 (10.5)	.709 (18.0)	1.496 (38.0)	1.142 (29.0)				
	DR12-10BA	1/2 (13.0)	.866 (22.0)	1.654 (42.0)	1.220 (31.0)				
6 A.W.G. 16 mm²	DR5-16BA	#10 (5.3)	.433 (11.0)	1.457 (37.0)	1.240 (31.5)	.846 (21.5)	.433 (11.0)	.228 (5.8)	.047 (1.2)
	DR6-16BA	1/4 (6.5)	.433 (11.0)	1.457 (37.0)	1.240 (31.5)				
	DR8-16BA	5/16 (8.4)	.551 (14.0)	1.594 (40.5)	1.319 (33.5)				
	DR10-16BA	3/8 (10.5)	.709 (18.0)	1.752 (44.5)	1.398 (35.5)				
	DR12-16BA	1/2 (13.0)	.866 (22.0)	1.909 (48.5)	1.476 (37.5)				
4 A.W.G. 25 mm²	DR5-25BA	#10 (5.3)	.472 (12.0)	1.732 (44.0)	1.496 (38.0)	.945 (24.0)	.512 (13.0)	.295 (7.5)	.059 (1.5)
	DR6-25BA	1/4 (6.5)	.472 (12.0)	1.732 (44.0)	1.496 (38.0)				
	DR8-25BA	5/16 (8.4)	.630 (16.0)	1.811 (46.0)	1.496 (38.0)				
	DR10-25BA	3/8 (10.5)	.709 (18.0)	1.890 (48.0)	1.535 (39.0)				
	DR12-25BA	1/2 (13.0)	.866 (22.0)	2.165 (55.0)	1.732 (44.0)				
	DR16-25BA	5/8 (17.0)	1.102 (28.0)	2.441 (62.0)	1.890 (48.0)				
2 A.W.G. 35 mm²	DR6-35BA	1/4 (6.5)	.591 (15.0)	1.909 (48.5)	1.614 (41.0)	1.063 (27.0)	.571 (14.5)	.354 (9.0)	.063 (1.6)
	DR8-35BA	5/16 (8.4)	.630 (16.0)	1.929 (49.0)	1.614 (41.0)				
	DR10-35BA	3/8 (10.5)	.709 (18.0)	2.008 (51.0)	1.654 (42.0)				
	DR12-35BA	1/2 (13.0)	.866 (22.0)	2.244 (57.0)	1.811 (46.0)				
	DR16-35BA	5/8 (17.0)	1.102 (28.0)	2.559 (65.0)	2.008 (51.0)				

DIN STANDARD
PVC INSULATED SPADE TERMINALS (DIN 46237)

1. MAXIMUM ELECTRICAL RATING : 600 VOLTS
2. MAXIMUM TEMPERATURE : 75°C
3. TERMINAL MATERIAL : COPPER
4. BRAZED SEAM
5. PLATING : ELECTRO TIN PLATED
6. INSULATION MATERIAL : VINYL (PVC)

2 pcs design



WIRE RANGE AWG / mm²	ITEM NO.	UL	STUD SIZE d2	DIMENSIONS inch (mm)						
				B	L	F	E	D	d1	t
22~16 AWG 0.5~1.5 mm²	DS2.5-1BV	c UL us	#3 (2.7)	.236 (6.0)	.740 (18.8)	.630 (16.0)	.394 (10.0)	.161 (4.1)	.063 (1.6)	.031 (0.8)
	DS3-1BV	c UL us	#4 (3.2)	.236 (6.0)	.740 (18.8)	.630 (16.0)				
	DS3.5-1BV	c UL us	#6 (3.7)	.236 (6.0)	.740 (18.8)	.630 (16.0)				
	DS4-1BV	c UL us	#8 (4.3)	.315 (8.0)	.819 (20.8)	.669 (17.0)				
	DS5-1BV	c UL us	#10 (5.3)	.394 (10.0)	.898 (22.8)	.709 (18.0)				
	DS6-1BV	c UL us	1/4 (6.5)	.433 (11.0)	.996 (25.3)	.787 (20.0)				
16~14 AWG 1.5~2.5 mm²	DS3-2BV	c UL us	#4 (3.2)	.236 (6.0)	.740 (18.8)	.630 (16.0)	.394 (10.0)	.177 (4.5)	.091 (2.3)	.031 (0.8)
	DS3.5-2BV	c UL us	#6 (3.7)	.236 (6.0)	.740 (18.8)	.630 (16.0)				
	DS4-2BV	c UL us	#8 (4.3)	.315 (8.0)	.819 (20.8)	.669 (17.0)				
	DS5-2BV	c UL us	#10 (5.3)	.394 (10.0)	.937 (23.8)	.748 (19.0)				
	DS6-2BV	c UL us	1/4 (6.5)	.433 (11.0)	1.035 (26.3)	.827 (21.0)				
	DS8-2BV	c UL us	5/16 (8.4)	.551 (14.0)	1.134 (28.8)	.866 (22.0)				
12~10 AWG 4~6 mm²	DS4-6BV	c UL us	#8 (4.3)	.315 (8.0)	.945 (24.0)	.807 (20.5)	.492 (12.5)	.256 (6.5)	.142 (3.6)	.039 (1.0)
	DS5-6BV	c UL us	#10 (5.3)	.394 (10.0)	1.024 (26.0)	.846 (21.5)				
	DS6-6BV	c UL us	1/4 (6.5)	.433 (11.0)	1.083 (27.5)	.886 (22.5)				
	DS8-6BV	c UL us	5/16 (8.4)	.551 (14.0)	1.260 (32.0)	1.004 (25.5)				

DIN STANDARD
NYLON INSULATED SPADE TERMINALS (DIN 46237)

1. MAXIMUM ELECTRICAL RATING : 600 VOLTS
2. MAXIMUM TEMPERATURE : 105°C
3. TERMINAL MATERIAL : COPPER
4. BRAZED SEAM
5. PLATING : ELECTRO TIN PLATED
6. INSULATION MATERIAL : EASY ENTRY NYLON

2 pcs design

WIRE RANGE AWG / mm²	ITEM NO.	UL	STUD SIZE d2	DIMENSIONS inch (mm)						
				B	L	F	E	D	d1	t
26~22 AWG 0.1~0.5 mm²	DS2-0.5BA		#2 (2.2)	.197 (5.0)	.650 (16.5)	.551 (14.0)	.315 (8.0)	.094 (2.4)	.039 (1.0)	.020 (0.5)
	DS2.5-0.5BA		#3 (2.7)	.197 (5.0)	.650 (16.5)	.551 (14.0)				
	DS3-0.5BA		#4 (3.2)	.197 (5.0)	.650 (16.5)	.551 (14.0)				
	DS3.5-0.5BA		#6 (3.7)	.236 (6.0)	.748 (19.0)	.630 (16.0)				
	DS4-0.5BA		#8 (4.3)	.256 (6.5)	.756 (19.2)	.630 (16.0)				
	DS5-0.5BA		#10 (5.3)	.315 (8.0)	.787 (20.0)	.630 (16.0)				
22~16 AWG 0.5~1.5 mm²	DS2.5-1BA	c UL us	#3 (2.7)	.236 (6.0)	.787 (20.0)	.669 (17.0)	.433 (11.0)	.161 (4.1)	.063 (1.6)	.031 (0.8)
	DS3-1BA	c UL us	#4 (3.2)	.236 (6.0)	.787 (20.0)	.669 (17.0)				
	DS3.5-1BA	c UL us	#6 (3.7)	.236 (6.0)	.787 (20.0)	.669 (17.0)				
	DS4-1BA	c UL us	#8 (4.3)	.315 (8.0)	.866 (22.0)	.709 (18.0)				
	DS5-1BA	c UL us	#10 (5.3)	.394 (10.0)	.945 (24.0)	.748 (19.0)				
	DS6-1BA	c UL us	1/4 (6.5)	.433 (11.0)	1.043 (26.5)	.827 (21.0)				
16~14 AWG 1.5~2.5 mm²	DS3-2BA	c UL us	#4 (3.2)	.236 (6.0)	.787 (20.0)	.669 (17.0)	.433 (11.0)	.177 (4.5)	.091 (2.3)	.031 (0.8)
	DS3.5-2BA	c UL us	#6 (3.7)	.236 (6.0)	.787 (20.0)	.669 (17.0)				
	DS4-2BA	c UL us	#8 (4.3)	.315 (8.0)	.866 (22.0)	.709 (18.0)				
	DS5-2BA	c UL us	#10 (5.3)	.394 (10.0)	.984 (25.0)	.787 (20.0)				
	DS6-2BA	c UL us	1/4 (6.5)	.433 (11.0)	1.083 (27.5)	.866 (22.0)				
	DS8-2BA	c UL us	5/16 (8.4)	.551 (14.0)	1.181 (30.0)	.906 (23.0)				
12~10 AWG 4~6 mm²	DS4-6BA	c UL us	#8 (4.3)	.315 (8.0)	.984 (25.0)	.827 (21.0)	.512 (13.0)	.256 (6.5)	.142 (3.6)	.039 (1.0)
	DS5-6BA	c UL us	#10 (5.3)	.394 (10.0)	1.063 (27.0)	.866 (22.0)				
	DS6-6BA	c UL us	1/4 (6.5)	.433 (11.0)	1.122 (28.5)	.906 (23.0)				
	DS8-6BA	c UL us	5/16 (8.4)	.551 (14.0)	1.299 (33.0)	1.024 (26.0)				

DOUBLE CRIMP DIN STANDARD
PVC INSULATED SPADE TERMINALS

~~~ EASY ENTRY SLEEVE ~~~

1. MAXIMUM ELECTRICAL RATING : 600 VOLTS
2. MAXIMUM TEMPERATURE : 105˚C
3. TERMINAL MATERIAL : COPPER
4. PLATING : ELECTRO TIN PLATED
5. REINFORCEMENT SLEEVE : C TYPE SLEEVE
6. INSULATION MATERIAL : VINYL (PVC)

3 pcs design

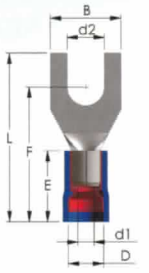

WIRE RANGE AWG / mm²	ITEM NO.	UL	STUD SIZE d2	DIMENSIONS inch (mm)						
				B	L	F	E	D	d1	t
22~16 AWG 0.5~1.5 mm²	DS2.5-1VC	c UL us	#3 (2.7)	.236 (6.0)	.748 (19.0)	.630 (16.0)	.394 (10.0)	.177 (4.5)	.063 (1.6)	.031 (0.8)
	DS3-1VC	c UL us	#4 (3.2)	.236 (6.0)	.748 (19.0)	.630 (16.0)				
	DS3.5-1VC	c UL us	#6 (3.7)	.236 (6.0)	.748 (19.0)	.630 (16.0)				
	DS4-1VC	c UL us	#8 (4.3)	.315 (8.0)	.827 (21.0)	.669 (17.0)				
	DS5-1VC	c UL us	#10 (5.3)	.394 (10.0)	.906 (23.0)	.709 (18.0)				
	DS6-1VC	c UL us	1/4 (6.5)	.433 (11.0)	1.004 (25.5)	.787 (20.0)				
16~14 AWG 1.5~2.5 mm²	DS3-2VC	c UL us	#4 (3.2)	.236 (6.0)	.748 (19.0)	.630 (16.0)	.394 (10.0)	.197 (5.0)	.091 (2.3)	.031 (0.8)
	DS3.5-2VC	c UL us	#6 (3.7)	.236 (6.0)	.748 (19.0)	.630 (16.0)				
	DS4-2VC	c UL us	#8 (4.3)	.315 (8.0)	.827 (21.0)	.669 (17.0)				
	DS5-2VC	c UL us	#10 (5.3)	.394 (10.0)	.945 (24.0)	.748 (19.0)				
	DS6-2VC	c UL us	1/4 (6.5)	.433 (11.0)	1.043 (26.5)	.827 (21.0)				
	DS8-2VC	c UL us	5/16 (8.4)	.551 (14.0)	1.142 (29.0)	.866 (22.0)				
12~10 AWG 4~6 mm²	DS4-6VC	c UL us	#8 (4.3)	.315 (8.0)	.984 (25.0)	.827 (21.0)	.512 (13.0)	.268 (6.8)	.142 (3.6)	.039 (1.0)
	DS5-6VC	c UL us	#10 (5.3)	.394 (10.0)	1.063 (27.0)	.866 (22.0)				
	DS6-6VC	c UL us	1/4 (6.5)	.433 (11.0)	1.122 (28.5)	.906 (23.0)				
	DS8-6VC	c UL us	5/16 (8.4)	.551 (14.0)	1.299 (33.0)	1.024 (26.0)				

DIN STANDARD
PVC INSULATED PIN TERMINALS (DIN46231)

1. MAXIMUM ELECTRICAL RATING : 600 VOLTS
2. MAXIMUM TEMPERATURE : 75˚C
3. TERMINAL MATERIAL : COPPER
4. BRAZED SEAM
5. PLATING : ELECTRO TIN PLATED
6. INSULATION MATERIAL : VINYL (PVC)

2 pcs design

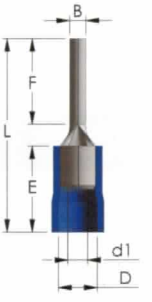

WIRE RANGE AWG / mm²	ITEM NO.	UL	DIMENSIONS inch (mm)						
			B	L	F	E	D	d1	t
22~16 AWG 0.5~1.5 mm²	DPT8-1BV	c UL us	.075 (1.9)	.728 (18.5)	.236 (6.0)	.394 (10.0)	.161 (4.1)	.063 (1.6)	.031 (0.8)
	DPT10-1BV	c UL us		.807 (20.5)	.315 (8.0)				
	DPT12-1BV	c UL us		.886 (22.5)	.394 (10.0)				
	DPT13-1BV	c UL us		.925 (23.5)	.433 (11.0)				
	DPT17-1BV	c UL us		1.083 (27.5)	.591 (15.0)				
16~14 AWG 1.5~2.5 mm²	DPT8-2BV	c UL us	.075 (1.9)	.728 (18.5)	.236 (6.0)	.394 (10.0)	.177 (4.5)	.091 (2.3)	.031 (0.8)
	DPT10-2BV	c UL us		.807 (20.5)	.315 (8.0)				
	DPT12-2BV	c UL us		.886 (22.5)	.394 (10.0)				
	DPT13-2BV	c UL us		.925 (23.5)	.433 (11.0)				
	DPT17-2BV	c UL us		1.083 (27.5)	.591 (15.0)				
12~10 AWG 4~6 mm²	DPT10-6BV	c UL us	.106 (2.7)	.906 (23.0)	.315 (8.0)	.492 (12.5)	.256 (6.5)	.142 (3.6)	.039 (1.0)
	DPT12-6BV	c UL us		.984 (25.0)	.394 (10.0)				
	DPT13-6BV	c UL us		1.024 (26.0)	.433 (11.0)				
	DPT17-6BV	c UL us		1.181 (30.0)	.591 (15.0)				

DIN STANDARD
NYLON INSULATED PIN TERMINALS (DIN46231)

1. MAXIMUM ELECTRICAL RATING : 600 VOLTS
2. MAXIMUM TEMPERATURE : 105˚C
3. TERMINAL MATERIAL : COPPER
4. BRAZED SEAM
5. PLATING : ELECTRO TIN PLATED
6. INSULATION MATERIAL : EASY ENTRY NYLON

2 pcs design



WIRE RANGE AWG / mm²	ITEM NO.	UL	DIMENSIONS inch (mm)						
			B	L	F	E	D	d1	t
22~16 AWG 0.5~1.5 mm²	DPT8-1BA	c UL us	.075 (1.9)	.768 (19.5)	.236 (6.0)	.433 (11.0)	.161 (4.1)	.063 (1.6)	.031 (0.8)
	DPT10-1BA	c UL us		.846 (21.5)	.315 (8.0)				
	DPT12-1BA	c UL us		.925 (23.5)	.394 (10.0)				
	DPT13-1BA	c UL us		.965 (24.5)	.433 (11.0)				
	DPT17-1BA	c UL us		1.122 (28.5)	.591 (15.0)				
16~14 AWG 1.5~2.5 mm²	DPT8-2BA	c UL us	.075 (1.9)	.768 (19.5)	.236 (6.0)	.433 (11.0)	.177 (4.5)	.091 (2.3)	.031 (0.8)
	DPT10-2BA	c UL us		.846 (21.5)	.315 (8.0)				
	DPT12-2BA	c UL us		.925 (23.5)	.394 (10.0)				
	DPT13-2BA	c UL us		.965 (24.5)	.433 (11.0)				
	DPT17-2BA	c UL us		1.122 (28.5)	.591 (15.0)				
12~10 AWG 4~6 mm²	DPT10-6BA	c UL us	.106 (2.7)	.925 (23.5)	.315 (8.0)	.512 (13.0)	.256 (6.5)	.142 (3.6)	.039 (1.0)
	DPT12-6BA	c UL us		1.004 (25.5)	.394 (10.0)				
	DPT13-6BA	c UL us		1.043 (26.5)	.433 (11.0)				
	DPT17-6BA	c UL us		1.201 (30.5)	.591 (15.0)				

DOUBLE CRIMP DIN STANDARD
PVC INSULATED PIN TERMINALS
~~~ EASY ENTRY SLEEVE ~~~

1. MAXIMUM ELECTRICAL RATING : 600 VOLTS
2. MAXIMUM TEMPERATURE : 105˚C
3. TERMINAL MATERIAL : COPPER
4. PLATING : ELECTRO TIN PLATED
5. REINFORCEMENT SLEEVE : C TYPE SLEEVE
6. INSULATION MATERIAL : VINYL (PVC)

3 pcs design

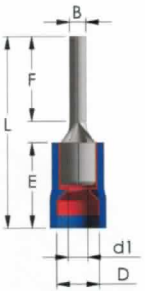

WIRE RANGE AWG / mm²	ITEM NO.	UL	DIMENSIONS inch (mm)						
			B	L	F	E	D	d1	t
22~16 AWG 0.5~1.5 mm²	DPT8-1VC	c UL us	.075 (1.9)	.728 (18.5)	.236 (6.0)	.394 (10.0)	.157 (4.0)	.063 (1.6)	.031 (0.8)
	DPT10-1VC	c UL us		.807 (20.5)	.315 (8.0)				
	DPT12-1VC	c UL us		.886 (22.5)	.394 (10.0)				
	DPT13-1VC	c UL us		.925 (23.5)	.433 (11.0)				
	DPT17-1VC	c UL us		1.083 (27.5)	.591 (15.0)				
16~14 AWG 1.5~2.5 mm²	DPT8-2VC	c UL us	.075 (1.9)	.728 (18.5)	.236 (6.0)	.394 (10.0)	.181 (4.6)	.091 (2.3)	.031 (0.8)
	DPT10-2VC	c UL us		.807 (20.5)	.315 (8.0)				
	DPT12-2VC	c UL us		.886 (22.5)	.394 (10.0)				
	DPT13-2VC	c UL us		.925 (23.5)	.433 (11.0)				
	DPT17-2VC	c UL us		1.083 (27.5)	.591 (15.0)				
12~10 AWG 4~6 mm²	DPT10-6VC	c UL us	.110 (2.8)	.925 (23.5)	.315 (8.0)	.512 (13.0)	.256 (6.5)	.142 (3.6)	.039 (1.0)
	DPT12-6VC	c UL us		1.004 (25.5)	.394 (10.0)				
	DPT13-6VC	c UL us		1.043 (26.5)	.433 (11.0)				
	DPT17-6VC	c UL us		1.201 (30.5)	.591 (15.0)				

HIGH TEMPERATURE TERMINAL

HIGH TEMPERATURE RING TERMINALS

1. TERMINAL MATERIAL : STEEL
2. PLATING : NICKEL PLATING
3. MAXIMUM TEMPERATURE : 482 ˚C (900˚F)

RG1-5N2

RG2-5SN2

RG5-4LN2

RG8-6SN2

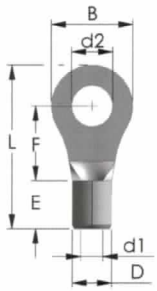

WIRE RANGE AWG / mm²	ITEM NO.	STUD SIZE d2	DIMENSIONS inch (mm)						
			B	L	F	E	D	d1	t
22~16 AWG 0.5~1.5 mm²	RG1-3.5SN2	#6 (3.7)	.217 (5.5)	.461 (11.7)	.157 (4.0)	.197 (5.0)	.134 (3.4)	.063 (1.6)	.031 (0.8)
	RG1-3.5MN2	#6 (3.7)	.260 (6.6)	.575 (14.6)	.248 (6.3)				
	RG1-4SN2	#8 (4.3)	.260 (6.6)	.575 (14.6)	.248 (6.3)				
	RG1-5N2	#10 (5.3)	.315 (8.0)	.630 (16.0)	.276 (7.0)				
	RG1-6N2	1/4 (6.5)	.457 (11.6)	.858 (21.8)	.437 (11.1)				
	RG1-8N2	5/16 (8.4)	.457 (11.6)	.858 (21.8)	.437 (11.1)				
	RG1-10N2	3/8 (10.5)	.535 (13.6)	1.012 (25.7)	.547 (13.9)				
16~14 AWG 1.5~2.5 mm²	RG2-3.5MN2	#6 (3.7)	.260 (6.6)	.571 (14.5)	.248 (6.3)	.197 (5.0)	.161 (4.1)	.091 (2.3)	.031 (0.8)
	RG2-3.5LN2	#6 (3.7)	.335 (8.5)	.669 (17.0)	.307 (7.8)				
	RG2-4XLN2	#8 (4.3)	.374 (9.5)	.669 (17.0)	.287 (7.3)				
	RG2-5SN2	#10 (5.3)	.335 (8.5)	.669 (17.0)	.307 (7.8)				
	RG2-5LN2	#10 (5.3)	.374 (9.5)	.669 (17.0)	.287 (7.3)				
	RG2-6N2	1/4 (6.5)	.472 (12.0)	.866 (22.0)	.433 (11.0)				
	RG2-8N2	5/16 (8.4)	.472 (12.0)	.866 (22.0)	.433 (11.0)				
12~10 AWG 4~6 mm²	RG5-3.5LN2	#6 (3.7)	.374 (9.5)	.748 (19.0)	.327 (8.3)	.236 (6.0)	.220 (5.6)	.134 (3.4)	.039 (1.0)
	RG5-4LN2	#8 (4.3)	.374 (9.5)	.748 (19.0)	.327 (8.3)				
	RG5-5N2	#10 (5.3)	.374 (9.5)	.748 (19.0)	.327 (8.3)				
	RG5-6N2	1/4 (6.5)	.472 (12.0)	.886 (22.5)	.413 (10.5)				
	RG5-8N2	5/16 (8.4)	.591 (15.0)	1.071 (27.2)	.539 (13.7)				
	RG5-10N2	3/8 (10.5)	.591 (15.0)	1.071 (27.2)	.539 (13.7)				
8 AWG 8 mm ²	RG8-6SN2	1/4 (6.5)	.472 (12.0)	.925 (23.5)	.382 (9.7)	.335 (8.5)	.280 (7.1)	.177 (4.5)	.047 (1.2)

HIGH TEMPERATURE SPADE TERMINALS

1. TERMINAL MATERIAL : STEEL
2. PLATING : NICKEL PLATING
3. MAXIMUM TEMPERATURE : 482 ˚C (900˚F)

SG1-5LN2

SG2-5LN2

SG5-5N2

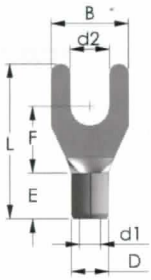

WIRE RANGE AWG / mm²	ITEM NO.	STUD SIZE d2	DIMENSIONS inch (mm)						
			B	L	F	E	D	d1	t
22~16 AWG 0.5~1.5 mm²	SG1-5LN2	#10 (5.3)	.374 (9.5)	.630 (16.0)	.276 (7.0)	.197 (5.0)	.134 (3.4)	.063 (1.6)	.031 (0.8)
16~14 AWG 1.5~2.5 mm²	SG2-5LN2	#10 (5.3)	.374 (9.5)	.669 (17.0)	.287 (7.3)	.197 (5.0)	.161 (4.1)	.091 (2.3)	.031 (0.8)
12~10 AWG 4~6 mm²	SG5-5N2	#10 (5.3)	.374 (9.5)	.736 (18.7)	.295 (7.5)	.236 (6.0)	.220 (5.6)	.134 (3.4)	.039 (1.0)

HIGH TEMPERATURE FEMALE DISCONNECTS

1. TERMINAL MATERIAL : STEEL
2. PLATING : NICKEL PLATING
3. MAXIMUM TEMPERATURE : 482 ˚C (900˚F)

FG1-6.4N2

FG2-4.8N2-8

FG2-6.4N2

FG5-6.4N2

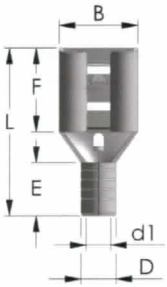

WIRE RANGE AWG / mm²	ITEM NO.	DIMENSIONS inch (mm)						
		B	F	L	E	d1	D	t
22~16 AWG 0.5~1.5 mm²	FG1-6.4N2	.291 (7.4)	.295 (7.5)	.610 (15.5)	.197 (5.0)	.067 (1.7)	.106 (2.7)	.016 (0.4)
16~14 AWG 1.5~2.5 mm²	FG2-4.8N2/8	.228 (5.8)	.260 (6.6)	.551 (14.0)	.197 (5.0)	.091 (2.3)	.130 (3.3)	.014 (0.35)
16~14 AWG 1.5~2.5 mm²	FG2-6.4N2	.291 (7.4)	.295 (7.5)	.610 (15.5)	.197 (5.0)	.091 (2.3)	.130 (3.3)	.016 (0.4)
12~10 AWG 4~6 mm²	FG5-6.4N2	.291 (7.4)	.295 (7.5)	.650 (16.5)	.236 (6.0)	.138 (3.5)	.177 (4.5)	.016 (0.4)

HIGH TEMPERATURE FLAGE DISCONNECTS

1. TERMINAL MATERIAL : STEEL
2. PLATING : NICKEL PLATING
3. MAXIMUM TEMPERATURE : 482 ˚C (900˚F)

FLG2-6.4N2

FLG5-6.4N2

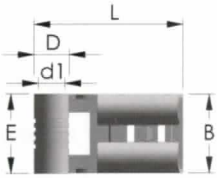

WIRE RANGE AWG / mm²	ITEM NO.	DIMENSIONS inch (mm)					
		B	L	E	d1	D	t
16~14 AWG 1.5~2.5 mm²	FLG2-6.4N2	.291 (7.4)	.551 (14.0)	.287 (7.3)	.091 (2.3)	.130 (3.3)	.018 (0.45)
12~10 AWG 4~6 mm²	FLG5-6.4N2	.291 (7.4)	.583 (14.8)	.354 (9.0)	.157 (4.0)	.189 (4.8)	.018 (0.45)

HIGH TEMPERATURE MALE DISCONNECTS

1. TERMINAL MATERIAL : STEEL
2. PLATING : NICKEL PLATING
3. MAXIMUM TEMPERATURE : 482 ˚C (900˚F)

MFG1-6.4N2

MFG2-6.4N2

MFG5-6.4N2

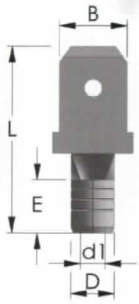

WIRE RANGE AWG / mm²	ITEM NO.	DIMENSIONS inch (mm)					
		B	L	E	d1	D	t
22~16 AWG 0.5~1.5 mm²	MFG1-6.4N2	.250 (6.35)	.693 (17.6)	.197 (5.0)	.063 (1.6)	.134 (3.4)	.031 (0.8)
16~14 AWG 1.5~2.5 mm²	MFG2-6.4N2	.250 (6.35)	.685 (17.4)	.197 (5.0)	.091 (2.3)	.161 (4.1)	.031 (0.8)
12~10 AWG 4~6 mm²	MFG5-6.4N2	.250 (6.35)	.732 (18.6)	.236 (6.0)	.134 (3.4)	.205 (5.2)	.031 (0.8)

HIGH TEMPERATURE BUTT CONNECTORS

1. TERMINAL MATERIAL : STEEL
2. PLATING : NICKEL PLATING
3. MAXIMUM TEMPERATURE : 482 ˚C (900˚F)

BG1N2

BG2N2

BG5N2



WIRE RANGE AWG / mm²	ITEM NO.	DIMENSIONS inch (mm)			
		L	d1	D	t
22~16 AWG 0.5~1.5 mm²	BG1N2	.591 (15.0)	.063 (1.6)	.134 (3.4)	.031 (0.8)
16~14 AWG 1.5~2.5 mm²	BG2N2	.591 (15.0)	.091 (2.3)	.161 (4.1)	.031 (0.8)
12~10 AWG 4~6 mm²	BG5N2	.591 (15.0)	.134 (3.4)	.220 (5.6)	.039 (1.0)

JEESOON

WIRE NUT, CLOSE END CONNECTORS

STRIPPING QUICK SPLICE

WIRE NUT CONNECTORS WITH SPRING INSERT

1. MAXIMUM ELECTRICAL RATING :
   300 VOLTS : WNS1 WNS2
   600 VOLTS : WNS3 WNS4 WNS5
2. MAXIMUM TEMPERATURE : 105˚C
3. INSULATION MATERIAL : PVC

WIRE RANGE AWG / mm²	ITEM NO.	DIMENSIONS inch (mm)			INSULATION COLOR	PACKING Q'TY
		d	D	L		
22 ~ 14 AWG	WNS1	.264 (6.7)	.339 (8.6)	.598 (15.2)	GREY	1000
22 ~ 14 AWG	WNS2	.291 (7.4)	.386 (9.8)	.693 (17.6)	BLUE	
22 ~ 14 AWG	WNS3	.390 (9.9)	.472 (12.0)	.866 (22.0)	ORANGE	500
22 ~ 10 AWG	WNS4	.433 (11.0)	.551 (14.0)	.965 (24.5)	YELLOW	
22 ~ 8 AWG	WNS5	.512 (13.0)	.646 (16.4)	1.043 (26.5)	RED	

CLOSE END CONNECTORS

1. MAXIMUM ELECTRICAL RATING : 300 VOLTS
2. MAXIMUM TEMPERATURE : 105˚C
3. TERMINAL MATERIAL : COPPER
4. PLATING : TIN
5. INSULATION MATERIAL : NYLON

WIRE RANGE AWG / mm²	ITEM NO.	DIMENSIONS inch (mm)				
		B	d	D	F	L
22~16 AWG 1.25 mm²	C 1	.197 (5.0)	.094 (2.4)	.276 (7.0)	.276 (7.0)	.787 (20.0)
16~14 AWG 2.0 mm²	C 2	.220 (5.6)	.122 (3.1)	.299 (7.6)	.276 (7.0)	.791 (20.1)
12~10 AWG 5.5 mm²	C 5	.287 (7.3)	.161 (4.1)	.409 (10.4)	.315 (8.0)	1.004 (25.5)
8 AWG 8.0 mm²	C 8	.366 (9.3)	.209 (5.3)	.472 (12.0)	.335 (8.5)	1.094 (27.8)

T-TAP

1. MAXIMUM ELECTRICAL RATING : 300 VOLTS
2. MAXIMUM TEMPERATURE : 105˚C
3. TERMINAL MATERIAL : BRASS
4. PLATING : TIN
5. INSULATION MATERIAL : NYLON



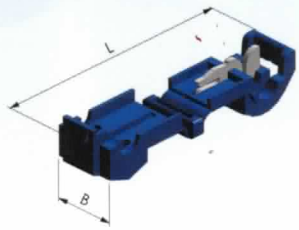

WIRE RANGE AWG / mm²	ITEM NO.	UL	DIMENSIONS inch (mm)			INSULATION COLOR
			B	L	t	
22~18 AWG 0.5~1.0mm²	SPM 1A	c UL us	.374 (9.5)	1.496 (38.0)	.031 (0.8)	RED
18~14 AWG 1.0~2.5 mm²	SPM 2A	c UL us				BLUE
12 AWG 4 mm²	SPM 5A	c UL us				YELLOW

STRIPPING QUICK SPLICE

1. MAXIMUM ELECTRICAL RATING : 600 VOLTS
2. MAXIMUM TEMPERATURE : 105˚C
3. TERMINAL MATERIAL : BRASS
4. INSULATION MATERIAL : PP / NYLON



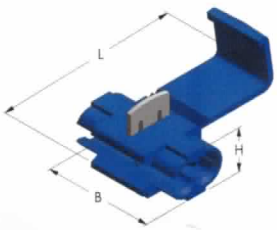

WIRE RANGE AWG / mm²	ITEM NO.		UL	DIMENSIONS inch (mm)				INSULATION COLOR
	PP	NYLON		B	H	L		
22~18 AWG 0.5 ~ 1.0 mm²	SP1	SP1A	c UL us	.787 (20.0)	.315 (8.0)	1.055 (26.8)		RED
18~14 AWG 1.0 ~ 2.5 mm²	SP2	SP2A	c UL us					BLUE
	SP2-W	SP2A-W	c UL us					WHITE
	SP2-D	SP2A-D	c UL us					DARK BLUE
12~10 AWG 4 ~6 mm²	SP5	SP5A	c UL us		.433 (11.0)	1.378 (35.0)		YELLOW

STRIPPING QUICK SPLICE

1. MAXIMUM ELECTRICAL RATING : 600 VOLTS
2. MAXIMUM TEMPERATURE : 105˚C
3. TERMINAL MATERIAL : BRASS
4. PLATING : TIN
5. INSULATION MATERIAL : PP

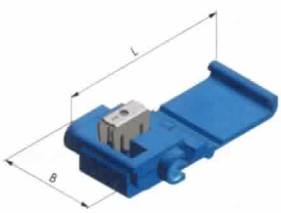

WIRE RANGE AWG / mm²	ITEM NO.	DIMENSIONS inch (mm)			INSULATION COLOR
		B	L	t	
22~18 AWG 0.5 ~ 1.0 mm²	SPW1	.764 (19.4)	1.299 (33.0)	.020 (0.5)	RED
18~16 AWG 1.0 ~ 1.5 mm²	SPW2				BLUE
12~10 AWG 4 mm² 18~14 AWG 0.75-2.5 mm²	SPW521	.831 (21.1)	1.319 (33.5)	.028 (0.7)	BROWN

JEESOON

MYLAR TAPE PRODUCTS AVAILABLE

TO ADD "TP-" PREFIX JEESOON PART NUMBER FOR TAPE PRODUCTS.

EXAMPLE:TP-F1-6.4VQC.

CONTACT US FOR MORE DETAILS.

OPEN BARREL DISCONNECTS

TERMINAL TAB

MATERIAL : BRASS

ITEM NO.	NEMA	DIMENSIONS (mm)			SURFACE	DRAWINGS
		E	L	B		
FL1-6.4N	.032*.250 (0.8*6.4)	7.2	14.0	6.6	2	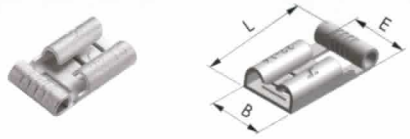
FL2-6.4N	.032*.250 (0.8*6.4)	7.2	14.0	6.6	2	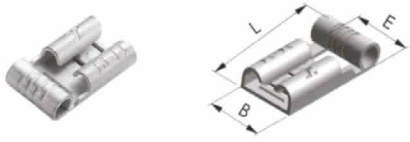
FL5-6.4N	.032*.250 (0.8*6.4)	9.0	14.8	6.6	2	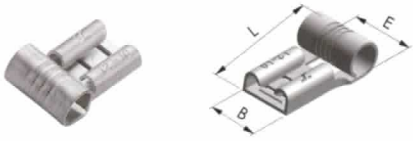
FL250N	.032*.250 (0.8*6.4)	9.4	14.0	6.6	2	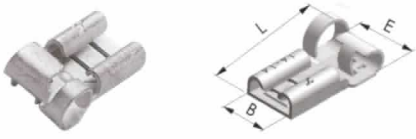
SWA01N	.032*.250 (0.8*6.4)	8.2	14.5	6.6	2	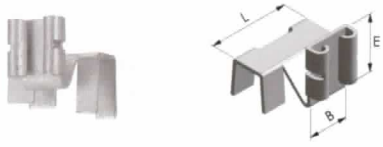
SWA02N	.032*.250 (0.8*6.4)	7.3	11.0	6.6	2	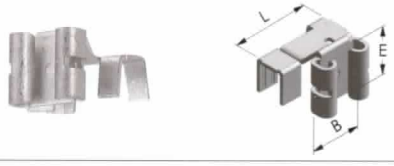
MMF01N	.032*.250 (0.8*6.4)	10.2	6.6	6.3	2	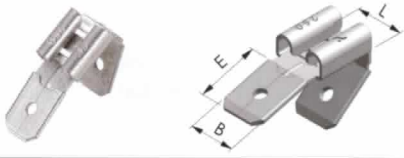
MMF01	.032*.250 (0.8*6.4)	10.2	6.6	6.3	1	
MMF02	.032*.250 (0.8*6.4)	6.3	8.0	6.6	1	
MMF03	.032*.250 (0.8*6.4)	6.3	20.6	6.6	1	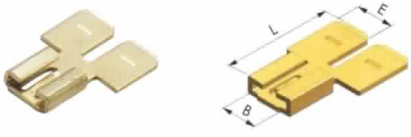

OPEN BARREL DISCONNECTS

TERMINAL MATERIAL : BRASS
CHEMICAL TREATMENT : BRASS FINISH(1)
CHEMICAL TREATMENT : TIN PLATING(2)
LOOSE PIECE PRODUCT : BL
SERIAL PRODUCT : BS

EXAMPLE: F1110N / 5-BL(2)
F1110N / 8-BS(1)

ITEM NO.	NEMA TAB	DIMENSIONS (mm)			SURFACE	DRAWINGS
		L	E	W		
F1110N/5	.020 x .110 (0.5 x 2.8)	15.5	6.5	3.9	1 2	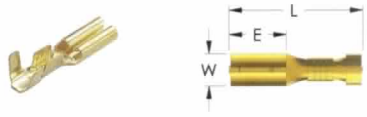
F1110N/8	.032 x .110 (0.8 x 2.8)				1 2	
F1110P/5	.020 x .110 (0.5 x 2.8)	15.5	6.5	3.9	1 2	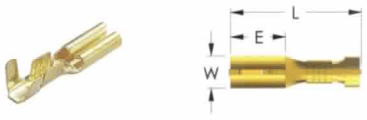
F1110P/8	.032 x .110 (0.8 x 2.8)				1 2	
M1110P/5	.020 x .110 (0.5 x 2.8)	20.7	12	2.83	1 2	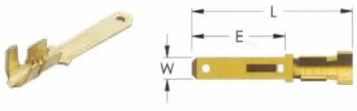
F2187L/5	.020 x .187 (0.5 x 4.8)	15.5	6.3	5.6	1 2	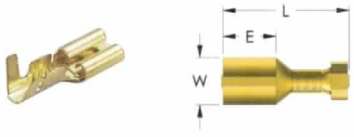
F2187L/8	.032 x .187 (0.8 x 4.8)				1 2	
M2187A/5	.020 x .187 (0.5 x 4.8)	13.8	5.8	4.9	1 2	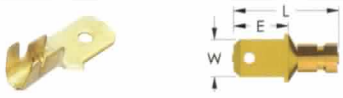
F1250L	.032 x .250 (0.8 x 6.4)	18.7	7.5	7.4	1 2	
F2250L	.032 x .250 (0.8 x 6.4)				1 2	
F2250P	.032 x .250 (0.8 x 6.4)				1 2	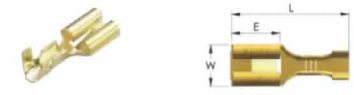
F2250Y	.032 x .250 (0.8 x 6.4)				1 2	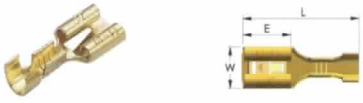
M2250A	.032 x .250 (0.8 x 6.4)	20.3	10.0	6.2	1 2	
M2250P	.032 x .250 (0.8 x 6.4)	24.7	15.6	6.0	1 2	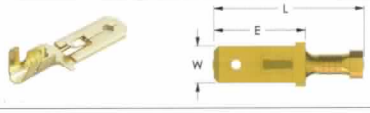

OPEN BARREL DISCONNECTS

TERMINAL MATERIAL : BRASS
CHEMICAL TREATMENT : BRASS FINISH(1)
CHEMICAL TREATMENT : TIN PLATING(2)
LOOSE PIECE PRODUCT : BL
SERIAL PRODUCT : BS
INSULATION MATERIAL : PVC

EXAMPLE : RE2156S-BL(2)
RE2156S-BS(1)

ITEM NO.	DIMENSIONS (mm)			SURFACE	DRAWINGS
	D	L	E		
F1250P	4.0	17.6	7.0	1 2	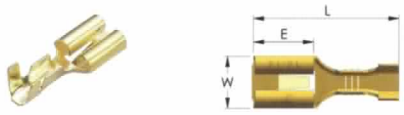
F1250Y	3.5	13.2	7.5	1 2	
RE2156S	4.0	17.6	7.0	1 2	
BD2156S	3.5	13.2	7.5	1 2	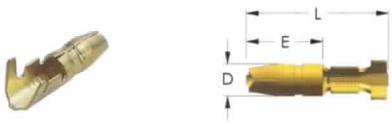
RE2195S	4.7	17.4	6.5	1 2	
BD2195S	4.0	17.5	8.8	1 2	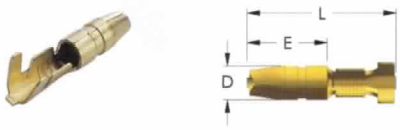
PVC-151	3.5	29.0	7.0	CLEAR VINYL	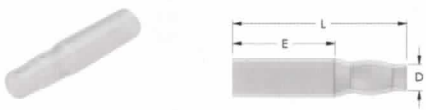
PVC-051	3.5	8.0	/	CLEAR VINYL	
PVC-250	3.5	26.0	11.0	CLEAR VINYL	

PART NO.	FIG.(mm)	MATRIAL	Q'TY/BAG	COLOR	APPLICABLE TERMINAL
2H-M110		NL#66	200 PCS	NATURE GREEN YELLOW BROWN BLUE BLACK RED	x 2
3H-M110		NL#66	200 PCS	NATURE GREEN YELLOW BROWN BLUE BLACK RED	x 3
4H-M110		NL#66	200 PCS	NATURE GREEN YELLOW BROWN BLUE BLACK RED	x 4
6H-M110		NL#66	200 PCS	NATURE GREEN YELLOW BROWN BLUE BLACK RED	x 6
9H-M110		NL#66	200 PCS	NATURE GREEN YELLOW BROWN BLUE BLACK RED	x 9
1H-M250		P.P	200 PCS	NATURE	x 1
2H-M250		P.P	500 PCS	NATURE GREEN BLUE BROWN RED BLACK	x 2
3H-M250		P.P	200 PCS	NATURE GREEN BLACK	x 3
4H-M250		P.P	200 PCS	NATURE GREEN BLUE BROWN RED BLACK	x 4
6H-M250		P.P	100 PCS	NATURE GREEN BLACK	x 6
8H-M250		P.P	100 PCS	NATURE	x 8

PART NO.	FIG.(mm)	MATRIAL	Q'TY/BAG	COLOR	APPLICABLE TERMINAL
2H-F110		NL#66	200 PCS	NATURE GREEN YELLOW BROWN BLUE BLACK RED	x 2
3H-F110		NL#66	200 PCS	NATURE GREEN YELLOW BROWN BLUE BLACK RED	x 3
4H-F110		NL#66	200 PCS	NATURE GREEN YELLOW BROWN BLUE BLACK RED	x 4
6H-F110		NL#66	200 PCS	NATURE GREEN YELLOW BROWN BLUE BLACK RED	x 6
9H-F110		NL#66	200 PCS	NATURE GREEN YELLOW BROWN BLUE BLACK RED	x 9
1H-F250		P.P	200 PCS	NATURE	x 1
2H-F250		P.P	500 PCS	NATURE GREEN BLUE BROWN RED BLACK	x 2
3H-F250		P.P	200 PCS	NATURE GREEN BLACK	x 3
4H-F250		P.P	200 PCS	NATURE GREEN BLUE BROWN RED BLACK	x 4
6H-F250		P.P	100 PCS	NATURE GREEN BLACK	x 6
8H-F250		P.P	100 PCS	NATURE	x 8

ITEM NO.	LENGTH mm (inch)	WIDTH mm (inch)	MAX.DIA. mm (inch)	(MIN.STRENGTH)	
				lbs	kgs
KT-06424	63.7 (2.5")	2.4 (0.09")	11 (0.4")	18	8
KT-07116	71 (2.8")	1.6 (0.06")	11 (0.4")	12	5
KT-07524	75 (3.0")	2.4 (0.09")	15 (0.6")	18	8
KT-08025	80 (3.1")	2.5 (0.10")	16 (0.6")	18	8
KT-09625	96 (3.8")	2.5 (0.10")	21 (0.8")	18	8
KT-10025	100 (3.9")	2.5 (0.10")	22 (0.9")	18	8
KT-10320	103 (4.1")	1.95 (0.08")	22 (0.9")	18	8
KT-12025	120 (4.7")	2.5 (0.10")	28 (1.1")	18	8
KT-12032	120 (4.7")	3.2 (0.13")	27 (1.1")	40	18
KT-12048	120 (4.7")	4.8 (0.19")	27 (1.1")	50	22
KT-12076	120 (4.7")	7.6 (0.30")	22 (0.9")	120	55
KT-14225	142 (5.6")	2.5 (0.10")	35 (1.4")	18	8
KT-14232	142 (5.6")	3.2 (0.13")	34 (1.3")	40	18
KT-15525	155 (6.1")	2.5 (0.10")	39 (1.5")	18	8
KT-15036	150 (5.9")	3.6 (0.14")	36 (1.4")	40	18
KT-15076	150 (5.9")	7.6 (0.30")	32 (1.3")	120	55
KT-16048	160 (6.3")	4.8 (0.19")	39 (1.5")	50	22
KT-16525	165 (6.5")	2.5 (0.10")	43 (1.7")	18	8
KT-18036	180 (7.1")	3.6 (0.14")	46 (1.8")	40	18
KT-19048	190 (7.5")	4.8 (0.19")	49 (1.9")	50	22
KT-20325	203 (8.0")	2.5 (0.10")	55 (2.2")	18	8
KT-20332	203 (8.0")	3.2 (0.13")	53 (2.1")	40	18
KT-20336	203 (8.0")	3.6 (0.14")	52 (2.0")	40	18
KT-20346	203 (8.0")	4.6 (0.18")	52 (2.0")	50	22
KT-20348	203 (8.0")	4.8 (0.19")	52 (2.0")	50	22
KT-20376	203 (8.0")	7.6 (0.30")	52 (2.0")	120	55
KT-24076	240 (9.4")	7.6 (0.30")	61 (2.4")	120	55
KT-25025	250 (9.8")	2.5 (0.10")	80 (3.1")	18	8
KT-25036	250 (9.8")	3.6 (0.14")	68 (2.7")	40	18
KT-25048	250 (9.8")	4.8 (0.19")	68 (2.7")	50	22
KT-26536	265 (10.4")	3.6 (0.14")	73 (2.9")	40	18
KT-28048	280 (11.0")	4.8 (0.19")	77 (3.0")	50	22
KT-28076	280 (11.0")	7.6 (0.30")	74 (2.9")	120	55
KT-29236	292 (11.5")	3.6 (0.14")	82 (3.2")	40	18

CABLE TIES

* MATERIAL : UL APPROVED NYLON 6/6,UL94V-2
（94V-0,UV BLACK,HEAT RESISTANCE AVAILABLE）
* WORKING TEMP. : -40°C TO 85°C



ITEM NO.	LENGTH mm (inch)	WIDTH mm (inch)	MAX.DIA. mm (inch)	(MIN.STRENGTH)	
				lbs	kgs
KT-30025	300 (11.8")	2.5 (0.10")	80 (3.1")	18	8
KT-30048	300 (11.8")	4.8 (0.19")	83 (3.3")	50	22
KT-30076	300 (11.8")	7.6 (0.30")	80 (3.1")	120	55
KT-31048	310 (12.2")	4.8 (0.19")	86 (3.4")	50	22
KT-33036	330 (13.0")	3.6 (0.14")	93 (3.7")	40	18
KT-34076	340 (13.4")	7.6 (0.30")	92 (3.6")	120	55
KT-36836	368 (14.5")	3.6 (0.14")	105 (4.1")	40	18
KT-36848	368 (14.5")	4.8 (0.19")	105 (4.1")	50	22
KT-38064	380 (15.0")	6.4 (0.25")	108 (4.3")	100	45
KT-38076	380 (15.0")	7.6 (0.30")	105 (4.1")	120	45
KT-38080	380 (15.0")	8.0 (0.31")	105 (4.1")	175	80
KT-38548	385 (15.2")	4.8 (0.19")	110 (4.3")	50	22
KT-40025	400 (15.7")	2.5 (0.10")	116 (4.6")	18	8
KT-43248	432 (17.0")	4.8 (0.19")	125 (4.9")	50	22
KT-45048	450 (17.7")	4.8 (0.19")	131 (5.2")	50	22
KT-45080	450 (17.7")	8.0 (0.31")	128 (5.0")	175	80
KT-50048	500 (19.7")	4.8 (0.19")	147 (5.8")	50	22
KT-50080	500 (19.7")	8.0 (0.31")	143 (5.6")	175	80
KT-55048	550 (21.7")	4.8 (0.19")	162 (6.4")	50	22
KT-55013	550 (21.7")	12.7 (0.5")	159 (6.3")	250	114
KT-55080	550 (21.7")	8.0 (0.31")	160 (6.3")	175	80
KT-61048	610 (24.0")	4.8 (0.19")	181 (7.1")	50	22
KT-61090	610 (24.0")	9.0 (0.35")	177 (7.0")	175	80
KT-63548	635 (25.0")	4.8 (0.19")	189 (7.4")	50	22
KT-68590	685 (27.0")	9.0 (0.35")	202 (8.0")	175	80
KT-71090	710 (28.0")	9.0 (0.35")	209 (8.2")	175	80
KT-75075	750 (29.5")	7.5 (0.30")	223 (8.8")	120	55
KT-76290	762 (30.0")	9.0 (0.35")	227 (8.9")	175	80
KT-81290	812 (32.0")	9.0 (0.35")	243 (9.6")	175	80
KT-91448	914 (36.0")	4.8 (0.19")	278 (10.9")	50	22
KT-91490	914 (36.0")	9.0 (0.35")	275 (10.8")	175	80
KT-94090	940 (37.0")	9.0 (0.35")	284 (11.2")	175	80
KT-116890	1168 (46.0")	9.0 (0.35")	356 (14.0")	175	80
KT-121990	1219 (48.0")	9.0 (0.35")	372 (14.6")	175	80
KT-150090	1500 (59.1")	9.0 (0.35")	462 (18.2")	175	80

RETAIL PACKAGE

ASSORTMENT KITS

AK18A01

COMBINATION OF 18 POPULAR TYPE OF TERMINALS

- RING, SPADE TERMINALS
- QUICK DISCONNECTS.
- BUTT CONNECTORS.

AK10A01

COMBINATION OF 10 POPULAR TYPE OF TERMINALS WITH MUTLIFUNCTION TOOL

- RING, SPADE TERMINALS
- QUICK DISCONNECTS.
- BUTT CONNECTORS.

AK18B01

COMBINATION OF 18 POPULAR TYPE OF TERMINALS WITH MUTLIFUNCTION TOOL

- RING, SPADE TERMINALS
- QUICK DISCONNECTS.
- BUTT CONNECTORS.



AK19A01

COMBINATION OF 18 POPULAR TYPE OF TERMINALS WITH MUTLIFUNCTION TOOL OR CHOICE OF 9" PROFESSIONAL RATCHET TOOL

- RING, SPADE TERMINALS
- QUICK DISCONNECTS.
- BUTT CONNECTORS.

JEESOON

CRIMPING TOOLS

JSL 1305-1

CRIMPING TOOL

FOR 2 PCS INSULATED TERMINALS
AND CONNECTORS(SINGLE CRIMP)
OR 3 PCS INSULATED DISCONNECTS (DOUBLE CRIMP)

WIRE RANGE:
0.5~1.5mm²=22~16AWG
1.5~2.5mm²=16~14AWG
4~6mm²=12~10AWG

JSL 1305-2

CRIMPING TOOL

FOR 3 PCS INSULATED TERMINALS
AND CONNECTORS (DOUBLE CRIMP)

WIRE RANGE:
0.5~1.5mm²=22~16AWG
1.5~2.5mm²=16~14AWG
4~6mm²=12~10AWG

JSL 1305-3

CRIMPING TOOL

FOR 2 PCS INSULATED DISCONNECTS (SINGLE CRIMP)

WIRE RANGE:
0.5~1.5mm²=22~16AWG
1.5~2.5mm²=16~14AWG
4~6mm²=12~10AWG

JSL 1309

CRIMPING TOOL

FOR HEAT SHRINKABLE TERMINALS
AND CLOSE END CONNECTORS

WIRE RANGE:
0.5~1.5mm²=22~16AWG
1.5~2.5mm²=16~14AWG
4~6mm²=12~10AWG

JSL 1367

CRIMPING TOOL

FOR INSULATED FLAG TERMINALS

WIRE RANGE:
0.5~1.5mm²=22~16AWG
1.5~2.5mm²=16~14AWG

JSL 1322-1

CRIMPING TOOL

FOR NON-INSULATED TERMINALS AND CONNECTORS

WIRE RANGE:

0.5~1.5mm²=22~16AWG

1.5~2.5mm²=16~14AWG

4~6mm²=12~10AWG

8mm²=8AWG

JSL 1370

CRIMPING TOOL

FOR CORD END TERMINALS

WIRE RANGE:

0.5~4.0mm²

JSL 1371

CRIMPING TOOL

FOR CORD END TERMINALS

WIRE RANGE:

6.0~16.0mm²

JSL 1307

CRIMPING TOOL

FOR OPEN BARREL PRODUCTS

WIRE RANGE:

0.5~1.5mm²=22~16AWG

1.5~2.5mm²=16~14AWG

4~6mm²=12~10AWG

JSL 1305

9" CRIMPING TOOL

FOR 2 PCS INSULATED TERMINALS

AND CONNECTORS(SINGLE CRIMP)

OR 3 PCS INSULATED DISCONNECTS(DOUBLE CRIMP)

WIRE RANGE:

0.5~1.5mm²=22~16AWG

1.5~2.5mm²=16~14AWG

4-6mm²=12~10AWG

JSL 301

CRIMPING TOOL

CORD END CRIMPING TOOL WITH WIRE STRIPPER

WIRE RANGE:

0.25~2.5mm²

JSL 302

CRIMPING TOOL

CORD END CRIMPING TOOL WITH WIRE STRIPPER

WIRE RANGE:

0.5~16.0mm²

JSL 307

CRIMPING TOOL

CORD END CRIMPING TOOL

WIRE RANGE:

0.25~2.5mm²

JSL 308

CRIMPING TOOL

CORD END CRIMPING TOOL

WIRE RANGE:

0.5~16.0mm²

JSL 502

8" MULTI-FUNCTION CRIMPING TOOL

INSULATED TERMINALS

BOLT CUTTER

WIRE STRIPPER

JSL 503

9" MULTI-FUNCTION CRIMPING TOOL

INSULATED TERMINALS

BOLT CUTTER

NON-INSULATED TERMINALS

WIRE STRIPPER

JSL 701

WIRE STRIPPER

WIRE RANGE:

22~10mm²



HOT AIR BLOWER

JS-660M

3-IN-1 CORDLESS BUTANE-POWERED PROFESSIONAL SOLDERING IRON

WEIGHT: 162G (NO GAS)
FUEL: BUTANE
GAS CONTAINER CAPACITY: 15ML
OPERATING TIME: 45-60 MINUTES (80% W/FUEL)
SIZE(L X W X Ø): 250 X 30 X 25MM
APPROXIMATE TEMPERATURE:
200-400˚C (SOLDERING IRON)
UP TO 450˚C (HEAT GUN)
UP TO 1,300˚C (TORCH)

JS-670SI

2-IN-1 HAND-HELD BUTANE SOLDERING IRON

WEIGHT: 166G (NO GAS)
FUEL: BUTANE
GAS CONTAINER CAPACITY: 15ML
OPERATING TIME: 45-60 MINUTES (80% W/FUEL)
SIZE(L X W): 180 X 53MM
APPROXIMATE TEMPERATURE:
200-400˚C (SOLDERING IRON)
UP TO 1,300˚C (TORCH)
MEET U.S. CHILD RESISTANT STANDARD (CPSC)

JS-720TH

HAND-HELD BUTANE TORCH

WEIGHT: 162G (NO GAS)
FUEL: BUTANE
GAS CONTAINER CAPACITY: 19ML
OPERATING TIME: 60 MINUTES (80% W/FUEL)
SIZE(H X T X W): 180 X 52 X 111MM
APPROXIMATE TEMPERATURE: UP TO 1300°C
MEET U.S. CHILD RESISTANT STANDARD (CPSC)

JS-110HB

FLAMELESS HOT AIR BLOWER

WEIGHT: 68G (NO GAS)
FUEL: BUTANE
GAS CONTAINER CAPACITY: 5.5ML
OPERATING TIME: 20-25 MINUTES (MID SETTING; 80% W/FUEL)
SIZE(L X T X W): 110 X 27 X 85MM
APPROXIMATE TEMPERATURE: UP TO 650°C
MEET U.S. CHILD RESISTANT STANDARD (CPSC)

JEESOON



JEESOON TERMINALS CO., LTD.

NO.11, LANE 102, SEC.2, JHANGSHUEI ROAD, SIOUSHUEI TOWNSHIP, CHANGHUA COUNTY 50441. TAIWAN(R.O.C.)
TEL: +886-4-7683089 FAX: +886-4-7680773 E-MAIL: jeesoon@jeesoon.com.tw www.jeesoon.com.tw