


# CONNECTOR PRODUCT OVERVIEW ▶ FOR ADVANCED INTERCONNECTS



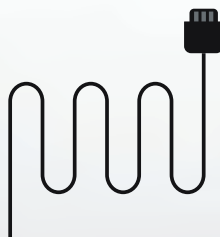

# Find the Latest Innovations and Information **at molex.com**

For the most in-depth and up-to-date information on all our products, visit [molex.com](http://molex.com). It's designed to help you get more done in less time with advanced search capabilities, 3D models, product specifications, easy sample ordering and more.



## **Mobile App for Anytime, Anywhere Access to Molex Connector Solutions.**

The Molex App gives apple and android tablet and smartphone users ready-access to information on over 90 different Molex product families. Users can visually compare product ranges, access product information and view datasheets offline. App users with an internet connection can directly link to [Molex.com](http://Molex.com) for more detailed part number information and product videos. Download the free app now at the App Store and GooglePlay.



## TABLE OF CONTENTS

<b>Connector Overview</b> .....	<b>6</b>
<b>Wire-To-Board</b> .....	<b>12</b>
Microminiature .....	12
Signal.....	15
Power.....	17
I/O.....	19
Sealed .....	20
<b>Wire-to-Wire</b> .....	<b>21</b>
Power.....	21
Signal.....	22
Sealed .....	23
<b>Board-to-Board</b> .....	<b>24</b>
High-Speed (Signal).....	24
Microminiature .....	26
Power.....	27
Signal.....	28
I/O.....	29
<b>Power up to 5A</b> .....	<b>29</b>
<b>Power up to 15A</b> .....	<b>30</b>
<b>Power up to 25A</b> .....	<b>32</b>
<b>Power 26A and Above</b> .....	<b>33</b>
<b>I/O Connectors</b> .....	<b>35</b>
Consumer / PC / Mobile .....	35
Networking / Telecom.....	36
Other .....	37
<b>Backplane</b> .....	<b>38</b>
Backplane Connectors High-Speed .....	38
<b>FFC/FPC</b> .....	<b>39</b>
<b>Modular Jacks</b> .....	<b>44</b>
<b>Solderless Terminals</b> .....	<b>45</b>
<b>Terminal Blocks</b> .....	<b>46</b>
<b>RF Microminiature &amp; Subminiature Products</b> .....	<b>47</b>
<b>Sealed Connectors</b> .....	<b>48</b>
<b>Memory Module Sockets</b> .....	<b>51</b>
<b>Memory Card Sockets</b> .....	<b>52</b>
<b>Standard Antennas</b> .....	<b>53</b>
<b>Solid State Lighting</b> .....	<b>55</b>
<b>Capacitive Switch Products</b> .....	<b>56</b>
<b>Membrane Switch Products</b> .....	<b>57</b>
<b>Flamar Standard Cables</b> .....	<b>58</b>
<b>Application Tooling</b> .....	<b>58</b>

The background of the top half of the page is a photograph of a server room. It shows several rows of server racks with glass doors, filled with electronic components and glowing lights. In the center, there is a white door with a green exit sign above it. The lighting is dim, highlighting the server racks.

**Your Toughest Challenges  
Simply Solved** >

**Molex is a leading global supplier of innovative interconnect products and electronic solutions. To meet the needs of customers all over the world, we have developed one of the industry's largest product portfolios, including over 100,000 connectors, interface solutions, application tooling and more.**





# Connector Product Overview

for advanced interconnects

Molex innovative portfolio is always growing. Every year, we design and manufacture solutions that set new standards and drive innovation in a wide array of markets – from telecom and computer networking, to transportation and consumer goods, to medical and lighting.

## **Innovation through intensive research**

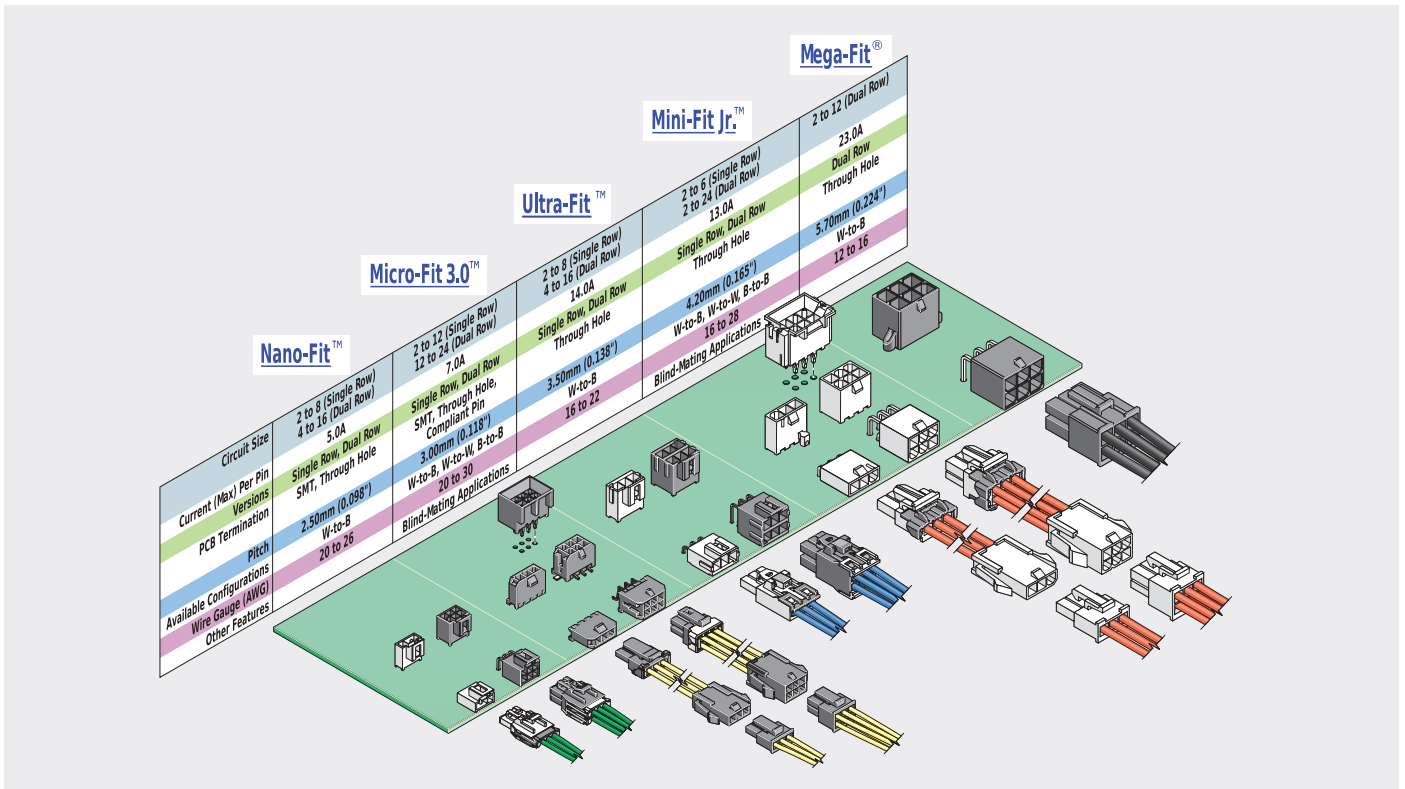
As a leading provider of electronic components and solutions, Molex views innovation as a tool for solving complex customer challenges. With our state-of-the-art product design centers, Molex has made a serious commitment to research and development. All of our products are designed to meet the demands of next-generation applications and are based on a deep understanding of industry trends.

## **Solving Tomorrow's Toughest Challenges**

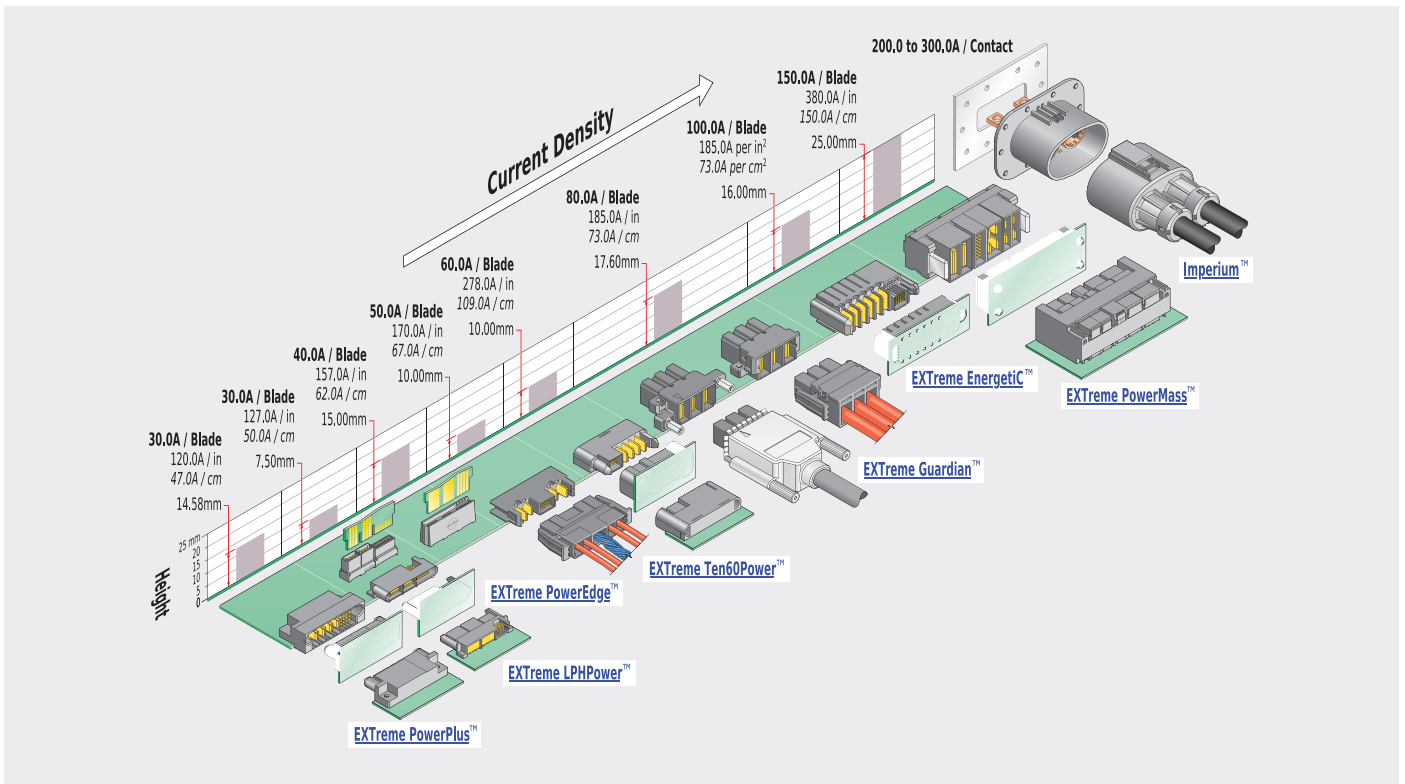
We have design and manufacturing facilities around the world, with an expert team of problem-solvers who work across borders to help bring your vision to life. With more than 75 years of experience, we lead the industry in R&D investment, striving to develop and deliver innovative, high-quality, reliable solutions that can be customized to meet your needs.

Together, we can turn your vision into reality.

### Fit Families

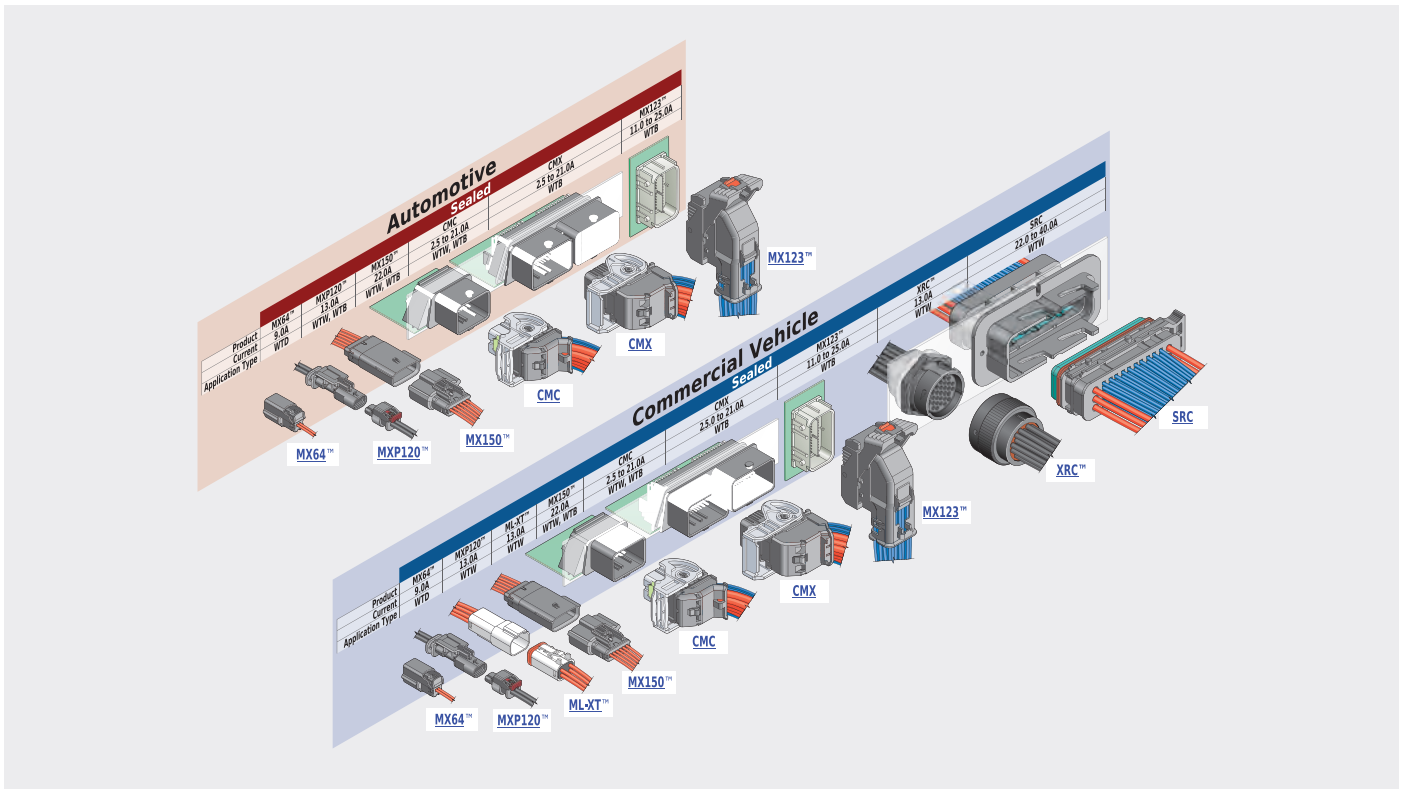


### EXTreme Power™ Products

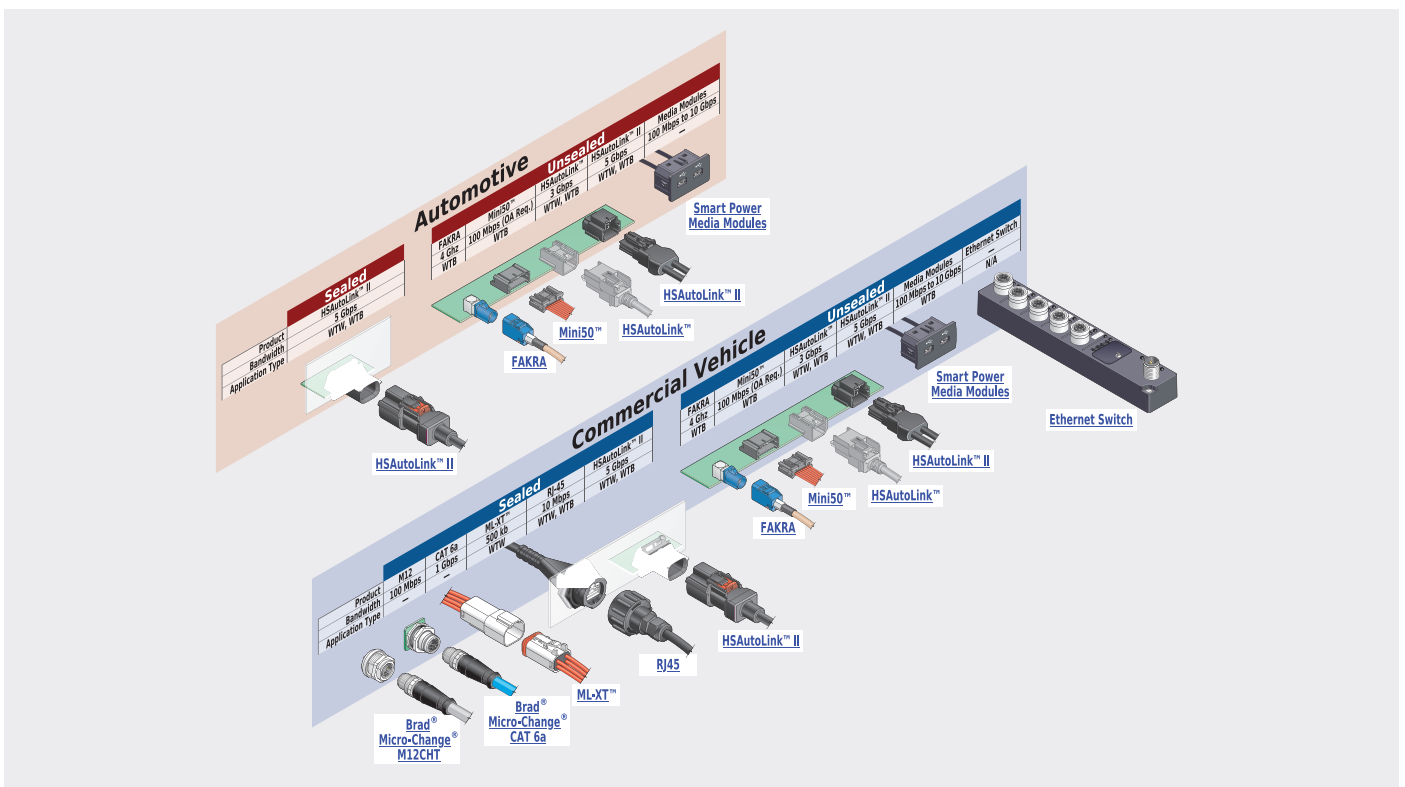


To view or download the full range of Digital Product Boards visit [molex.com/Resources](http://molex.com/Resources)

### Transportation Powertrain

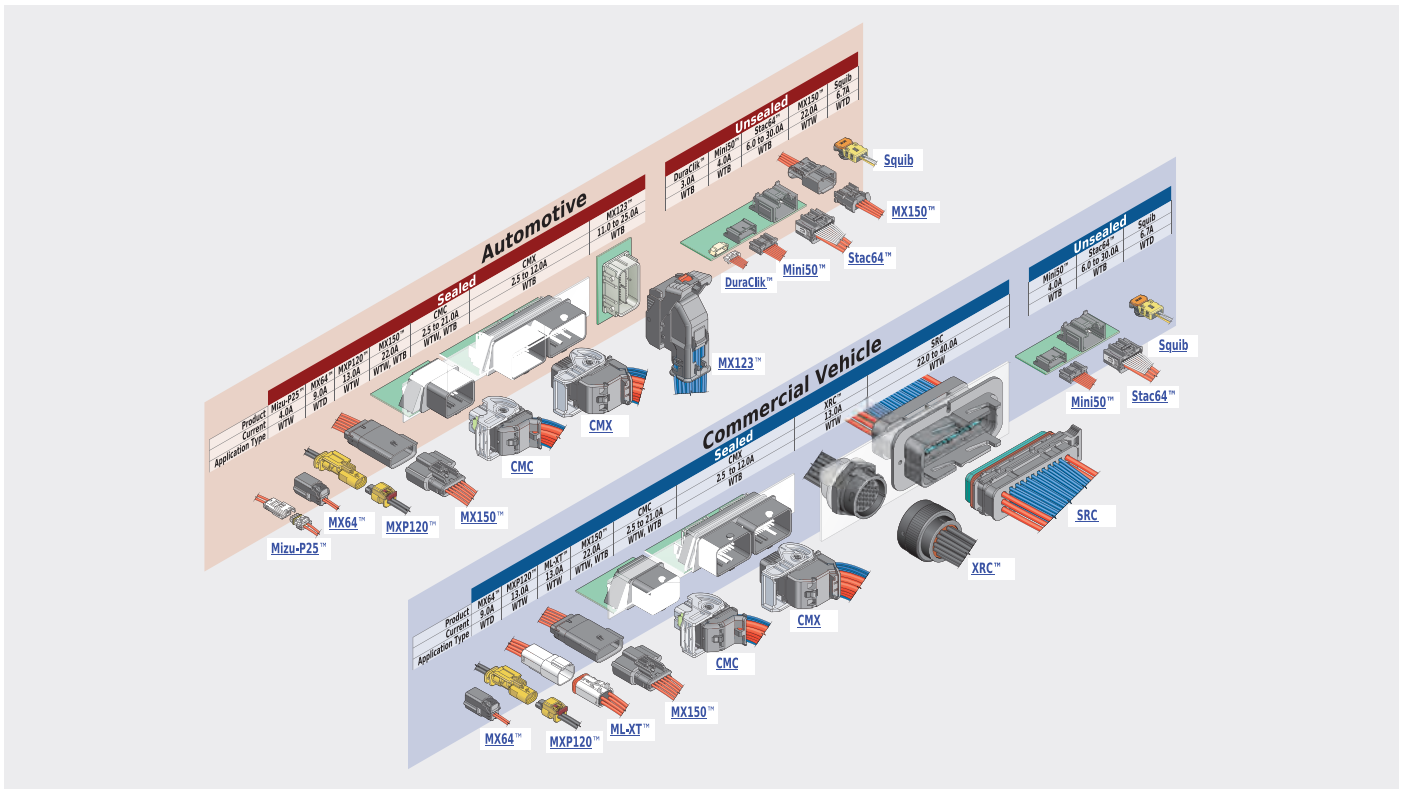


### Transportation In-Vehicle Network

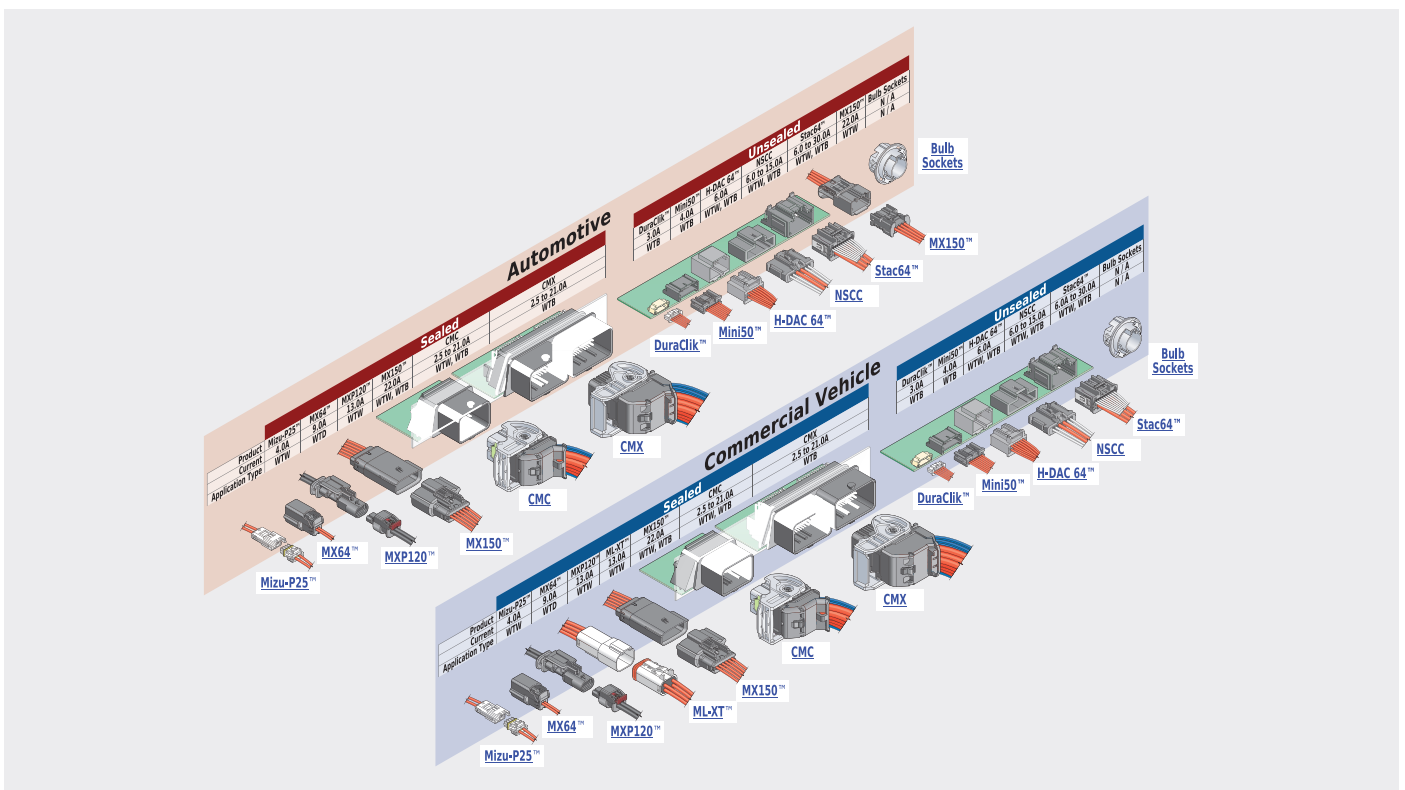


To view or download the full range of Digital Product Boards visit [molex.com/Resources](http://molex.com/Resources)

**Transportation Body/Safety Chassis**



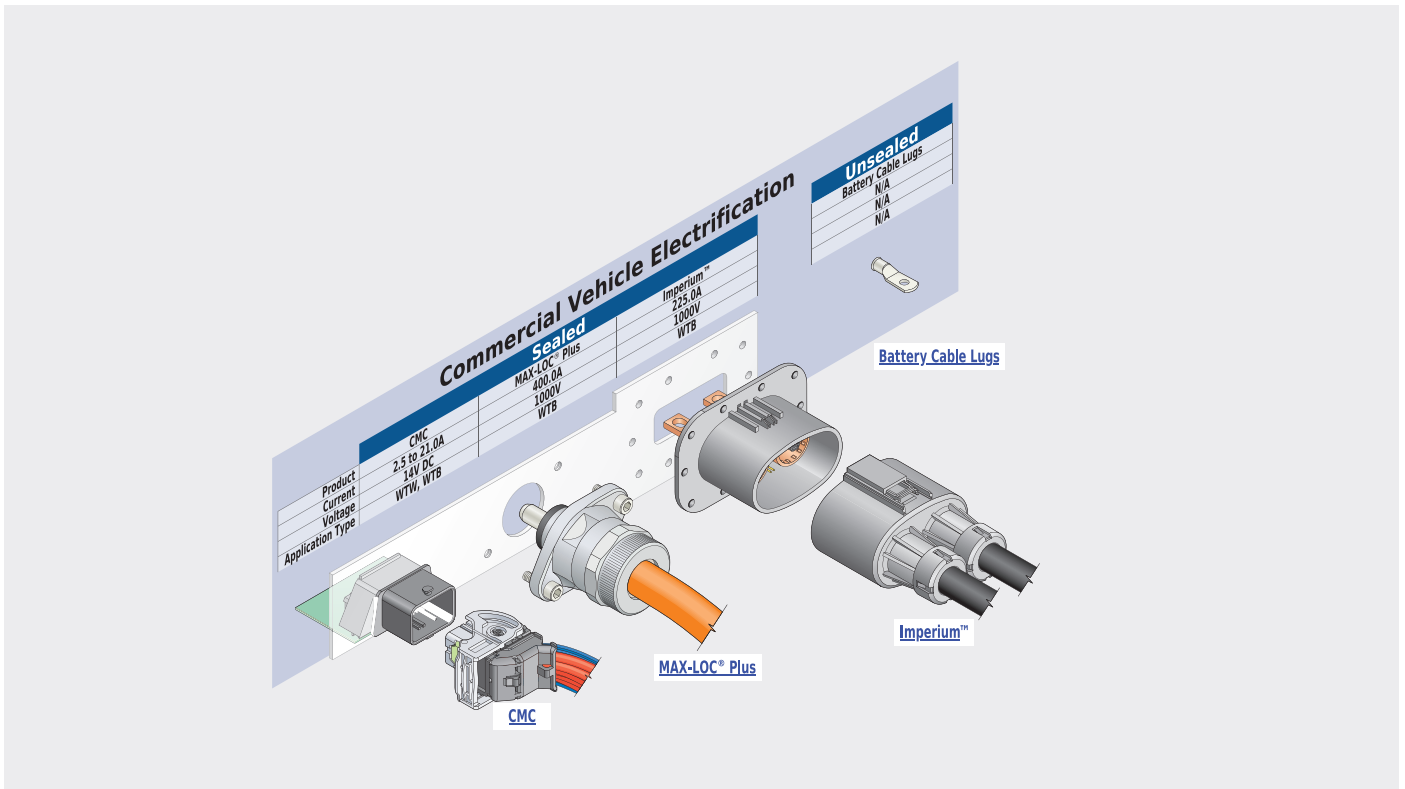
**Transportation Body Electronics**



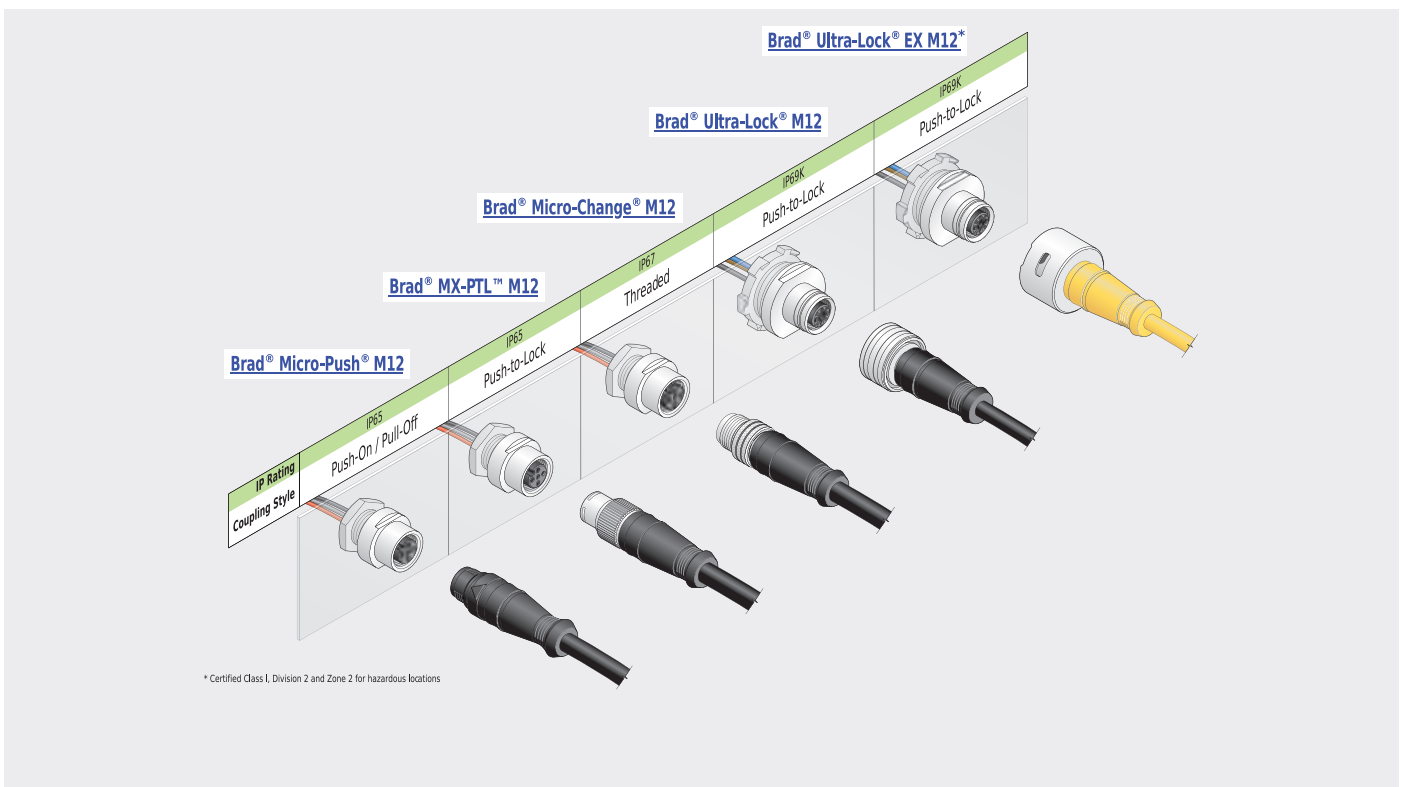
To view or download the full range of Digital Product Boards visit [molex.com/Resources](http://molex.com/Resources)



**Transportation Electrification**

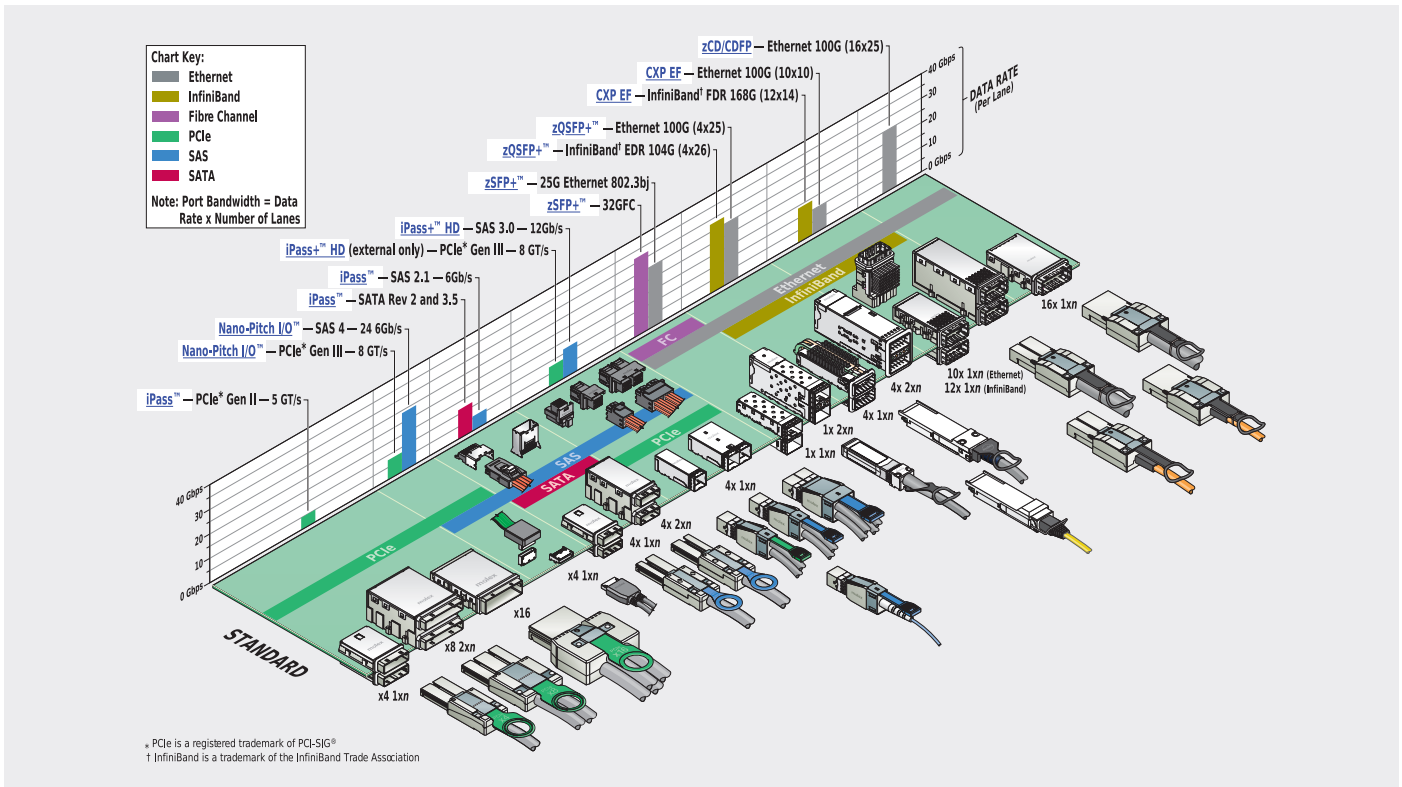


**Brad® Passive Media M12 Products**

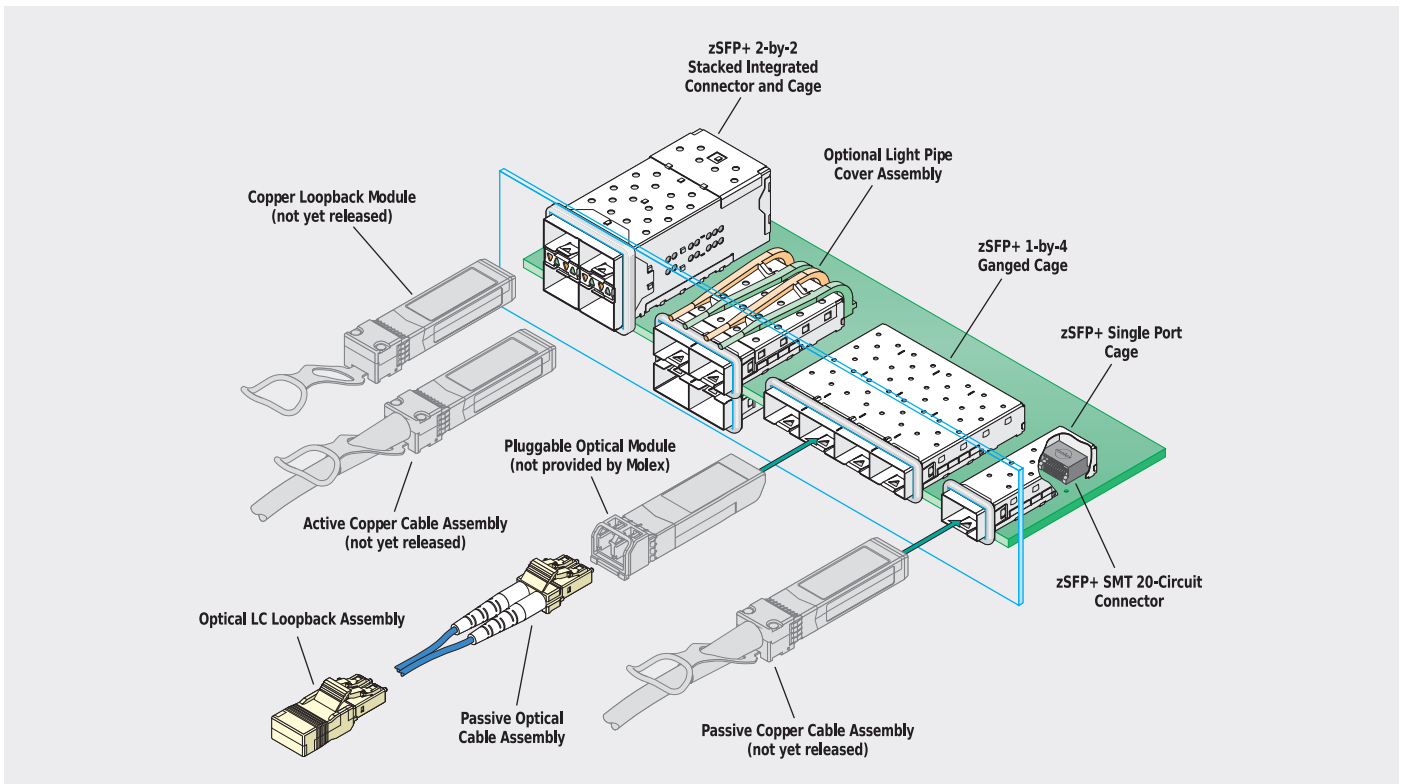


To view or download the full range of Digital Product Boards visit [molex.com/Resources](http://molex.com/Resources)

High-Speed I/O Connectors

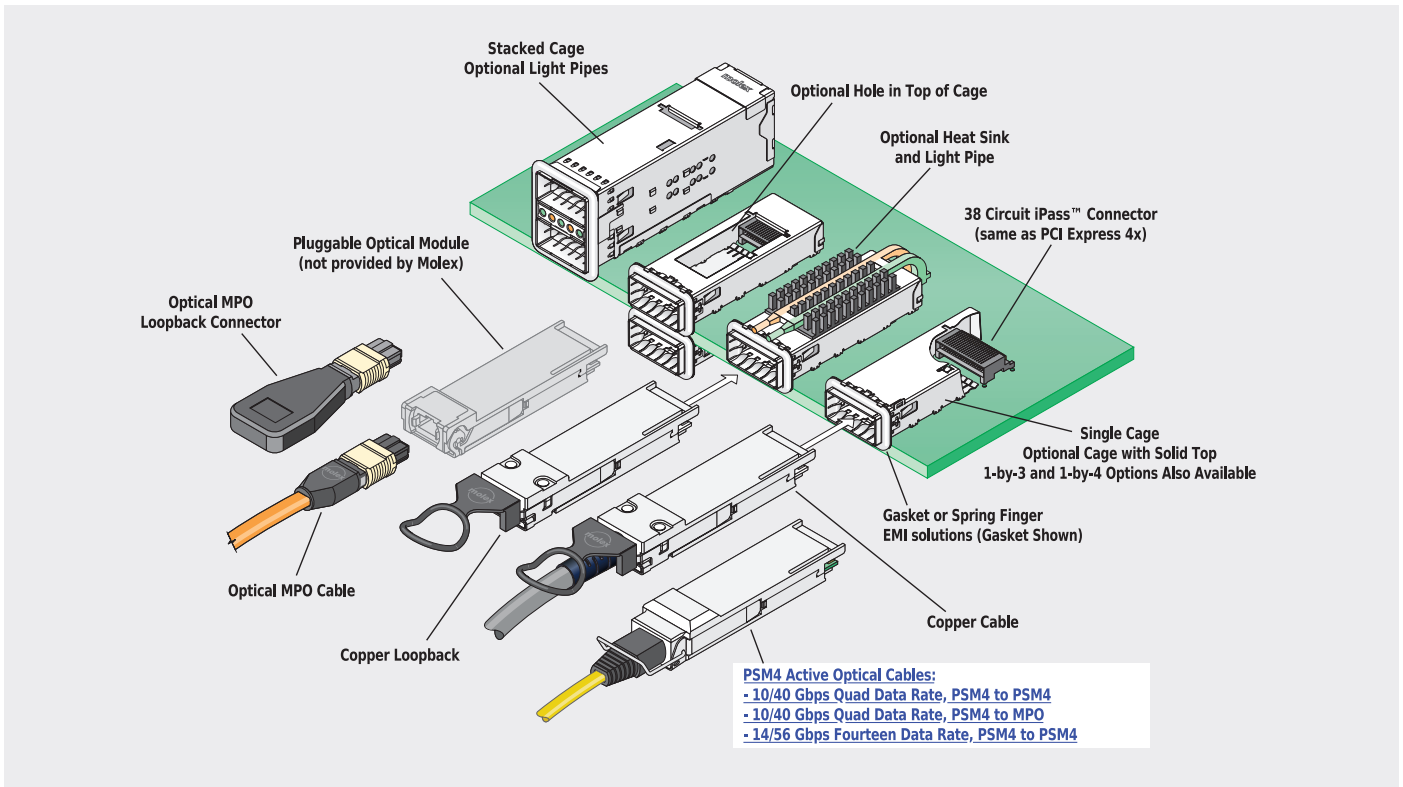


zSFP+™ Interconnect Solutions

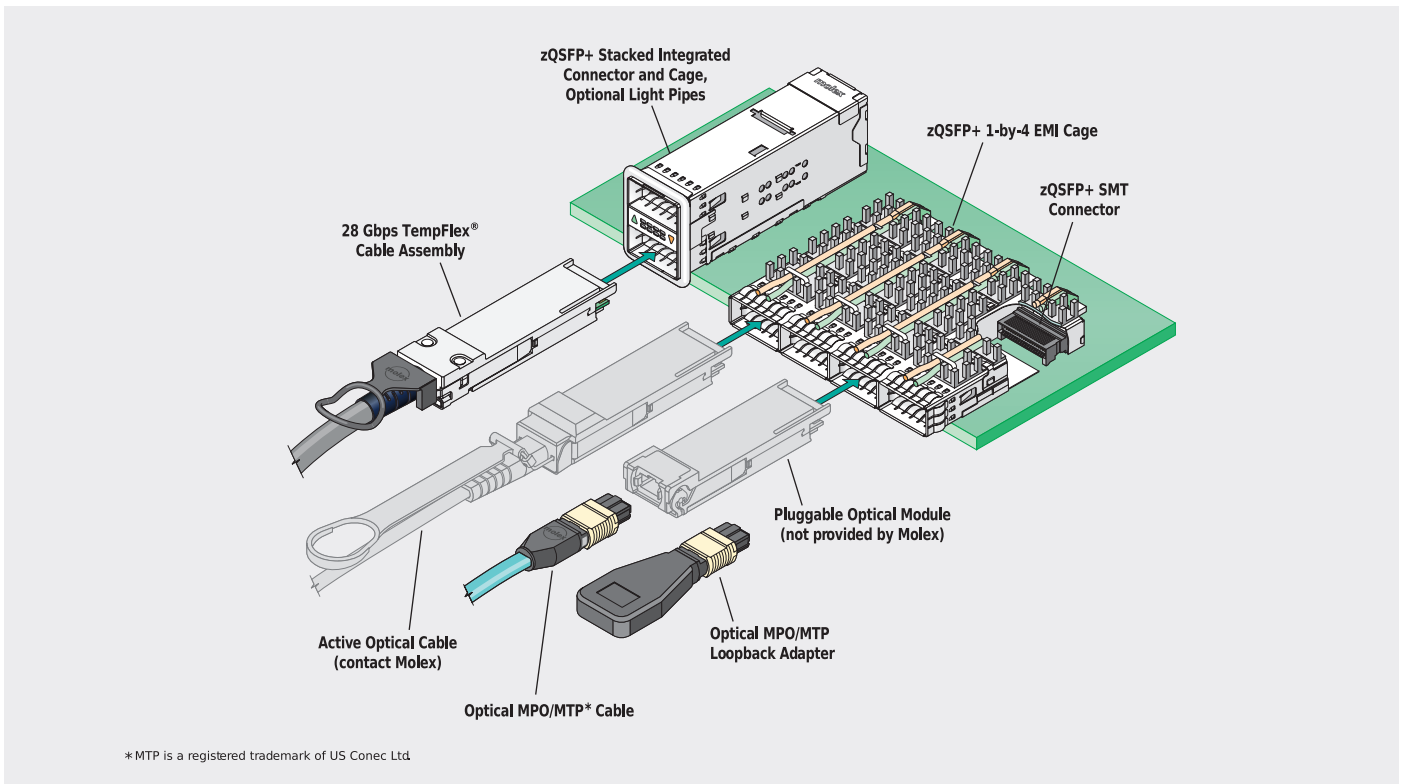


To view or download the full range of Digital Product Boards visit [molex.com/Resources](http://molex.com/Resources)









**QSFP+™ Interconnect Solutions**



**zQSFP+™ Interconnect Solutions**















To view or download the full range of Digital Product Boards visit [molex.com/Resources](http://molex.com/Resources)




Product Name	Description	Pitch	Current Rating	Circuits Size	Applications
 <b>Micro IDT Coaxial</b>	<ul style="list-style-type: none"> <li>Flexible, high-performance signal routing for tight packaging applications</li> <li>IDT and 'double-clamp' grounding method that provides both electrical and mechanical grounding</li> <li>Reliable termination and up to 60% less transmission (dB) loss at frequencies between 1-3MHz.</li> </ul>	0.40mm	0.2A	30 - 50	<ul style="list-style-type: none"> <li>Consumer</li> <li>Medical</li> </ul>
 <b>Pico-Clasp™</b>	<ul style="list-style-type: none"> <li>Smallest pitch for positive lock wire-to-board crimp system</li> <li>Compact system offered in both single and dual-row versions</li> <li>Inner positive lock (6 – 50 circuit sizes)</li> <li>Other features include mating guides, solder tabs and footprint compatibility</li> </ul>	1.00mm	1.0A	2 - 50	<ul style="list-style-type: none"> <li>Consumer</li> </ul>
 <b>IllumiMate</b>	<ul style="list-style-type: none"> <li>Ultra-narrow mated width and low profile meets needs of compact applications</li> <li>Inner positive and friction locks for space saving</li> <li>Dual-contact-terminal design provides electrical contact assurance</li> <li>Fully-shrouded headers protect terminal contact area</li> </ul>	1.00, 1.25mm	1.0A, 1.5A	4 - 25	<ul style="list-style-type: none"> <li>Mobile devices</li> <li>Automotive</li> <li>Consumer</li> <li>Lighting</li> <li>Industrial</li> <li>Telecoms</li> </ul>
 <b>Pico-Lock™</b>	<ul style="list-style-type: none"> <li>Provides space savings with ultra-low-profile mated height</li> <li>Beveled header pin design provides smoother mating and pin-and-contact protection</li> <li>Wide robust fitting nails (solder tabs)</li> <li>Polarisation/mating guide features</li> <li>Side Positive locks ensure secure mating</li> </ul>	1.00 / 1.50mm	1.5A, 3.0A	2 - 12	<ul style="list-style-type: none"> <li>Consumer</li> <li>Medical</li> </ul>
 <b>Pico-EZmate™</b>	<ul style="list-style-type: none"> <li>Compact and ultra low-profile</li> <li>Ideal for miniature, tight packaging applications</li> <li>Locking features and vertical mating between the receptacle housing and header enables secure placement in tight spaces</li> <li>Gold plating for secure contact for multiple cycles</li> </ul>	1.20mm	1.5A	2 - 7	<ul style="list-style-type: none"> <li>Automotive</li> <li>Consumer</li> <li>Mobile Devices</li> <li>Lighting</li> </ul>
 <b>PanelMate™</b>	<ul style="list-style-type: none"> <li>Low profile, fully-shrouded system</li> <li>Features an SMT header with robust solder tabs and solder-conducting SMT fillet tail design for secure PCB retention</li> <li>Housing includes a friction lock for secure mating and housing lance for secure terminal retention</li> </ul>	1.25mm	1.0A	2 - 20	<ul style="list-style-type: none"> <li>Automotive</li> <li>Consumer</li> <li>Medical</li> <li>Mobile Devices</li> </ul>
 <b>PicoBlade™</b>	<ul style="list-style-type: none"> <li>Offered in wire-to-board and wire-to-wire options, single row, with SMT and through-hole headers</li> <li>System saves about 45% of PCB space versus typical 2.00mm wire-to-board systems whilst providing the same amperes of current</li> <li>(Semi-) automatic and manual tooling is available to support crimp harness assembly</li> </ul>	1.25mm	1.0A	2 - 17	<ul style="list-style-type: none"> <li>Transportation</li> <li>Consumer</li> <li>Industrial Automation</li> <li>Medical</li> </ul>
 <b>Duo-Clasp™</b>	<ul style="list-style-type: none"> <li>Dual-row, SMT connectors offer secure positive lock-system for superior mating retention</li> <li>Gold plating for increased durability</li> <li>Dual-lock design prevents the housing from being dislodged from the PCB, ensuring high signal contact</li> <li>Suitable for high volume pick-and-place productions</li> </ul>	1.25mm	1.0A	20 - 40	<ul style="list-style-type: none"> <li>Consumer</li> </ul>



Product Name	Description	Pitch	Current Rating	Circuits Size	Applications
 <p><b>CLIK-Mate™</b></p>	<ul style="list-style-type: none"> <li>Designed for applications that require higher pin-count connectors to carry more signal lines in less space</li> <li>Tuning-fork style contact design</li> <li>Reinforced metal solder tabs ensure a secure PCB retention and solder joint strain relief</li> <li>Variable plating options available</li> </ul>	1.25mm - 2.00mm	1.0A - 3.0A	2 - 15	<ul style="list-style-type: none"> <li>Automotive</li> <li>Industrial</li> <li>Lighting</li> <li>Medical</li> </ul>
 <p><b>Picoflex®</b></p>	<ul style="list-style-type: none"> <li>Provide high power and signal in a space-saving, robust and reliable package for a diverse range of applications</li> <li>8 versatile series of receptacles and headers to maximise design flexibility</li> <li>Offers excellent polarisation to both the PCB and between the female connector and the header</li> </ul>	1.27mm	1.2A	4 - 26	<ul style="list-style-type: none"> <li>Alternative Energy Source</li> <li>Automotive</li> <li>Consumer</li> <li>Data/Communications</li> <li>Industrial Automation</li> <li>Medical</li> </ul>
 <p><b>Pico-SPOX™</b></p>	<ul style="list-style-type: none"> <li>System includes crimp terminal, receptacle housings and PCB headers</li> <li>Box-style contact protects contact area</li> <li>Vertical and right-angle headers offer design flexibility</li> <li>Friction lock and polarising features provide secure retention and proper mating</li> </ul>	1.50mm	2.5A	2 - 15	<ul style="list-style-type: none"> <li>Consumer</li> <li>Data/Communications</li> <li>Medical</li> </ul>
 <p><b>Milli-Grid™</b></p>	<ul style="list-style-type: none"> <li>Saves up to 40% in PCB real estate over traditional 2.54mm pitch connectors</li> <li>Suitable for wire-to-board, board-to-board and IDT cable-to-board connections</li> <li>Features include early entry (long wipe) terminals, center polarisation key and locking ramps, SMT and through-hole headers</li> </ul>	2.00mm	2.0A	2 - 50	<ul style="list-style-type: none"> <li>Automotive</li> <li>Consumer</li> <li>Networking</li> <li>Telecommunications</li> </ul>
 <p><b>iGrid™</b></p>	<ul style="list-style-type: none"> <li>Dual-row system that comes with an anti-tangle internal positive lock, providing space savings and secure mating retention</li> <li>Compact and robust design to withstand rugged handling and high vibration</li> <li>Includes crimp terminals, receptacle housings and fully shrouded PCB headers in straight and right-angle configurations</li> </ul>	2.00mm	2.0A	10 - 40	<ul style="list-style-type: none"> <li>Automotive</li> <li>Consumer</li> <li>Industrial</li> <li>Medical</li> <li>Smart Phones and Mobile Devices</li> </ul>
 <p><b>DuraClik™</b></p>	<ul style="list-style-type: none"> <li>Meet various space constraints and harness installation needs due to the right-angle and vertical configuration options</li> <li>Secure PCB retention using a shock-proof SMT design with wide solder tabs</li> <li>Enclosed terminal design protects contact against dust and debris</li> <li>Independent secondary lock (ISL) and terminal position assurance (TPA) versions available</li> </ul>	2.00mm	3.0A	2 - 15	<ul style="list-style-type: none"> <li>Automotive</li> <li>Commercial Vehicle</li> <li>Industrial Automation</li> </ul>
 <p><b>Micro-Clasp™</b></p>	<ul style="list-style-type: none"> <li>System includes a unique inner positive lock that provides latch protection, secure retention and an audible mating click</li> <li>Terminal design offers low insertion and withdrawal forces</li> <li>Single and dual-row crimp receptacles and PCB headers are available in SMT and through-hole configurations</li> </ul>	2.00mm	3.0A	2 - 40	<ul style="list-style-type: none"> <li>Consumer</li> <li>Industrial</li> <li>Medical</li> </ul>
 <p><b>MicroBlade™</b></p>	<ul style="list-style-type: none"> <li>Offers a reliable box-type terminal that provides secure electrical contact, optional IDT receptacle and fully shrouded headers</li> <li>Straight, right-angle and bottom-entry versions</li> <li>Features include a low-profile mated height for space savings, user-friendly friction lock with housing windows and polarisation options to prevent mis-mating</li> </ul>	2.00mm	2.0A	2 - 15	<ul style="list-style-type: none"> <li>Consumer</li> <li>Data/Communications</li> </ul>

Product Name	Description	Pitch	Current Rating	Circuits Size	Applications
 <p><b>MicroTPA™ Connector System</b></p>	<ul style="list-style-type: none"> <li>• Positive lock provides secure mating retention</li> <li>• Design flexibility with wire-to-board and wire-to-wire options</li> <li>• Raised bottom design option for wire-to-board</li> <li>• Terminal retainer/ TPA (Terminal Position Assurance) provides secure terminal retention</li> </ul>	2.00mm	2.5A	2 - 15	<ul style="list-style-type: none"> <li>• Automotive</li> <li>• Commercial Vehicle</li> <li>• Consumer</li> <li>• Industrial</li> </ul>
 <p><b>Sherlock™</b></p>	<ul style="list-style-type: none"> <li>• Provides a robust and cost-effective solution for applications requiring secure positive locking</li> <li>• Consists of vertical and right-angle headers, crimp housings and reliable box-style terminals</li> <li>• Key features include a positive locking latch that withstands high vibration, a low mated profile for space saving, and polarised sidewalls that prevent mismatching and provide mating guidance</li> </ul>	2.00mm	2.0A	2 - 20	<ul style="list-style-type: none"> <li>• Automotive</li> <li>• Consumer</li> </ul>
 <p><b>Micro-Latch™</b></p>	<ul style="list-style-type: none"> <li>• Ensure durable mating and protection of the electrical circuits due to a friction-lock mechanism where the noses on the latching receptacle housing slide into the header wall openings</li> <li>• Through-hole versions are available for both right-angle and surface-mount compatible vertical headers</li> <li>• Polarising features help prevent mis-mating</li> </ul>	2.00mm	2.0A	2 - 15	<ul style="list-style-type: none"> <li>• Automotive</li> <li>• Consumer</li> </ul>
 <p><b>DuraClik™</b></p>	<ul style="list-style-type: none"> <li>• Independent Secondary Lock (ISL) terminal retainer provides up to 50N terminal retention force</li> <li>• Low mated profile and inner positive-lock design offer competitive space savings</li> <li>• Special copper-alloy terminals enable operating temperature up to 125°C</li> <li>• Click sound when mated</li> </ul>	2.00mm	3.0A	2 - 15	<ul style="list-style-type: none"> <li>• Automotive</li> </ul>




Product Name	Description	Pitch	Current Rating	Circuits Size	Applications
 <b>TermaMate™</b>	<ul style="list-style-type: none"> <li>• Plug terminal for both wire-to-board and board-to-board configurations offers design flexibility</li> <li>• Low profile and compact size for space-saving</li> <li>• Secure friction lock provides secure mating and prevents accidental disconnects</li> <li>• Terminal only system provides cost savings versus two-piece housing style systems</li> </ul>	1.20mm	3.0A	1	<ul style="list-style-type: none"> <li>• Consumer</li> <li>• Lighting</li> <li>• Smart Phone and Mobile Devices</li> </ul>
 <b>Custom Headers</b>	<ul style="list-style-type: none"> <li>• Offers complete design flexibility to meet design requirements</li> <li>• Ideal for specific board stacking applications with single and dual wafers</li> <li>• Easy breakaway to smaller sizes</li> <li>• Multiple mounting versions available, including vertical and right-angle, through-hole and more</li> </ul>	1.27 – 3.69mm	3.0A	2 - 100	<ul style="list-style-type: none"> <li>• Automotive</li> <li>• Commercial Vehicle</li> <li>• Consumer</li> <li>• Data/Communications</li> <li>• Industrial</li> <li>• Telecommunications</li> </ul>
 <b>Mini50™</b>	<ul style="list-style-type: none"> <li>• Achieves 50% space savings over traditional USCAR 0.64mm unsealed interfaces</li> <li>• Designed and tests to USCAR 050 specifications</li> <li>• Orientation features are molded into the header, providing wire-routing and module-design flexibility</li> <li>• High-performing, matte –seal design</li> <li>• Independent Secondary Lock (ISL) terminal-retention feature and Connector Position Assurance (CPA) latch available</li> </ul>	2.00mm	3.0A	4 - 24	<ul style="list-style-type: none"> <li>• Automotive</li> <li>• Commercial Vehicle</li> </ul>
 <b>Milli-Grid™</b>	<ul style="list-style-type: none"> <li>• Fully shrouded housing</li> <li>• Wide lead-in bevel design</li> <li>• Single and dual-row options</li> <li>• High-temperature LCP housing</li> <li>• Choice of 6 PC tail lengths (2.10, 2.60, 3.00, 3.50, 4.00, 4.50mm)</li> <li>• Locating peg</li> <li>• BMI (Blind Mate Interface) version available</li> </ul>	2.00mm	2.0A	2 - 50	<ul style="list-style-type: none"> <li>• Automotive</li> <li>• Consumer</li> <li>• Networking</li> <li>• Telecommunications</li> </ul>
 <b>Mini-Latch™</b>	<ul style="list-style-type: none"> <li>• Provides a reliable interface for industry-standard 2.50mm wire-to-board applications</li> <li>• System includes a box-style contact design and housing-side terminal latch to provide protection</li> <li>• Durable housing includes guide rails and molded tabs to facilitate mating-unmating</li> <li>• Straight and right angle headers available</li> </ul>	2.50mm	3.0A	2 - 15	<ul style="list-style-type: none"> <li>• Automotive</li> <li>• Data/Communications</li> <li>• Medical</li> <li>• Networking</li> </ul>
 <b>Mini-Lock™</b>	<ul style="list-style-type: none"> <li>• Versatile wire-to-board and wire-to-wire system including terminals, crimp housings and fully-shrouded straight and right-angle headers</li> <li>• Available in tray and radial tape packaging</li> <li>• Features include a four-point contact design for electrical reliability, guide walls and pull tabs for easy mating/unmating, anti-fishhooking contact for safe harness assembly</li> </ul>	2.50mm	3.0A	2 - 15	<ul style="list-style-type: none"> <li>• Consumer</li> <li>• Industrial</li> </ul>
 <b>SPOX BMI™</b>	<ul style="list-style-type: none"> <li>• BMI™ (Blind-Mate Interface) connectors offer low-profile, dual-row, wire-to-wire and wire-to-board solutions</li> <li>• Self-aligning features and mated stack distance of only 11.00mm allow for secure use in both horizontal and vertical directions</li> <li>• Multiple pin counts permit design flexibility and provide solutions for both power and signal applications</li> </ul>	2.50mm	3.0A	6 - 16	<ul style="list-style-type: none"> <li>• Networking</li> <li>• Telecommunications</li> </ul>
 <b>SPOX™</b>	<ul style="list-style-type: none"> <li>• Mini-SPOX™, including crimp and IDT housings, wire-to-wire and wire-to-board options</li> <li>• Macro-SPOX™, including unshrouded and partially shrouded headers, along with board-to-board options</li> <li>• “Spring box”-shaped terminals provide multiple points of contact assuring excellent signal integrity</li> <li>• Features friction locks to secure mating retention</li> </ul>	2.50-5.08mm	3.0A	2 - 16	<ul style="list-style-type: none"> <li>• Medical</li> <li>• Networking</li> <li>• Telecommunications</li> <li>• Automotive</li> <li>• Consumer</li> <li>• Data/Communications</li> <li>• Industrial</li> </ul>




Product Name	Description	Pitch	Current Rating	Circuits Size	Applications
 <b>C-Grid III™</b>	<ul style="list-style-type: none"> <li>• 3rd generation C-Grid III™ system offers unique design features including 3 different plating options, a termination technique supporting discrete wire and ribbon cable connectors,</li> <li>• Features inter-mateability with Molex's QF-50 product line and full compatibility with DIN41651, HE-13/14 standard connector systems</li> </ul>	2.54mm	3.0A	1 - 60	<ul style="list-style-type: none"> <li>• Commercial Vehicle</li> <li>• Consumer</li> </ul>
 <b>SL™ Modular</b>	<ul style="list-style-type: none"> <li>• SL™ (Stackable Linear) is a modular, single-row, wire-to-wire and wire-to-board system including press-fit (compliant-pin), through-hole and SMT PCB termination</li> <li>• Latching vertical/right-angle headers; discrete wire, FFC and IDT crimp housings are available</li> <li>• SL™ mates with CGrid® and KK® product families in same pitch to provide design flexibility and configuration options</li> </ul>	2.54mm	3.0A	2 - 25	<ul style="list-style-type: none"> <li>• Automotive</li> <li>• Commercial Vehicle</li> <li>• Consumer</li> <li>• Data/Communications</li> <li>• Industrial Automation</li> <li>• Medical</li> <li>• Networking</li> </ul>
 <b>KK® 254</b>	<ul style="list-style-type: none"> <li>• Dual-cantilever terminals offer a square-post contact area that interfaces with the male pin header through a spring-like contact</li> <li>• Headers are available in single-row, unshrouded, through-hole PCB termination styles in solid and breakaway varieties</li> <li>• A friction lock is available for a more secure mating interface</li> <li>• KK 254 PCB receptacles are available in multiple configurations</li> </ul>	2.54mm	4.0A	2 - 36	<ul style="list-style-type: none"> <li>• Automotive</li> <li>• Consumer</li> <li>• Data/Communications</li> <li>• Medical</li> </ul>





Product Name	Description	Pitch	Current Rating	Circuits Size	Applications
 <p><b>Vertical Solder Relief (VSR) Direct-Solder Crimp Terminals</b></p>	<ul style="list-style-type: none"> <li>• Single terminal, one-piece crimp design increases reliability</li> <li>• PCB board-locking tab provides precise wire placement and stability</li> <li>• Conductor and insulation crimp termination</li> <li>• Vertical wire strain relief boosts reliability at the critical solder joint area</li> </ul>	N/A	Various	N/A	<ul style="list-style-type: none"> <li>• Automotive</li> <li>• Commercial Vehicle</li> <li>• Consumer</li> <li>• Industrial</li> <li>• Medical</li> <li>• Telecommunications</li> </ul>
 <p><b>Board-in Connectors</b></p>	<ul style="list-style-type: none"> <li>• Ideal for simple and permanent connections</li> <li>• One-piece direct solder-to-board assembly provides space and cost savings</li> <li>• Design flexibility with a wide variety of pitch, configuration and circuit sizes</li> <li>• Right angle and vertical housing options</li> </ul>	2.00 - 4.00mm	2.0 - 5.0A	2 - 18	<ul style="list-style-type: none"> <li>• Automotive</li> <li>• Consumer/ Home Appliance</li> <li>• Industrial</li> <li>• Lighting</li> <li>• Medical</li> </ul>
 <p><b>Nano-Fit™</b></p>	<ul style="list-style-type: none"> <li>• Smallest, fully-isolated headers in the market, delivering up to 69% PCB space savings</li> <li>• Multiple mechanical keying and colour-coded options</li> <li>• Optional Terminal Position Assurance (TPA) retainer</li> <li>• Positive-lock housing with anti-snag design</li> <li>• Ultra-low mate force terminal</li> </ul>	2.50mm	4.0A	2 - 16	<ul style="list-style-type: none"> <li>• Aerospace and Defense</li> <li>• Automotive</li> <li>• Consumer</li> <li>• Industrial</li> <li>• Medical</li> <li>• Telecommunications/ Networking</li> </ul>
 <p><b>RAST Connectors</b></p>	<ul style="list-style-type: none"> <li>• Molex offers the full range of RAST IDT connectors and headers</li> <li>• RAST 5 for indirect mating in either 10.0A or 16.0A versions, RAST 2.5 for direct and indirect mating and RAST Power in both 6.0A and 10.0A versions for direct or indirect mating</li> <li>• Multiple polarisation and coding options are available as standard and all products are Glow Wire compliant</li> </ul>	2.50mm 5.00mm	6.0A 16.0A	1 - 20	<ul style="list-style-type: none"> <li>• Consumer</li> <li>• Automotive</li> </ul>
 <p><b>H-DAC 64™</b></p>	<ul style="list-style-type: none"> <li>• Single- and dual-row options provide space saving alternatives</li> <li>• Meets all unsealed USCAR-2 class 2 requirements</li> <li>• Features a positive lock to ensure proper mating and a TPA features to increase terminal retention</li> <li>• Optional clip slot feature</li> </ul>	2.54, 4.60mm	5.0 - 11.0A	3 - 24	<ul style="list-style-type: none"> <li>• Automotive</li> <li>• Commercial Vehicle</li> </ul>
 <p><b>Stac64™</b></p>	<ul style="list-style-type: none"> <li>• Stackable connection system of readily available PCB headers for reduced time-to-market</li> <li>• Header and receptacle housings are molded in standard USCAR colour schemes for additional polarisations</li> <li>• Pre-assembled, linear Mylar PC tail alignment strip for right angle headers</li> </ul>	2.54 – 5.25mm	6.1 – 30.0A	8 - 80	<ul style="list-style-type: none"> <li>• Automotive</li> <li>• Commercial Vehicle</li> </ul>
 <p><b>Micro-Fit™ Products</b></p>	<ul style="list-style-type: none"> <li>• Single- and dual-row configurations</li> <li>• Features include blind mate (BMI), compliant pin (CPI) and reduced mating force (RMF) options</li> <li>• PCB-mount headers are available in straight and right angle, SMT and through-hole types, halogen-free and glow-wire compliant materials</li> <li>• TPA (Terminal Position Assurance) version available</li> </ul>	3.00mm	5.0A	2 - 24	<ul style="list-style-type: none"> <li>• Alternative Energy Source</li> <li>• Consumer</li> <li>• Data/Communications</li> <li>• Medical</li> <li>• Military/Aerospace</li> <li>• Telecommunications</li> </ul>
 <p><b>Lite-Trap™</b></p>	<ul style="list-style-type: none"> <li>• Offer the lowest profile options available for wire-removable types, with an easy push-button latch</li> <li>• Dual contact gate-style terminal design</li> <li>• Long wire insulation design</li> <li>• Standard, mini and bottom-entry versions available</li> </ul>	3.00 - 4.00mm	3.0A 9.0A	1 and 2	<ul style="list-style-type: none"> <li>• Solid State Lighting</li> <li>• Consumer</li> <li>• Industrial</li> </ul>

Product Name	Description	Pitch	Current Rating	Circuits Size	Applications
 <p><b>Ultra-Fit™</b></p>	<ul style="list-style-type: none"> <li>Multiple mechanically keyed colour-coded options allow for same circuit, multiple connector use with little chance of cross mating</li> <li>17% smaller footprint over similar power connector</li> <li>Positive lock housing with anti-snap design</li> <li>Ultra-low mating force</li> <li>TPA cable assemblies available</li> </ul>	3.50mm	14.0A	2 - 18	<ul style="list-style-type: none"> <li>Aerospace and Defense</li> <li>Automotive</li> <li>Consumer</li> <li>Industrial</li> <li>Lighting</li> <li>Medical</li> <li>Telecommunications/Networking</li> </ul>
 <p><b>EdgeMate™</b></p>	<ul style="list-style-type: none"> <li>Mates directly to the PCB edge card without a mating header</li> <li>Glow-wire compatible versions (meeting IEC 60355-1 safety standards)</li> <li>Bifurcated (dual contact-point) terminals support up to 7.0A current</li> <li>Polarised housing and crimp terminals</li> </ul>	3.96mm	7.0A	3 - 12	<ul style="list-style-type: none"> <li>Consumer/ Home Appliance</li> <li>Industrial</li> <li>Solid State Lighting</li> </ul>
 <p><b>KK® 396</b></p>	<ul style="list-style-type: none"> <li>Ideal for use in many varied applications</li> <li>RPC (reflow process compatible) headers are available in vertical and right-angle friction-lock variations</li> <li>UL 94V-0 and Glow wire compliant versions are also available</li> <li>Optional Trifurcon™, three point contact, dual cantilever terminal</li> </ul>	3.96mm	7.0A	2 - 24	<ul style="list-style-type: none"> <li>Data/Computing</li> <li>Telecommunications</li> <li>Automotive</li> <li>Consumer</li> <li>Industrial</li> <li>Medical</li> </ul>
 <p><b>Mini-Fit®</b></p>	<ul style="list-style-type: none"> <li>Designed for higher-current /higher-density applications which require design flexibility</li> <li>Features include fully isolated terminals, positive locking, low-engagement forces and polarised housings and receptacles</li> <li>Glow wire compliant and Halogen free versions are available</li> <li>Family includes Blind Mate Interface (BMI) connectors</li> </ul>	4.20mm	13.0A	2 - 24	<ul style="list-style-type: none"> <li>Consumer</li> <li>Data/Communications</li> <li>Industrial Automation</li> <li>Networking</li> <li>Medical</li> <li>Automotive</li> <li>Commercial Vehicle</li> <li>Military/Aerospace</li> <li>Telecommunications</li> <li>Alternative Energy Source</li> </ul>
 <p><b>Standard .093"</b></p>	<ul style="list-style-type: none"> <li>Industry standard .093" pin-and-socket power connectors are suitable for wire-to-wire and wire-to-board configurations</li> <li>Terminals can be used in both plug or receptacle housings allowing for design flexibility</li> <li>PCB headers are also available</li> <li>Features include panel mount and free hanging housings with positive locks and fully isolated contacts</li> </ul>	5.03 - 6.70mm	14.0A	1 - 15	<ul style="list-style-type: none"> <li>Consumer</li> <li>Data/Communications</li> <li>Networking</li> </ul>
 <p><b>Mega-Fit™</b></p>	<ul style="list-style-type: none"> <li>Delivers cutting-edge current density at 23.0A per circuit</li> <li>Terminals provide six independent contact points for long-term reliability in virtually every industry and application</li> <li>Available in a wire-to-board configuration with vertical and right-angled headers along with UL94V-0 and glow-wire compliant housings</li> </ul>	5.70mm	23.0A	2 - 12	<ul style="list-style-type: none"> <li>Consumer</li> <li>Home Appliance</li> <li>Commercial Vehicle</li> <li>Industrial</li> <li>Telecom</li> </ul>
 <p><b>MLX™</b></p>	<ul style="list-style-type: none"> <li>Interchangeable, intermateable and intermountable with industry standard products</li> <li>Allows greater flexibility in mating with existing wire harnesses, connectors or PCB headers</li> <li>Housings are designed for both male and female terminals</li> <li>Housings are fully polarised and offer positive locking</li> </ul>	6.35mm	13.5A 20.0A	1 - 15	<ul style="list-style-type: none"> <li>Commercial Vehicle</li> <li>Consumer</li> <li>Industrial</li> <li>Networking</li> </ul>
 <p><b>CP-6.5</b></p>	<ul style="list-style-type: none"> <li>Wide spectrum of housing colours for quick identification</li> <li>Polarisation keys on housing rib eliminate mis-mating</li> <li>Positive lock feature on housing</li> <li>Kinked soldertails provided added header-to-PCB retention</li> <li>Absence of drain-holes in PCB headers</li> </ul>	6.50mm	10.0A	2 - 6	<ul style="list-style-type: none"> <li>Consumer</li> <li>Home Appliance</li> <li>Industrial</li> </ul>





Product Name	Description	Pitch	Current Rating	Circuits Size	Applications
 <b>Super Sabre™</b>	<ul style="list-style-type: none"> <li>Delivers 34.0A per blade and 600V to match requirements for high-current and high-voltage applications in a low-profile design</li> <li>Operating temperature to +125°C, USCAR-2, level 3</li> <li>Flat-blade terminal design with four independent points of electrical contact</li> <li>Silver-plated, high conductivity alloy terminals</li> </ul>	7.50mm	34.0A	2 - 8	<ul style="list-style-type: none"> <li>Automotive</li> <li>Consumer</li> <li>Medical</li> <li>Telecommunications/Networking</li> </ul>
 <b>Mini-Fit Sr.™</b>	<ul style="list-style-type: none"> <li>Compact high-current system</li> <li>Single- and dual-row system is UL, CSA and TUV approved</li> <li>Features include integrally molded TPA's on single-row products, positive locking and polarised housings across all circuit sizes</li> </ul>	10.00mm	50.0A	2 - 14	<ul style="list-style-type: none"> <li>Commercial Vehicle</li> <li>Consumer</li> <li>Industrial</li> <li>Medical</li> <li>Networking</li> </ul>
 <b>EXTreme Guardian™</b>	<ul style="list-style-type: none"> <li>Current-dense design with high-current terminals and small pitch</li> <li>Gold-plated terminals for greater corrosion resistance</li> <li>Fully isolated receptacle terminals and header blades</li> <li>Terminal interface with 6 independent points of contact</li> </ul>	11.00mm	80.0A	2 - 6	<ul style="list-style-type: none"> <li>Automotive</li> <li>Consumer</li> <li>Data/Communications</li> <li>Telecommunications</li> </ul>

Product Name	Description	Pitch	Current Rating	Circuits Size	Applications
 <b>HSAutoLink™</b>	<ul style="list-style-type: none"> <li>Flexible, expandable product family with data rates up to 5 Gbps. Available in 6 and 12 circuits</li> <li>System uses proven Molex LFH™ terminal interface designed for high reliability and high-speed signaling performance applications</li> <li>Full length cable shielding</li> <li>Standard Molex connector components used</li> </ul>	0.80mm	1.0, 1.5A	4, 5	<ul style="list-style-type: none"> <li>Automotive</li> <li>Commercial Vehicle</li> </ul>
 <b>Serial Attached SCSI (SAS)</b>	<ul style="list-style-type: none"> <li>Point-to-Point topology ensures maximum bandwidth by providing dedicated signal paths</li> <li>Designed to meet the increasing challenges of data speeds, drive performance, storage density and scalability requirements</li> <li>Supports 12 Gbps data rates in server-based storage applications</li> </ul>	0.80, 2.45mm	1.5A	25 - 50	<ul style="list-style-type: none"> <li>Consumer</li> <li>Networking</li> </ul>
 <b>Serial ATA</b>	<ul style="list-style-type: none"> <li>High-temperature housings withstand lead-free processing</li> <li>Conforms with SATA Association specifications</li> <li>Guide pocket for plug and guide post for receptacle allow for blind-mating</li> <li>Staggered contact length (First-Mate-Last-Break) allows sequential mating of pins</li> </ul>	0.80 - 5.08mm	1.5A	4 - 68	<ul style="list-style-type: none"> <li>Consumer</li> <li>Data/Communications</li> <li>Industrial</li> <li>Networking</li> <li>Telecommunications</li> </ul>

Product Name	Description	Pitch	Current Rating	Circuits Size	Applications
 <p><b>CMC and CMX Sealed, Hybrid, Modular</b></p>	<ul style="list-style-type: none"> <li>Sealed, high-density, modular and cost-effective wire-to-board and wire-to-wire connection systems</li> <li>Three different terminal sizes CP 0.635mm, 1.55mm and 2.80mm support low, medium and high current applications</li> <li>IP6K7 and IP6K9K rated seals</li> </ul>	Various	2.5 - 26.0A	22 - 154	<ul style="list-style-type: none"> <li>Automotive</li> <li>Commercial Vehicle</li> </ul>
 <p><b>MX123™</b></p>	<ul style="list-style-type: none"> <li>Designed to GMW3191 specifications specifically for high-vibration under-the-hood applications.</li> <li>Matte-seal technology allows closer center-to-center terminal spacing</li> <li>Integrated TPA and CPA components</li> <li>Center-wall feature prevents scooping</li> </ul>	2.54mm	25.0A Max	49 - 80	<ul style="list-style-type: none"> <li>Automotive</li> <li>Commercial Vehicle</li> </ul>
 <p><b>MX120G™</b></p>	<ul style="list-style-type: none"> <li>Single-piece assembly design provides greater cost savings and applied labour</li> <li>Positive locking feature ensures robust terminal retention and prevents terminal back out</li> <li>Twist-lock design ensures proper terminal alignment</li> <li>High-vibration resistance up to 10G acceleration</li> </ul>	3.50mm	10.0A	12	<ul style="list-style-type: none"> <li>Commercial Vehicle</li> <li>Industrial</li> <li>Lighting</li> <li>Medical</li> </ul>
 <p><b>MX150™</b></p>	<ul style="list-style-type: none"> <li>Conforms to USCAR-20 (FCLT) / USCAR-2 Rev 4 / USCAR-21</li> <li>For use in on-engine, high vibration, under-hood and under-chassis environments at class 3 temperatures</li> <li>Pre-assembled TPA housing assures crimped terminal leads are properly locked into connector</li> <li>Protective matte-seal cap securely retains and provides strain relief to wire seal interface</li> </ul>	3.50mm	22.0A	2 - 20	<ul style="list-style-type: none"> <li>Automotive</li> <li>Commercial Vehicle</li> </ul>
 <p><b>MX150L™</b></p>	<ul style="list-style-type: none"> <li>Integral, two-way mat seal on plugs and receptacles exceeds IEC IP67 "waterproof" requirements for a sealed-connector system</li> <li>Sealed panel-mount plugs are equipped with blind-hole boss feature</li> <li>Pre-assembled connector housings and TPA components</li> </ul>	5.84mm, 7.62mm	40.0A Max	2 - 16	<ul style="list-style-type: none"> <li>Commercial Vehicle</li> <li>Consumer</li> <li>Industrial Automation</li> </ul>








Product Name	Description	Pitch	Current Rating	Circuits Size	Applications
 <b>Ditto™</b>	<ul style="list-style-type: none"> <li>• Positive (dual) and friction lock feature on polarised housing</li> <li>• Anti-twist housing feature</li> <li>• Glow wire housings</li> <li>• Reinforced wing-style crimp terminals</li> <li>• Polarisation features on terminal</li> <li>• Pre-assembled 6- and 12-inch pigtail wire harnesses</li> </ul>	2.50mm, 3.00mm	5.6-8.0A, 4.2-5.0A	2 - 8	<ul style="list-style-type: none"> <li>• Commercial Vehicle</li> <li>• Consumer</li> <li>• Lighting</li> </ul>
 <b>Micro-Fit™</b>	<ul style="list-style-type: none"> <li>• Single- and dual-row configurations</li> <li>• Features include blind mate (BMI), compliant pin (CPI) and reduced mating force (RMF) options</li> <li>• PCB-mount headers are available in straight and right angle, SMT and through-hole types, halogen-free and glow-wire compliant materials</li> <li>• Terminal Position Assurance (TPA) option available</li> </ul>	3.00mm	5.0A	2 - 24	<ul style="list-style-type: none"> <li>• Consumer</li> <li>• Data/Communications</li> <li>• Medical</li> <li>• Military/Aerospace</li> <li>• Telecommunications</li> <li>• Automotive</li> <li>• Commercial Vehicle</li> </ul>
 <b>Inertia Lock 3.30mm</b>	<ul style="list-style-type: none"> <li>• Smallest pitch wire-to-wire connector system for 100 to 300V signal and power applications when using 2.60mm diameter wire</li> <li>• Inertia lock design for secure mating</li> <li>• Fully shrouded contact protection</li> <li>• Optional TPA retainer available</li> <li>• Three mating keys to help prevent mismating</li> </ul>	3.30mm	4.0A	2	<ul style="list-style-type: none"> <li>• Consumer</li> <li>• Industrial Automation</li> </ul>
 <b>Standard .062"</b>	<ul style="list-style-type: none"> <li>• Provides a robust economical solution to applications needing a current handling capability</li> <li>• Housings will accept both male and female terminals and are polarised to eliminate mismating and provide design flexibility</li> <li>• Passive (friction) lock to secure mating of the housings</li> <li>• Round terminals may be oriented in any direction enabling fast assembly</li> </ul>	3.68mm	5.0A	1 - 36	<ul style="list-style-type: none"> <li>• Consumer</li> <li>• Data/Communications</li> <li>• Networking</li> </ul>
 <b>Mini-Fit®</b>	<ul style="list-style-type: none"> <li>• Designed for higher-current / higher-density applications which require design flexibility</li> <li>• Features include fully isolated terminals, positive locking, low-engagement forces and polarised housings and receptacles</li> <li>• Glow wire compliant and Halogen free versions are available</li> </ul>	4.20mm	13.0A	2 - 24	<ul style="list-style-type: none"> <li>• Consumer</li> <li>• Data/Communications</li> <li>• Industrial Automation</li> <li>• Networking</li> <li>• Medical</li> <li>• Automotive</li> <li>• Commercial Vehicle</li> <li>• Military/Aerospace</li> <li>• Telecommunications</li> <li>• Alternative Energy Source</li> </ul>
 <b>Standard .093"</b>	<ul style="list-style-type: none"> <li>• Industry standard .093" pin-and-socket power connectors</li> <li>• Terminals can be used in both plug or receptacle housings allowing for design flexibility</li> <li>• Features include panel mount and free hanging housings with positive locks and fully isolated contacts</li> </ul>	5.03 - 6.70mm	12.0A	1 - 15	<ul style="list-style-type: none"> <li>• Consumer</li> <li>• Data/Communications</li> <li>• Networking</li> </ul>
 <b>Versablade™</b>	<ul style="list-style-type: none"> <li>• System consists of wide flat blade tab terminals (1.78mm)</li> <li>• Multi-configured modular housings and terminal position assurance inserts for modularity and design flexibility in various applications</li> <li>• Other features include positive lock and TPA secondary lock, single-row system and spring style mounting ears</li> </ul>	6.20 - 8.90mm	15.0A	1 - 9	<ul style="list-style-type: none"> <li>• Consumer</li> <li>• Data/Computing</li> </ul>
 <b>MLX™</b>	<ul style="list-style-type: none"> <li>• Interchangeable, intermateable and intermountable with industry standard products</li> <li>• Allows greater flexibility in mating with existing wire harnesses, connectors or PCB headers</li> <li>• Housings are designed for both male and female terminals</li> <li>• Housings are fully polarised and offer positive locking</li> </ul>	6.35mm	13.5A, 20.0A	1 - 15	<ul style="list-style-type: none"> <li>• Commercial Vehicle</li> <li>• Consumer</li> <li>• Industrial</li> <li>• Networking</li> </ul>

Product Name	Description	Pitch	Current Rating	Circuits Size	Applications
 <p><b>SPOX™</b></p>	<ul style="list-style-type: none"> <li>• Mini-SPOX™, including crimp and IDT housings, wire-to-wire and wire-to-board options</li> <li>• Macro-SPOX™, including unshrouded and partially shrouded headers, along with board-to-board options</li> <li>• Spring-box-shaped terminals provide multiple points of contact assuring excellent signal integrity</li> <li>• Features friction locks to secure mating retention</li> </ul>	2.50mm	3.0A	2 - 16	<ul style="list-style-type: none"> <li>• Automotive</li> <li>• Consumer</li> <li>• Data/Communications</li> <li>• Industrial Automation</li> <li>• Medical</li> <li>• Networking</li> <li>• Telecommunications</li> </ul>
 <p><b>SPOX BMI™</b></p>	<ul style="list-style-type: none"> <li>• BMI™ (Blind-Mate Interface) connectors offer low-profile, dual-row solutions</li> <li>• Self-aligning features and mated stack distance of only 11.00mm allow for secure use in both horizontal and vertical directions</li> <li>• Multiple pin counts permit design flexibility and provide solutions for both power and signal applications</li> </ul>	2.50mm	3.0A	6 - 16	<ul style="list-style-type: none"> <li>• Networking</li> <li>• Telecommunications</li> </ul>
 <p><b>CyClone</b></p>	<ul style="list-style-type: none"> <li>• Extreme mating-cycle durability with 10,000 mating cycles</li> <li>• Incorporates proven SL™ receptacles to create a genderless (hermaphroditic) solution that can increase operational efficiency</li> <li>• Positive-lock SL™ housing ensure retention in high-vibration environments</li> </ul>	2.54mm	2.0A	4	<ul style="list-style-type: none"> <li>• Consumer Electronics</li> <li>• Industrial</li> <li>• Telecommunications/Networking</li> </ul>
 <p><b>SL™</b></p>	<ul style="list-style-type: none"> <li>• Modular system with large number of configurations for low-power and signal applications</li> <li>• Terminal Position Assurance (TPA) and Connector Position Assurance (CPA) locks improve performance in high vibration environments</li> <li>• Positive-lock mating ensures secure retention</li> <li>• Low-profile, stackable housing, vertical and right-angle headers available</li> </ul>	2.54mm	3.0A	2 - 25	<ul style="list-style-type: none"> <li>• Medical</li> <li>• Automotive</li> <li>• Consumer</li> <li>• Industrial</li> <li>• Networking</li> <li>• Data/Communications</li> </ul>

Product Name	Description	Pitch	Current Rating	Circuits Size	Applications
 <p><b>CMC and CMX Sealed, Hybrid, Modular</b></p>	<ul style="list-style-type: none"> <li>Sealed, high-density, modular and cost-effective wire-to-board and wire-to-wire connection systems</li> <li>Three different terminal sizes CP 0.635mm, 1.550mm and 2.80mm support low, medium and high current applications</li> <li>IP6K7 and IP6K9K rated seals</li> </ul>	Various	2.5 - 26.0A	22 - 154	<ul style="list-style-type: none"> <li>Automotive</li> <li>Commercial Vehicle</li> </ul>
 <p><b>ML-Xt™ Sealed Connection System</b></p>	<ul style="list-style-type: none"> <li>Covalently interlocked one-piece plug housing and interfacial seal formed by 2-shot LSR (liquid silicone rubber) molding technology</li> <li>System is IP69K-rated and J2030 test capable</li> <li>Latched rear covers allow for flexible cable exits and movement whilst maintaining seal position and preventing leak paths</li> </ul>	N/A	13.0A	2 - 18	<ul style="list-style-type: none"> <li>Aerospace and Defense</li> <li>Automotive</li> <li>Commercial Vehicle</li> <li>Industrial</li> </ul>
 <p><b>Mizu-P25™</b></p>	<ul style="list-style-type: none"> <li>IP67 certified for complete dustproof and waterproof protection</li> <li>Compact size delivers space savings in tight-packaging applications</li> <li>Positive lock feature ensures secure mating retention</li> <li>Spring-beam terminal design provides high pressure and small deflection for high-vibration applications</li> </ul>	2.50mm	3.0/4.0A	2 - 4	<ul style="list-style-type: none"> <li>Automotive</li> <li>Commercial Vehicle</li> <li>Consumer</li> <li>Industrial</li> </ul>
 <p><b>MX150™</b></p>	<ul style="list-style-type: none"> <li>Conforms to USCAR-20 (FCLT) / USCAR-2 Rev 4 / USCAR-21</li> <li>For use in on-engine, high vibration, under-hood and under-chassis environments at class 3 temperatures</li> <li>Pre-assembled TPA housing assures crimped terminal leads are properly locked into connector</li> <li>Protective matte-seal cap securely retains and provides strain relief to wire seal interface</li> </ul>	3.50mm	22.0A	2 - 20	<ul style="list-style-type: none"> <li>Automotive</li> <li>Commercial Vehicle</li> </ul>
 <p><b>MXP120™ Sealed</b></p>	<ul style="list-style-type: none"> <li>Versatile sealed connection system using space-saving 1.20mm terminals</li> <li>Single Wire Seal (SWS) connection system with robust perimeter seal</li> <li>Female receptacles with Independent Secondary Locking (ISL) and male blade connectors with Primary Lock Reinforcement (PLR)</li> <li>Compatible with AK or USCAR interface</li> </ul>	4.00mm	13.0A	2, 3, 4, 6	<ul style="list-style-type: none"> <li>Automotive</li> <li>Body Electronics</li> <li>Powertrain</li> </ul>
 <p><b>MX150L™</b></p>	<ul style="list-style-type: none"> <li>Offered in wire-to-wire, wire-to-panel and wire-to-board configurations</li> <li>IP67-rated system that provides design flexibility for low level signal to high power applications</li> <li>Key features include pre-assembled connector housings, integral TPA and two-way mat seal on mating connector, sealed panel-mount plugs and proven blade-type terminals</li> </ul>	5.84mm	18.0A	2 - 16	<ul style="list-style-type: none"> <li>Commercial Vehicle</li> <li>Consumer</li> <li>Industrial</li> </ul>
 <p><b>XRC™</b></p>	<ul style="list-style-type: none"> <li>Low-insertion-force stamped terminals</li> <li>Environmentally sealed to IP67 standard</li> <li>Standard and reverse terminal genders allow for custom polarisation</li> <li>Tactile and audible mating feedback</li> </ul>	N/A	13.0A Max	14, 31	<ul style="list-style-type: none"> <li>Automotive</li> <li>Commercial Vehicle</li> </ul>






Product Name	Description	Speed	Density	Orien- tation	Applications
 <b>Impact™</b>	<ul style="list-style-type: none"> <li>Backplane connector system for conventional, coplanar and mezzanine configurations</li> <li>Provides data rates up to 25 Gbps and superior signal density up to 80 differential pairs per inch</li> <li>Achieve low cross-talk and high signal bandwidth while minimising channel-performance variation across every differential pair within the system</li> </ul>	25 Gbps	80 diff pair / sq inch	Conven Coplanar Mezz Orthog	<ul style="list-style-type: none"> <li>Aerospace and Defense</li> <li>Data/Communications</li> <li>Medical</li> <li>Telecommunications</li> </ul>
 <b>GbX I-Trac™</b>	<ul style="list-style-type: none"> <li>Available in standard backplane, orthogonal midplane, high-current power modules, inverted and coplanar configurations</li> <li>Provides design flexibility and enables future system performance upgrades without requiring platform re-design - Capable of supporting next-generation applications with data rates of 12.5 Gbps or higher</li> </ul>	12.5 Gbps	69 diff pair / sq inch	Conven Coplanar Inverted Orthog	<ul style="list-style-type: none"> <li>Medical</li> <li>Networking</li> <li>Telecommunications</li> </ul>
 <b>NeoScale® High-Speed Mezzanine System</b>	<ul style="list-style-type: none"> <li>Modular triad wafer design with four triad configurations for high-speed differential pairs, single-ended and power requirements</li> <li>Housing design based on honeycomb construction</li> <li>Connectors feature 246 circuits with a density of 82 differential pairs per square inch</li> <li>Tombstone structures incorporated within the receptacle housing</li> </ul>	N/A	82 diff pair / sq inch	Vertical	<ul style="list-style-type: none"> <li>Industrial</li> <li>Medical</li> <li>Telecommunications/ Networking</li> </ul>
 <b>Impel™</b>	<ul style="list-style-type: none"> <li>Compact, compliant-pin backplane connector</li> <li>Features Molex patent-pending Impel™ Connector technology with tightly coupled differential-pair structure</li> <li>Custom cable assemblies and multiple pitch options available</li> </ul>	25.0 – 40.0 Gbps	80 diff pair / sq inch	Conven Coplanar Mezz Orthog	<ul style="list-style-type: none"> <li>Aerospace and Defense</li> <li>Data/Communications</li> <li>Networking</li> <li>Telecommunications</li> </ul>
 <b>SpeedStack™</b>	<ul style="list-style-type: none"> <li>Offers high-density signal solution with flexible pin counts</li> <li>Mated stack heights provide design flexibility to address PCB space constraints</li> <li>Split-pad PCB design allows for electrical tuning performance to reach data rates up to 40 Gbps per differential pair</li> </ul>	40.0 Gbps	6 - 32 diff pair / sq inch	Vertical	<ul style="list-style-type: none"> <li>Aerospace and Defense</li> <li>Consumer</li> <li>Medical</li> <li>Networking</li> <li>Telecommunications</li> </ul>
 <b>NeoPress</b>	<ul style="list-style-type: none"> <li>Modular triad wafer design offers high-speed differential pairs that can be tuned to 85-to-100-Ohm impedances</li> <li>Options include four triad configurations, high-speed single-ended traces, low-speed single-ended lines and power contacts</li> <li>Proven Impel™ press-fit compliant-pin termination design with data rates up to 28 Gbps</li> </ul>	28 Gbps	76 diff pair / sq inch	Vertical	<ul style="list-style-type: none"> <li>Industrial Automation</li> <li>Telecommunications/ Networking</li> </ul>
 <b>SEARAY*</b>	<ul style="list-style-type: none"> <li>Multiple stack heights and circuit options provide design flexibility</li> <li>SEARAY footprint (1.27 by 1.27mm) provides cost-effective attachment method</li> <li>Unique patented solder-charge technology</li> <li>Robust guidance and polarisation design</li> <li>Narrow body design</li> </ul>	12.5 Gbps	N/A	Vertical	<ul style="list-style-type: none"> <li>Aerospace and Defense</li> <li>Medical</li> <li>Telecommunications/ Networking</li> </ul>
 <b>HD Mezz™</b>	<ul style="list-style-type: none"> <li>Molex's patented solder-attach method for PCB termination</li> <li>Flexible tooling design with stack heights ranging from 16.0 to 38.0mm and circuit sizes of 91-403 circuits</li> <li>Highest contact density on market with 14 differential pairs per cm<sup>2</sup></li> </ul>	12.5 Gbps	14 diff pair / sq inch 52 cm	Vertical	<ul style="list-style-type: none"> <li>Aerospace and Defense</li> <li>Medical</li> <li>Networking</li> <li>Telecommunications</li> </ul>









\*SEARAY is a trademark of Samtec, Inc.







Product Name	Description	Speed	Density	Orien- tation	Applications
 <p><b>Plateau HS Dock+™</b></p>	<ul style="list-style-type: none"> <li>Phosphorus-nickel-plated plastic housings provide shielding for low crosstalk and electrostatic discharge (EDS) grounding</li> <li>Insert-molded terminals</li> <li>Press-fit compliant pin</li> <li>Four levels of mating</li> <li>Multiple circuit sizes available</li> </ul>	10.0 Gbps	N/A	Right-Angle	<ul style="list-style-type: none"> <li>Networking</li> <li>Telecommunications</li> </ul>
 <p><b>PMC</b></p>	<ul style="list-style-type: none"> <li>Multiple stack heights offer design flexibility</li> <li>Leaf-style contact design protects terminal during mating and handling</li> <li>Low mating forces for less stress on PCB and solder joints</li> <li>Select 30u" Gold plating on contact</li> <li>RoHS compliant LCP housing</li> </ul>	N/A	N/A	Vertical	<ul style="list-style-type: none"> <li>Consumer</li> <li>Networking</li> <li>Telecommunications</li> </ul>
 <p><b>SpeedEdge™</b></p>	<ul style="list-style-type: none"> <li>Mechanically robust with thicker walls and higher stack height than other mezzanine systems</li> <li>Split-pad PCB design</li> <li>Design includes contacts with gradual lead-in</li> <li>Multiple circuit sizes with a range of 6 to 32 differential pairs</li> <li>Profiles as low as 7.00mm</li> </ul>	40 Gbps	6 - 32 diff pair	Vertical	<ul style="list-style-type: none"> <li>Aerospace and Defense</li> <li>Automotive</li> <li>Medical</li> <li>Telecommunications/Networking</li> </ul>
 <p><b>EdgeLine®</b></p>	<ul style="list-style-type: none"> <li>Available in multiple orientations and PCB thickness</li> <li>Press-fit or compliant-pin terminal design</li> <li>Cost-effective stitched terminal</li> <li>Common or singulated ground</li> <li>Center key available on certain circuit sizes</li> </ul>	12.5 - 25.0 Gbps	N/A	Multiple	<ul style="list-style-type: none"> <li>Aerospace and Defense</li> <li>Industrial</li> <li>Networking</li> <li>Telecommunications</li> </ul>
 <p><b>PCI Express*</b></p>	<ul style="list-style-type: none"> <li>Complies with the PCI SIG specification for desktop PCI Express implementations</li> <li>Supports 8 Gbps data transfer rate</li> <li>Scalable modular design maximises card interoperability for user flexibility</li> <li>Enables hot plug and hot swap</li> <li>Simple through-hole design</li> </ul>	8.0 Gbps	N/A	Vertical	<ul style="list-style-type: none"> <li>Consumer</li> <li>Data/Communications</li> </ul>



\* The PCI Express name is a trademark of the PCI-SIG






Product Name	Description	Pitch	Current Rating	Circuits Size	Applications
 <p><b>SlimStack™</b></p>	<ul style="list-style-type: none"> <li>Stacking heights from 0.70 to 20.00mm</li> <li>All versions are gold-plated for high reliability over multiple mating cycles</li> <li>Dual-contact design</li> <li>SMT tails that create strong solder fillets, and a friction locking feature for added mating retention</li> <li>Hybrid Power version available</li> </ul>	0.35 - 1.00mm	0.3 - 10.0A	6 - 240	<ul style="list-style-type: none"> <li>Consumer</li> <li>Medical</li> <li>Smart Phones and Mobile Devices</li> </ul>
 <p><b>PMC</b></p>	<ul style="list-style-type: none"> <li>Fully shrouded leaf-style design minimizes the chance of damaging plug contacts</li> <li>Receptacle contacts feature a low mating force that reduces PCB stress</li> <li>Gold over Nickel contact plating enhances long-term reliability</li> <li>LCP housings enable SMT reflow processing</li> </ul>	1.00mm	1.0A	64	<ul style="list-style-type: none"> <li>Consumer</li> <li>Networking</li> <li>Telecommunications</li> </ul>
 <p><b>EBBI™ 50D</b></p>	<ul style="list-style-type: none"> <li>Low-cost unshielded, high density leaf-style connectors</li> <li>Available in vertical, right-angle, blind-mating and SMT configurations</li> <li>Housings are UL 94V-0 approved, the IDT receptacles mate to standard .062 inch pc card edge</li> <li>Terminals are plated with 30µ" minimum gold in the mating area</li> </ul>	1.27mm	1.0A	30 - 130	<ul style="list-style-type: none"> <li>Data communication</li> <li>Telecommunication</li> </ul>
 <p><b>Compression Connectors</b></p>	<ul style="list-style-type: none"> <li>Offers design flexibility, reduced component counts and a high degree of manufacturability</li> <li>Range includes parts with a height above the board of 0.60mm and contact pitches as small as 0.70mm</li> <li>High temperature materials used in the manufacturing process enable the parts to be IR reflow soldered</li> </ul>	1.60mm	1.0A	4, 6, 8	<ul style="list-style-type: none"> <li>Industrial</li> <li>Smart Phones and Mobile Devices</li> </ul>
 <p><b>Milli-Grid™</b></p>	<ul style="list-style-type: none"> <li>Saves up to 40% in PCB real estate over traditional 2.54mm pitch connectors</li> <li>Suitable for wire-to-board, board-to-board and IDT cable-to board connections</li> <li>Features include early entry (long wipe) terminals, center polarisation key and locking ramps, SMT and through-hole headers</li> </ul>	2.00mm	2.0A	2 - 50	<ul style="list-style-type: none"> <li>Automotive</li> <li>Consumer</li> <li>Networking</li> <li>Telecommunications</li> </ul>


Product Name	Description	Pitch	Current Rating	Circuits Size	Applications
 <p><b>EXTreme PowerMass™</b></p>	<ul style="list-style-type: none"> <li>High-current, board-to-board, modular connector system</li> <li>Provides customer-specific interconnect solutions for AC and DC power requirements</li> <li>System offers a density of up to 350.0A per inch while providing minimum heat generation due to extremely low plane-to-plane resistance</li> <li>Multiple power options (150.0, 80.0 and 40.0A) give maximum flexibility</li> </ul>	Various	150.0A	1 - 64	<ul style="list-style-type: none"> <li>Networking</li> <li>Telecommunications</li> </ul>
 <p><b>EXTreme Ten60Power™</b></p>	<ul style="list-style-type: none"> <li>Easily configured to meet special design requirements with no tooling costs</li> <li>Modular high-current power and signal system in a coplanar and right-angle board-to-board orientations</li> <li>Low profile (10.0mm height) helps to enhance the system airflow within the power system</li> </ul>	Various	60.0A	1 - 81	<ul style="list-style-type: none"> <li>Industrial</li> <li>Networking</li> <li>Telecommunications</li> </ul>
 <p><b>EXTreme PowerEdge™</b></p>	<ul style="list-style-type: none"> <li>One-piece vertical card-edge style connector</li> <li>Used with either gold finger pc boards or as a bus bar interconnect for power supply and power distribution applications</li> <li>Connectors are available in power only, signal only and power/signal combinations and can be configured for AC and DC power systems</li> </ul>	Various	40.0A	4	<ul style="list-style-type: none"> <li>Networking</li> <li>Telecommunications</li> </ul>
 <p><b>EXTreme LPHPower™</b></p>	<ul style="list-style-type: none"> <li>Mixed, high-current power and signal connector system with power blades parallel to the PC board</li> <li>Extremely low-profile height of only 7.50mm allows greater system airflow</li> <li>Takes up 53% less space than traditional connectors with the same current rating</li> <li>Right-angle, coplanar or vertical configurations are available</li> </ul>	Various	30.0A	2 - 54	<ul style="list-style-type: none"> <li>Data Communications</li> <li>Industrial Automation</li> <li>Networking</li> <li>Telecommunications</li> </ul>
 <p><b>EXTreme Energetic™</b></p>	<ul style="list-style-type: none"> <li>Capable of handling up to 60% more current per blade bay than other products on the market</li> <li>Robust, high-current blades rated up to 40V, AC or DC</li> <li>Low-power-loss interface design</li> <li>Available in 4- and 6-blade bays with 25-circuit signal bays and end-mount guidance</li> </ul>	2.00 – 6.50mm	100.0A	27 - 31	<ul style="list-style-type: none"> <li>Data/Communications</li> <li>Networking</li> <li>Telecommunications</li> </ul>
 <p><b>Micro-Fit BMI™</b></p>	<ul style="list-style-type: none"> <li>BMI (Blind Mate Interface) design for hard to reach applications where connectors are not visible to operator during engaging/disengaging</li> <li>Accepts standard Micro-Fit female and male crimp terminals</li> <li>Self aligning feature molded into housings</li> <li>Fully polarised and fully isolated terminals</li> </ul>	3.00mm	5.0A	4 - 24	<ul style="list-style-type: none"> <li>Aerospace and Defense</li> <li>Consumer</li> <li>Data/Communications</li> <li>Medical</li> <li>Sustainable Energy</li> <li>Telecommunications</li> </ul>
 <p><b>KK® 396</b></p>	<ul style="list-style-type: none"> <li>Ideal for use in many varied applications</li> <li>RPC (reflow process compatible) headers are available in vertical and right-angle friction-lock variations</li> <li>UL 94V-0 and Glow wire compliant versions are also available</li> <li>Optional Trifurcon™, three point contact, dual cantilever terminal</li> </ul>	3.96mm	7.0A	2 - 24	<ul style="list-style-type: none"> <li>Automotive</li> <li>Consumer</li> <li>Industrial</li> <li>Medical</li> <li>Data/Computing</li> <li>Telecommunications/Networking</li> </ul>
 <p><b>Mini-Fit®</b></p>	<ul style="list-style-type: none"> <li>Designed for higher-current /higher-density applications which require design flexibility</li> <li>Features include fully isolated terminals, positive locking, low-engagement forces and polarised housings and receptacles</li> <li>Glow wire compliant and Halogen free versions are available</li> <li>Family includes Blind Mate Interface (BMI) connectors</li> </ul>	4.20mm	13.0A	2 - 24	<ul style="list-style-type: none"> <li>Consumer</li> <li>Data/Communications</li> <li>Industrial Automation</li> <li>Networking</li> <li>Medical</li> <li>Automotive</li> <li>Commercial Vehicle</li> <li>Military/Aerospace</li> <li>Telecommunications</li> <li>Alternative Energy Source</li> </ul>

Product Name	Description	Pitch	Current Rating	Circuits Size	Applications
 <p><b>KK® 254</b></p>	<ul style="list-style-type: none"> <li>Versatile single-row wire-to-board and board-to-board crimp contact system</li> <li>Vertical and right-angle PCB headers with or without polarisation and friction locks</li> <li>Right-angle top- and bottom-entry PCB connector mates with standard headers to facilitate board-to-board configurations</li> </ul>	2.54mm	4.0A	2 - 36	<ul style="list-style-type: none"> <li>Automotive</li> <li>Consumer</li> <li>Data/Communications</li> <li>Medical</li> </ul>
 <p><b>C-Grid III™</b></p>	<ul style="list-style-type: none"> <li>3rd generation C-Grid III™ system offers unique design features including 3 different plating options, a termination technique supporting discrete wire and ribbon cable connectors</li> <li>Features inter-mateability with Molex's QF-50 product line and full compatibility with DIN41651, HE-13/14 standard connector systems</li> </ul>	2.54mm	3.0A	4 - 64	<ul style="list-style-type: none"> <li>Commercial Vehicle</li> <li>Consumer</li> </ul>
 <p><b>TermiMate™</b></p>	<ul style="list-style-type: none"> <li>Terminal only system provides cost savings versus two-piece housing style systems and offers design flexibility</li> <li>Low profile and compact size for space-saving</li> <li>Secure friction lock provides secure mating and prevents accidental disconnects</li> </ul>	1.20mm	3.0A	1	<ul style="list-style-type: none"> <li>Consumer</li> <li>Lighting</li> <li>Smart Phone and Mobile Devices</li> </ul>
 <p><b>Custom Headers</b></p>	<ul style="list-style-type: none"> <li>Offers complete design flexibility to meet design requirements</li> <li>Ideal for specific board stacking applications with single and dual wafers</li> <li>Easy breakaway to smaller sizes</li> <li>Multiple mounting versions available, including vertical and right-angle, through-hole and more</li> </ul>	1.27 – 3.69mm	3.0A	2 - 100	<ul style="list-style-type: none"> <li>Automotive</li> <li>Commercial Vehicle</li> <li>Consumer</li> <li>Data/Communications</li> <li>Industrial</li> <li>Telecommunications</li> </ul>
 <p><b>C-Grid® Products</b></p>	<ul style="list-style-type: none"> <li>Compact, compliant-pin backplane connector</li> <li>Features Molex Impel™ connector technology with tightly coupled differential-pair structure</li> <li>Custom cable assemblies and multiple pitch options available</li> </ul>	2.54mm	1.0-5.0A	2 - 130	<ul style="list-style-type: none"> <li>Aerospace and Defense</li> <li>Data/Communications</li> <li>Networking</li> <li>Telecommunications</li> </ul>
 <p><b>Flexi-Mate™</b></p>	<ul style="list-style-type: none"> <li>Provides a full range of co-planar wire-to-board, board-to-board and terminator options for the lighting industry</li> <li>Key features include a dual-contact terminal design for secure electrical contact and space-saving positive side locks</li> <li>Guide features help facilitate mating and protect terminals</li> </ul>	3.70mm	2.0A	2	<ul style="list-style-type: none"> <li>Consumer</li> <li>Lighting</li> </ul>



Product Name	Description	Pitch	Current Rating	Circuits Size	Applications
 <b>Serial ATA</b>	<ul style="list-style-type: none"> <li>Available in various configurations to meet a range of power and signal supply requirements</li> <li>High-temperature housing withstands lead-free processing</li> <li>Conforms with SATA Associations specifications</li> <li>Guide pocket for plug and guide post for receptacle allows for blind-mating</li> </ul>	0.80 – 5.08mm	1.5A	4 - 68	<ul style="list-style-type: none"> <li>Consumer</li> <li>Data/Communications</li> <li>Industrial</li> <li>Networking</li> <li>Telecommunications/Networking</li> </ul>
 <b>Array Beam™ High-Density</b>	<ul style="list-style-type: none"> <li>Low profile, compact array design for space savings</li> <li>Beveled dual-beam contact design that provides electrical reliability and withstands vibration well</li> <li>Round, elongated SMT solder pads</li> <li>Spring connection between terminal and solder pad</li> </ul>	1.27mm	2.0A	528	<ul style="list-style-type: none"> <li>Data/Computing</li> <li>Medical</li> </ul>





# Power Connectors Current up to 5A

Product Name	Description	Pitch	Current Rating	Circuits Size	Applications
 <b>Mini50™</b>	<ul style="list-style-type: none"> <li>Achieves 50% space-saving over traditional USCAR 0.64mm connectors</li> <li>Single- and dual-row receptacles with smaller terminals to fit more low-current electrical circuits</li> <li>High-performing sealed receptacle using matte seal design</li> <li>IP68 rated</li> </ul>	2.00mm	3.0A	4 - 24	<ul style="list-style-type: none"> <li>Automotive</li> <li>Commercial Vehicle</li> </ul>
 <b>Micro-Fit™ 3.0</b>	<ul style="list-style-type: none"> <li>Wire-to-wire, wire-to-board and board-to-board connector system in single and dual row configurations</li> <li>Features include blind mate (BMI), compliant pin (CPI) and reduced mating force (RMF) options</li> <li>PCB mount headers available in straight and right angle, SMT and T/H types</li> <li>Halogen-free and glow-wire compliant materials</li> </ul>	3.00mm	5.0A	2 - 24	<ul style="list-style-type: none"> <li>Sustainable Energy</li> <li>Consumer</li> <li>Data/Communications</li> <li>Medical</li> <li>Military/Aerospace</li> <li>Telecommunications</li> </ul>
 <b>Standard .062"</b>	<ul style="list-style-type: none"> <li>Provides a robust economical solution to applications needing a current handling capability</li> <li>Housings will accept both male and female terminals and are polarised to eliminate mismatching and provide design flexibility</li> <li>Passive (friction) lock to secure mating of the housings</li> <li>Round terminals may be oriented in any direction enabling fast assembly</li> </ul>	3.68mm	5.0A	1 - 36	<ul style="list-style-type: none"> <li>Consumer</li> <li>Data/Communications</li> <li>Networking</li> </ul>



Product Name	Description	Pitch	Current Rating	Circuits Size	Applications
 <b>Ditto™</b>	<ul style="list-style-type: none"> <li>Available in Glow-wire capable, positive lock and friction lock versions</li> <li>Hermaphroditic single housing and terminal interconnect system</li> <li>Anti-twist housing feature ensures proper seating of terminals</li> <li>Polarised housings prevent mis-mating</li> </ul>	2.50mm, 3.00mm	5.6 - 8.0A, 4.2 - 5.0A	2 - 8	<ul style="list-style-type: none"> <li>Commercial Vehicle</li> <li>Consumer</li> <li>Lighting</li> </ul>
 <b>Nano-Fit™</b>	<ul style="list-style-type: none"> <li>Smallest, fully-isolated headers in the market, delivering up to 69% PCB space savings</li> <li>Multiple mechanical keying and colour-coded options</li> <li>Optional Terminal Position Assurance (TPA) retainer</li> <li>Positive-lock housing with anti-snag design</li> </ul>	2.50mm	6.5A	2 - 16	<ul style="list-style-type: none"> <li>Aerospace and Defense</li> <li>Automotive</li> <li>Consumer</li> <li>Industrial</li> <li>Medical</li> <li>Telecommunications/Networking</li> </ul>
 <b>KK™ 396</b>	<ul style="list-style-type: none"> <li>Ideal for use in many varied applications</li> <li>RPC (reflow process compatible) headers are available in vertical and right-angle friction-lock variations</li> <li>UL 94V-0 and Glow wire compliant versions are also available</li> <li>Optional Trifurcon™, three point contact, dual cantilever terminal</li> </ul>	3.96mm	7.0A	2 - 24	<ul style="list-style-type: none"> <li>Data/Computing</li> <li>Telecommunications</li> <li>Automotive</li> <li>Consumer</li> <li>Industrial</li> <li>Medical</li> </ul>
 <b>EdgeMate™</b>	<ul style="list-style-type: none"> <li>Mates directly to PCB edge card without a mating header</li> <li>Positive lock design offers strong PCB to connector retention</li> <li>Polarised housings and crimp terminals</li> <li>Bifurcated terminals allow secondary current paths for long-term electrical reliability</li> </ul>	3.96mm	7.0A	2 - 12	<ul style="list-style-type: none"> <li>Consumer</li> <li>Industrial</li> <li>Lighting</li> </ul>
 <b>H-DAC 64™</b>	<ul style="list-style-type: none"> <li>Scoop-proof housing prevents against accidental bending of pins</li> <li>Three polarisation options available in standard USCAR colour scheme</li> <li>Positive lock proves audible click during mating</li> <li>TPA feature ensures terminal retention</li> <li>Optional clip shot feature</li> </ul>	2.50mm	11.0A	3 - 24	<ul style="list-style-type: none"> <li>Automotive</li> <li>Commercial Vehicle</li> </ul>
 <b>Mini-Fit®</b>	<ul style="list-style-type: none"> <li>Designed for higher-current/higher-density applications which require design flexibility for multiple configurations</li> <li>Features include fully isolated terminals, positive locking, low-engagement forces and polarised housings and receptacles</li> <li>Glow Wire compliant and Halogen free versions are available</li> </ul>	4.20mm	13.0A	2 - 24	<ul style="list-style-type: none"> <li>Consumer</li> <li>Data/Communications</li> <li>Industrial Automation</li> <li>Networking</li> <li>Medical</li> <li>Automotive</li> <li>Commercial Vehicle</li> <li>Military/Aerospace</li> <li>Telecommunications</li> <li>Alternative Energy Source</li> </ul>
 <b>Ultra-Fit™</b>	<ul style="list-style-type: none"> <li>Mechanically keyed colour-coded options allow for same circuit, multiple connector use with little chance of cross mating</li> <li>17% smaller footprint over similar power connectors</li> <li>Positive lock housing with anti-snag design</li> <li>Ultra-low mating force</li> <li>TPA cable assemblies available</li> </ul>	3.50mm	14.0A	2 - 16	<ul style="list-style-type: none"> <li>Aerospace and Defense</li> <li>Automotive</li> <li>Consumer</li> <li>Industrial</li> <li>Lighting</li> <li>Medical</li> <li>Telecommunications</li> </ul>
 <b>SolderRight™</b>	<ul style="list-style-type: none"> <li>Right-angle mounting orientation provides super low-profile solder options for wires exiting a PCB</li> <li>Multiple terminal/wire size ranges (14 - 27 AWG)</li> <li>Single terminal one-piece crimp design</li> <li>Solder pins positioned between the insulation and conductor crimps offer superior wire strain relief</li> </ul>	N/A	14.0A	N/A	<ul style="list-style-type: none"> <li>Automotive</li> <li>Commercial Vehicle</li> <li>Consumer</li> <li>Industrial</li> <li>Medical</li> <li>Telecommunications</li> </ul>










Product Name	Description	Pitch	Current Rating	Circuits Size	Applications
 <p><b>Standard .093"</b></p>	<ul style="list-style-type: none"> <li>• Industry standard .093" pin-and-socket power connectors are suitable for wire-to-wire and wire-to-board configurations</li> <li>• Terminals can be used in both plug or receptacle housings allowing for design flexibility</li> <li>• PCB headers are also available</li> <li>• Features include panel mount and free hanging housings with positive locks and fully isolated contacts</li> </ul>	5.03mm	14.0A	1 - 15	<ul style="list-style-type: none"> <li>• Consumer</li> <li>• Data/Communications</li> <li>• Networking</li> </ul>
 <p><b>VersaBlade™</b></p>	<ul style="list-style-type: none"> <li>• Enables reliable signal and power transmission with superior mating reliability and easy harness assembly</li> <li>• Multi-configured modular housings with colour coding options</li> <li>• Positive lock feature</li> <li>• Variety of terminal position assurance types</li> </ul>	6.20 - 8.90mm	15.0A	1 - 9	<ul style="list-style-type: none"> <li>• Consumer</li> <li>• Data/Computing</li> </ul>









Product Name	Description	Pitch	Current Rating	Circuits Size	Applications
 <b>MLX™</b>	<ul style="list-style-type: none"> <li>• Interchangeable, intermateable and intermountable with industry standard products</li> <li>• Allows greater flexibility in mating with existing wire harnesses, connectors or PCB headers</li> <li>• Housings are designed for both male and female terminals</li> <li>• Housings are fully polarised and offer positive locking</li> </ul>	6.35mm	13.5A, 20.0A	1 - 15	<ul style="list-style-type: none"> <li>• Commercial Vehicle</li> <li>• Consumer</li> <li>• Industrial Automation</li> <li>• Networking</li> </ul>
 <b>RAST 5</b>	<ul style="list-style-type: none"> <li>• IDT and crimp connectors are extremely reliable power connectors meeting all industry standards and testing requirements</li> <li>• Features include Glow-Wire compliant, low-insertion force and colour-coded polarisation</li> <li>• Multiple keying and latching configurations available</li> <li>• Vertical and right-angle headers are also available in tin and silver plating</li> </ul>	5.00mm	16.0A	1 - 16	<ul style="list-style-type: none"> <li>• Consumer</li> </ul>
 <b>Sabre™</b>	<ul style="list-style-type: none"> <li>• High-current wire-to-wire and wire-to-board connector family with a built-in TPA feature that prevents terminal backout</li> <li>• Fully isolated terminals are available to suit a wide range of wire gauges and insulation thicknesses</li> <li>• System is UL recognised, CSA approved, TUV licensed</li> </ul>	7.50mm	18.0A	2 - 8	<ul style="list-style-type: none"> <li>• Alternative Energy</li> <li>• Consumer</li> <li>• Industrial Automation</li> <li>• Medical</li> <li>• Military/Aerospace</li> <li>• Networking</li> <li>• Telecommunications</li> </ul>
 <b>Mega-Fit™</b>	<ul style="list-style-type: none"> <li>• Delivers cutting-edge current density at 23.0A per circuit</li> <li>• Terminals provide six independent contact points for long-term reliability in virtually every industry and application</li> <li>• Available in a wire-to-board configuration with vertical and right-angled headers along with UL94V-0 and glow-wire compliant housings</li> </ul>	5.70mm	23.0A	2 - 12	<ul style="list-style-type: none"> <li>• Consumer</li> <li>• Home Appliance</li> <li>• Commercial Vehicle</li> <li>• Industrial</li> <li>• Telecom</li> </ul>







Product Name	Description	Pitch	Current Rating	Circuits Size	Applications
 <b>Stac64™</b>	<ul style="list-style-type: none"> <li>Stackable connection system of readily available PCB headers</li> <li>Headers and receptacle housings are moulded in standard USCAR colour scheme for additional polarisation</li> <li>Modular housing design with standard dovetail features</li> </ul>	2.54 - 5.25mm	6.1 - 30.0A	8 - 80	<ul style="list-style-type: none"> <li>Automotive</li> <li>Commercial Vehicle</li> </ul>
 <b>EXTreme LPHPower™</b>	<ul style="list-style-type: none"> <li>Mixed, high-current power and signal connector system with power blades parallel to the PCB</li> <li>Extremely low-profile height of only 7.50mm allows greater system airflow</li> <li>Takes up 53% less space than traditional connectors with the same current rating</li> <li>Right-angle, coplanar or vertical configurations are available</li> </ul>	Various	30.0A	2 - 54	<ul style="list-style-type: none"> <li>Data Communications</li> <li>Industrial Automation</li> <li>Networking</li> <li>Telecommunications</li> </ul>
 <b>SuperSabre™</b>	<ul style="list-style-type: none"> <li>Delivers 34.0A per blade and 600V to match requirements for high-current and high-voltage applications in a low-profile design</li> <li>Operating temperature to +125°C, USCAR-2, level 3</li> <li>Flat-blade terminal design with four independent points of electrical contact</li> <li>Silver-plated, high conductivity alloy terminals</li> </ul>	7.50mm	34A	2 - 8	<ul style="list-style-type: none"> <li>Automotive</li> <li>Consumer</li> <li>Medical</li> <li>Telecommunications</li> </ul>
 <b>EXTreme PowerEdge™</b>	<ul style="list-style-type: none"> <li>One-piece vertical card edge style connector</li> <li>Used with either gold finger PCB or as a bus bar interconnect for power supply and power distribution applications</li> <li>Connectors are available in power only, signal only and power/signal combinations and can be configured for AC and DC power systems</li> </ul>	Various	40.0A	4	<ul style="list-style-type: none"> <li>Networking</li> <li>Telecommunications</li> </ul>
 <b>Mini-Fit Sr.™</b>	<ul style="list-style-type: none"> <li>Silver-plated contacts offer significant cost-savings and avoid manual lubrication</li> <li>Terminal Position Assurance (TPA) retainer required on housings</li> <li>Polarised housing prevents connector mis-mating</li> <li>Dual-beam (female) terminal design</li> </ul>	10.00mm	50.0A	2 - 14	<ul style="list-style-type: none"> <li>Industrial</li> <li>Commercial Vehicle</li> <li>Consumer</li> <li>Automotive</li> <li>Medical</li> <li>Data/Networking/ Telecom</li> </ul>
 <b>EXTreme Ten60Power™</b>	<ul style="list-style-type: none"> <li>Easily configured to meet special design requirements with no tooling costs</li> <li>System is a modular high-current power and signal connector system in a coplanar and right-angle board-to-board orientation</li> <li>Low profile (10.0mm height) helps to enhance the system airflow within the power system</li> </ul>	Various	60.0A	1 - 81	<ul style="list-style-type: none"> <li>Industrial Automation</li> <li>Networking</li> <li>Telecommunications</li> </ul>
 <b>EXTreme Guardian™</b>	<ul style="list-style-type: none"> <li>Exceeds high-current and reliability requirements in top-end server and high-power applications</li> <li>Provides EMI/RFI shielding</li> <li>Overmolded and discrete wire options are available for design flexibility</li> <li>Features 'first mate, last break' contact arrangements</li> </ul>	11.00mm	80.0A	2 - 6	<ul style="list-style-type: none"> <li>Automotive</li> <li>Consumer</li> <li>Telecommunications</li> <li>Datacom</li> </ul>




Product Name	Description	Pitch	Current Rating	Circuits Size	Applications
 <p><b>EXTreme EnergetiC™</b></p>	<ul style="list-style-type: none"> <li>• Capable of handling up to 60% more current per blade bay than other products on the market</li> <li>• Robust, high-current blades rated up to 40V, AC or DC</li> <li>• Low-power-loss interface design</li> <li>• Available in 4- and 6-blade bays with 25-circuit signal bays and end-mount guidance</li> </ul>	Various	100.0A	27 - 31	<ul style="list-style-type: none"> <li>• Data/Communications</li> <li>• Networking</li> <li>• Telecommunications</li> </ul>
 <p><b>EXTreme PowerMass™</b></p>	<ul style="list-style-type: none"> <li>• High-current, board-to-board, modular connector system</li> <li>• Provides customer-specific interconnect solutions for AC and DC power requirements</li> <li>• System offers a density of up to 350.0A per inch while providing minimum heat generation due to extremely low plane-to-plane resistance</li> <li>• Multiple power options (150.0, 80.0 and 40.0A) give maximum flexibility</li> </ul>	Various	150.0A	1 - 64	<ul style="list-style-type: none"> <li>• Networking</li> <li>• Telecommunications</li> </ul>

Product Name	Description	Pitch	Current Rating	Circuits Size	Applications
 <p><b>Consumer USB</b></p>	<ul style="list-style-type: none"> <li>Industry standard USB connectors and cable assemblies provide connection for power and data exchange without the need for a host PC across a variety of industries</li> <li>Products are available in standard, micro, mini, industrial and automotive styles to fit any application need</li> <li>Available in USB Type C (3.1), 2.0 and 3.0</li> </ul>	0.50mm 0.65mm 0.80mm 2.00mm 2.50mm	1.0A - 5.0A	4 - 24	<ul style="list-style-type: none"> <li>Consumer</li> <li>Medical</li> <li>Smart Phones and Mobile Devices</li> </ul>
 <p><b>DisplayPort* and Mini DisplayPort</b></p>	<ul style="list-style-type: none"> <li>Delivers pure digital connections quickly and seamlessly to external displays</li> <li>Offers plug-and-play performance while supporting VGA, DVI and dual-link DVI connections</li> <li>Cable assemblies come in both latching and nonlatching versions</li> </ul> <p>* Mini DisplayPort* is 50% of the size of standard DisplayPort connectors            * DisplayPort is a trademark of Video Electronics Standards Association (VESA)</p>	0.50mm 1.00mm	0.5A	20	<ul style="list-style-type: none"> <li>Consumer</li> <li>Data/Communications</li> </ul>
 <p><b>HDMI*</b></p>	<ul style="list-style-type: none"> <li>High Definition Multimedia Interface (HDMI*)</li> <li>Compact, user-friendly fully shielded design</li> <li>A single cable bandwidth of 5 Gbps carries both uncompressed audio and video</li> <li>Other features include backward compatible HDMI to DVI cables, mounting flanges and triad signal layout</li> <li>Micro HDMI connectors available in half the size of the industry Mini HDMI connector</li> </ul> <p>* HDMI, the HDMI Logo, and High Definition Multimedia Interface are trademarks or registered trademarks of HDMI Licensing LLC in the US and other countries</p>	0.40mm	0.8A	19	<ul style="list-style-type: none"> <li>Consumer</li> <li>Automotive</li> <li>Commercial Vehicle</li> <li>Smart Phones and Mobile Devices</li> </ul>
 <p><b>MicroCross™ DVI</b></p>	<ul style="list-style-type: none"> <li>Provides a highbandwidth video interface for host and display devices</li> <li>The rugged LFH (Low Force Helix) contact design provides two points of contact for optimal signal integrity and reduces insertion force to ensure high reliability</li> <li>A full range of connectors, cables and adapters is available</li> </ul>	N/A	3.0A	29	<ul style="list-style-type: none"> <li>Consumer</li> </ul>
 <p><b>Micro-USB Connectors, Waterproof</b></p>	<ul style="list-style-type: none"> <li>IP67-rated sealing protection safeguards costly application investments</li> <li>Wide terminal contacts provide higher current-carrying capacity of 2.0A than USB-IF (USB Implementers Forum) specification of 1.80A</li> <li>Insert-mould housing ensures reinforced terminal retention</li> </ul>	0.65mm	1.0A (Signal pins 2, 3 and 4) 1.8A (Power pins, 1 and 5)	5	<ul style="list-style-type: none"> <li>Smart Phone and Mobile Devices</li> <li>Consumer</li> </ul>
 <p><b>In-Vehicle USB Charger</b></p>	<ul style="list-style-type: none"> <li>Pre-assembled active USB charger with PCB routing and mechanical enclosure design</li> <li>Compliant with Battery Charging (BC) 1.2 standards</li> <li>Designed for existing rocker-switch panels for commercial vehicles</li> <li>Compatible Molex automotive I/O connector offering</li> </ul>	N/A	1.5A	5	<ul style="list-style-type: none"> <li>Aerospace and Defense</li> <li>Commercial Vehicle</li> <li>Automotive</li> </ul>
 <p><b>HandyLink™ I/O</b></p>	<ul style="list-style-type: none"> <li>HandyLink™ USB 2.0 compatible family with speeds up to 622 Mbps</li> <li>Low-profile height 3.50mm compact-width 21.0mm receptacles</li> <li>Plugs feature FMLB pins (pins 1 and 16)</li> <li>Optional voided pins on plug and receptacle</li> <li>Robust cradle connector design offers parallel or perpendicular PCB mounting</li> </ul>	0.80mm	1.0A	3 - 16	<ul style="list-style-type: none"> <li>Aerospace and Defence</li> <li>Automotive</li> <li>Consumer</li> <li>Data/Communications</li> <li>Medical</li> <li>Smart Phones and Mobile Devices</li> </ul>



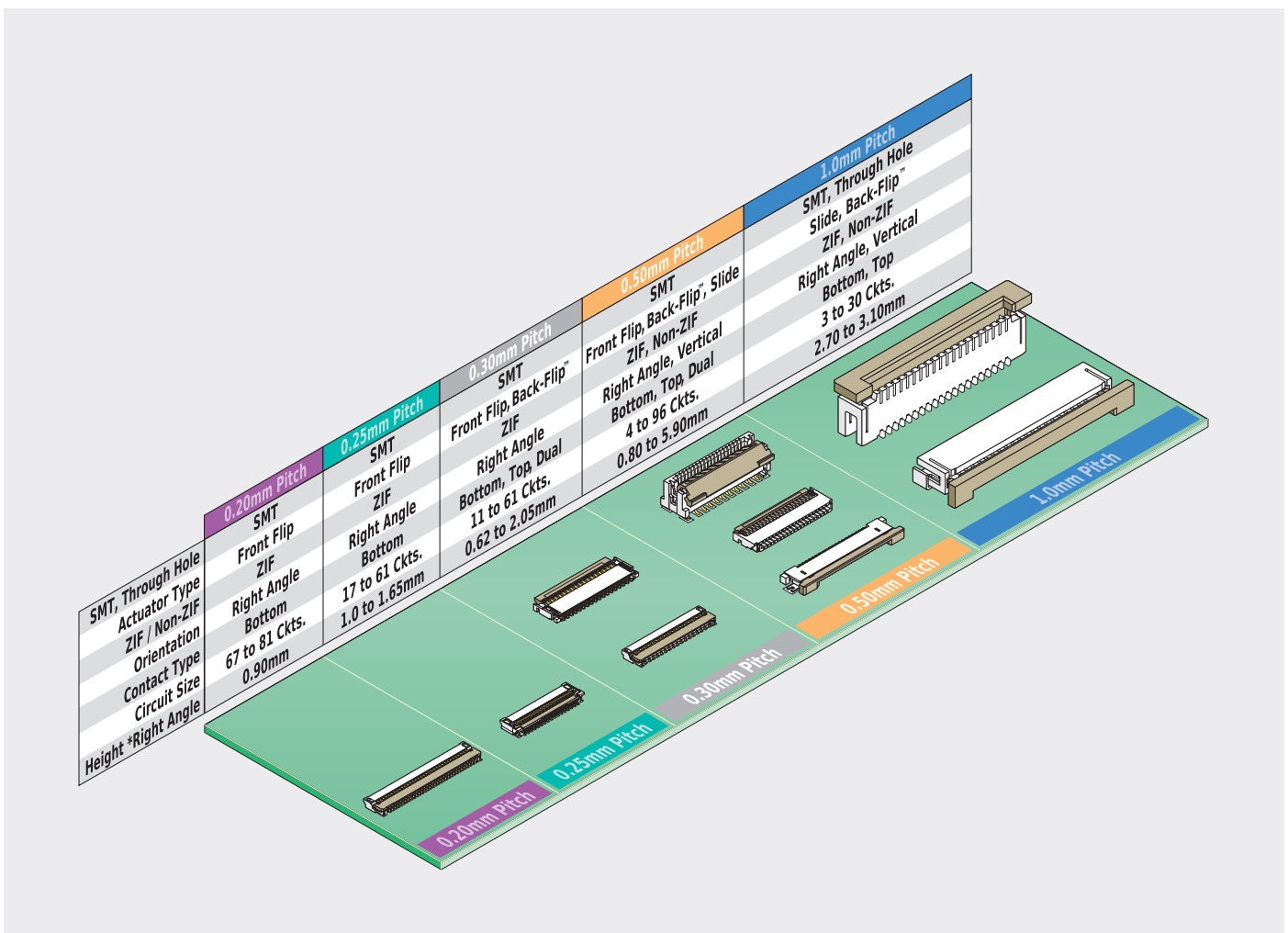
Product Name	Description	Pitch	Current Rating	Circuits Size	Applications
 <b>iPass™</b>	<ul style="list-style-type: none"> <li>iPass™ Interconnect System offers both connectors and cable assemblies that enable flexible speed compatibility</li> <li>For applications ranging from 1.5 Gbps up through 14 Gbps.</li> <li>Cable assemblies provide 100 Ohm differential impedance with tight skew control and low crosstalk</li> <li>Available in multiple standard /custom cable lengths</li> </ul>	N/A	0.5A	Multiple	<ul style="list-style-type: none"> <li>Data/Communications</li> <li>Networking</li> <li>Telecommunications</li> </ul>
 <b>iPass+™ HD</b>	<ul style="list-style-type: none"> <li>iPass+™ HD, also named mini-SAS, improves system airflow and signal integrity by eliminating midplane connections</li> <li>This low-profile system, meets SAS-3 next generation speed and density requirements, with signals enabling active copper and optical cable modules</li> <li>iPass+ HD connectors mate to all current miniSAS HD cable assemblies</li> </ul>	N/A	1.0A	Multiple	<ul style="list-style-type: none"> <li>Data/Communications</li> <li>Networking</li> <li>Telecommunications</li> </ul>
 <b>LFH™</b>	<ul style="list-style-type: none"> <li>The patented Low Force Helix (LFH) male pin interfaces with a split-beam receptacle contact giving a low insertion force with 2-point contact reliability</li> <li>The system will accept various wire sizes and is available in vertical and right-angle header versions</li> <li>Optional hardware for docking applications is also available</li> </ul>	1.27mm (Matrix 50), 1.90mm (Matrix 75)	1.5A	60, 96, 160	<ul style="list-style-type: none"> <li>Data/Communications</li> <li>Medical</li> <li>Networking</li> <li>Telecommunications</li> </ul>
 <b>TDP® (Triad™ Differential Pair)</b>	<ul style="list-style-type: none"> <li>TDP® connectors provide a shielded, dual-row, cable-to-board interface</li> <li>Offers mid-range speed (up to 5Gbps) and 100 Ohm controlled impedance</li> <li>Fully shielded vertical (through-hole) and right-angle (SMT) receptacles plus fully shielded plugs and cable kits are available</li> <li>Overmolded cable assemblies complete the range</li> </ul>	0.20mm	1.5A	18, 28, 48	<ul style="list-style-type: none"> <li>Consumer</li> <li>Data/Communications</li> <li>Industrial</li> <li>Medical</li> </ul>
 <b>Ultra+™ VHDCI</b>	<ul style="list-style-type: none"> <li>The Ultra+™ Very High Density Cable Interconnect system features “blade on beam” style contact with bullet nose lead-in</li> <li>Enhanced shield with multiple points of contact</li> <li>Offset plug backshells allow tighter spacing requirements</li> <li>Diverse standard cable assembly product offering</li> <li>Meets EIA, ANSI/SFF-8441 and SPI-4 specifications</li> </ul>	0.80mm	1.5A	68	<ul style="list-style-type: none"> <li>Data/Communications</li> <li>Industrial</li> <li>Medical</li> <li>Networking</li> <li>Telecommunications</li> </ul>
 <b>Modular Plugs - Jacks</b>	<ul style="list-style-type: none"> <li>Molex offers jacks in a variety of styles and configurations, including right-angle, top- and bottom-entry, through-hole and SMT</li> <li>Shielded and un-shielded versions are available using gold or high durability palladium-nickel plating</li> <li>Modular jacks with integrated magnetics with or without LED's that support Power-over-Ethernet (PoE) are also available</li> </ul>	Various	Various	Various	<ul style="list-style-type: none"> <li>Consumer</li> <li>Data/Communications</li> <li>Industrial Automation</li> <li>Medical</li> <li>Networking</li> <li>Telecommunications</li> </ul>
 <b>Nano-Pitch I/O™ Interconnect System</b>	<ul style="list-style-type: none"> <li>Flexible pinout concept optimised for high-speed applications</li> <li>Extremely small form factor design</li> <li>Staggered, reliable and constant dual-row contact configuration</li> <li>Versatile metal shell housing</li> <li>Mezzanine and parallel solutions available</li> </ul>	0.50mm	0.5A	42 per port	<ul style="list-style-type: none"> <li>Data/Computing</li> <li>Telecommunications</li> </ul>
 <b>zSFP+® (Small Form-Factor Pluggable Plus), TempFlex®</b>	<ul style="list-style-type: none"> <li>TempFlex® 28 Gbps cable technology</li> <li>Enhanced shielding compared to standard cable</li> <li>Designed for automated termination process</li> <li>Meets new IEEE 802.3bj industry requirements</li> <li>Backwards compatibility with SFP+ I/O ports</li> </ul>	0.80mm	N/A	20	<ul style="list-style-type: none"> <li>Data/Communications</li> <li>Networking</li> <li>Medical</li> <li>Telecommunications</li> </ul>

Product Name	Description	Pitch	Current Rating	Circuits Size	Applications
 <p><b>Circular Robotic Connector - CRC™</b></p>	<ul style="list-style-type: none"> <li>• Compact solution for small industrial robots and factory automation equipment</li> <li>• System includes panel-mount and wire-to-wire versions</li> <li>• Takes up only about 1/15th the space of industry-standard heavy-duty connectors</li> </ul>	3.00 - 6.00mm	1.0 - 15.0A	4 - 50	<ul style="list-style-type: none"> <li>• Aerospace and Defence</li> <li>• Automotive</li> <li>• Data/Communications</li> <li>• Industrial Automation</li> <li>• Medical</li> <li>• Telecommunications</li> </ul>
 <p><b>Heavy Duty Rectangular Connector - HMC™</b></p>	<ul style="list-style-type: none"> <li>• Offers a unique new design and user-friendly features compared to traditional-style heavy duty connectors for robotic and other industrial applications</li> <li>• Multi-module types allow gender interchanging of housings, as well as hybrid configurations using different terminal inserts</li> </ul>	4.20 - 6.40mm	7.0 - 35.0A	12 - 72	<ul style="list-style-type: none"> <li>• Industrial Automation</li> </ul>
 <p><b>Mini-HMC™</b></p>	<ul style="list-style-type: none"> <li>• Compact sized Mini-HMC™ family incorporates the same unique features of Molex's standard HMC™ connectors</li> <li>• 'One-touch' single action locking feature</li> <li>• Interchangeable housings with the same solderless crimp terminals as Molex's CRC™ connectors.</li> <li>• Braided wire clamp for additional ESD shielding and a hard-shell hood</li> </ul>	3.00mm	7.0A	10, 40	<ul style="list-style-type: none"> <li>• Data/Communications</li> <li>• Industrial Automation</li> <li>• Medical</li> </ul>
 <p><b>Commercial Micro-D</b></p>	<ul style="list-style-type: none"> <li>• High-density Commercial Micro-D shielded microminiature connectors provide 4 times the density of standard D-sub connectors</li> <li>• Commercial versions available in right-angle (single row and stacked) and vertical configurations</li> <li>• Cable assemblies available in single- and double-ended Commercial Micro-D to standard D-Sub connectors</li> </ul>	1.27mm	1.0A	9 - 50	<ul style="list-style-type: none"> <li>• Aerospace and Defence</li> <li>• Commercial Vehicle</li> <li>• Data/Communications</li> <li>• Industrial General</li> <li>• Medical</li> </ul>
 <p><b>FCT</b></p>	<ul style="list-style-type: none"> <li>• D-Sub connectors in standard and high density shell sizes</li> <li>• Mixed layout D-Subs including RF and High Power contacts</li> <li>• Full range of Hoods including, plastic, metal and metalised plastic types</li> <li>• Special off the shelf versions for waterproof and non-magnetic applications</li> <li>• Custom cable assembly solutions</li> </ul>				<ul style="list-style-type: none"> <li>• Aerospace and Defense</li> <li>• Telecommunications</li> <li>• Medical</li> <li>• Industrial</li> </ul>
 <p><b>GWconnect® Heavy Duty Connectors (HDC)</b></p>	<ul style="list-style-type: none"> <li>• Heavy-duty enclosures in die-cast aluminium alloy or self-extinguishing thermoplastic</li> <li>• Spring-loaded lockable metal covers</li> <li>• Inserts with asymmetric guide rails</li> <li>• Anti-aging, oil-resistant and fuel resistant seal gaskets</li> </ul>				<ul style="list-style-type: none"> <li>• Commercial Vehicle</li> <li>• Industrial</li> </ul>

Product Name	Description	Speed	Density	Orientation	Applications
 <p><b>Impel™</b></p>	<ul style="list-style-type: none"> <li>• Compact, compliant-pin backplane connector</li> <li>• Features Molex Impel™ Connector technology with tightly coupled differential-pair structure</li> <li>• Custom cable assemblies and multiple pitch options available</li> </ul>	25.0 – 40.0 Gbps	80 diff pair / sq inch	Conven Coplanar Mezz Orthog	<ul style="list-style-type: none"> <li>• Aerospace and Defense</li> <li>• Data/Communications</li> <li>• Networking</li> <li>• Telecommunications</li> </ul>
 <p><b>Impact™</b></p>	<ul style="list-style-type: none"> <li>• Backplane connector system for conventional, coplanar and mezzanine configurations</li> <li>• Provides data rates up to 25 Gbps and superior signal density up to 80 differential pairs per inch</li> <li>• Achieve low cross-talk and high signal bandwidth while minimising channel-performance variation across every differential pair within the system</li> </ul>	25 Gbps	80 diff pair / sq inch	Conven Coplanar Mezz Orthog	<ul style="list-style-type: none"> <li>• Aerospace and Defense</li> <li>• Data/Communications</li> <li>• Medical</li> <li>• Telecommunications</li> </ul>
 <p><b>GbX I-Trac™</b></p>	<ul style="list-style-type: none"> <li>• Available in standard backplane, orthogonal midplane, high-current power modules, inverted and coplanar configurations</li> <li>• Provides design flexibility and enables future system performance upgrades without requiring platform re-design - Capable of supporting next-generation applications with data rates of 12.5 Gbps or higher</li> </ul>	12.5 Gbps	69 diff pair / sq inch	Conven Coplanar Inverted Orthog	<ul style="list-style-type: none"> <li>• Medical</li> <li>• Networking</li> <li>• Telecommunications</li> </ul>

- Ideal for tight-packaging applications, Molex's line of FFC/FPC connectors come in various pitch options ranging from 0.20mm pitch up to 1.00mm and include features to meet a wide variety of space and usage needs for applications in all markets.
- Molex's FFC/FPC connectors are available with push and flip-style actuators, which are pre-assembled covers that secure the connection between the FFC/FPC and the connector terminals. Molex is continually developing lower-profile and higher-density versions to meet the downsizing needs of electronic equipment makers.
- Other features include Molex's unique BackFlip™ actuator design, which provides easy cable insertion and extraction even in tight packaging applications, top, bottom and dual contact versions are available.
- Through-hole versions are available in vertical and right-angle configurations, ZIF and non ZIF versions and various pitch options ranging from 1.00mm to 2.54mm. Circuit sizes range from 1 to 50.

### FFC/FPC Connectors



Pitch (mm)	Series No.	Ordering Information	Series Name	Actuator Lock Style	Orientation	Contact Position
0,20	503419	503419-0**0	Easy-On™	ZIF(F/F)	R/A	Bottom
	504070	504070-**91	Easy-On™	ZIF(B/F)	R/A	Dual
	505094	505094-**00	Easy-On™	ZIF(F/F)	R/A	Dual
0,25	502078	502078 -**10 (Short Act)	Easy-On™	ZIF(F/F)	R/A	Bottom
		502078-**60 (Long Act)	Easy-On™	ZIF(F/F)	R/A	Bottom
	503320	503320-**60	Easy-On™	ZIF(F/F)	R/A	Bottom
	503300	503300-**10	Easy-On™	ZIF(F/F)	R/A	Top
0,30	504754	504754**00 (W/Lock Terminal)	LA75	ZIF(B/F)	R/A	Dual
		504754**20 (Without Lock)	LA75	ZIF(B/F)	R/A	Dual
	502250	502250 (**91) Partly Gold	Easy-on™	ZIF(B/F)	R/A	Dual
		502250 (**92)	Easy-on™	ZIF(B/F)	R/A	Dual
		502250 (80**)	Easy-on™	ZIF(B/F)	R/A	Dual
	503425	503425-**91	Easy-on™	ZIF(B/F)	R/A	Dual
	503566	503566-**00	Easy-on™	ZIF(F/F)	R/A	Bottom
	504740	504740-**00	Easy-on™	ZIF(B/F)	R/A	Dual
	504281	504281-**00	N/A	N-ZIF	R/A	Dual
	502598	502598-**93	Easy-on™	ZIF(B/F)	R/A	Dual
501912	501912-**90	Easy-on™	ZIF(F/F)	R/A	Bottom	
0,50	501461	501461-**91	Easy-on™	ZIF(B/F)	R/A	Bottom
	503480	503480-**00	Easy-on™	ZIF(B/F)	R/A	Dual
		503480-**20 (Sharp edge ver.)	Easy-on™	ZIF(B/F)	R/A	Dual
	51281	51281-**94	N/A	N-ZIF	R/A	Dual
	54548	54548-**33	Easy-on™	ZIF(Slide)	R/A	Bottom
		54548-**71	Easy-on™	ZIF(Slide)	R/A	Bottom
	54550	54550-**33	Easy-on™	ZIF(Slide)	R/A	Top
		54550-**71	Easy-on™	ZIF(Slide)	R/A	Top
	51296	51296-**33	Easy-on™	ZIF(B/F)	R/A	Bottom
		51296-**94	Easy-on™	ZIF(B/F)	R/A	Bottom
	52745	52745-**33	Easy-on™	ZIF(Slide)	R/A	Top
		52745-**07	Easy-on™	ZIF(Slide)	R/A	Top
	52746	52746-**33	Easy-on™	ZIF(Slide)	R/A	Bottom
		52746-**71	Easy-on™	ZIF(Slide)	R/A	Bottom
	52435	52435-**33	Easy-on™	ZIF(Slide)	R/A	Top
		52435-**71	Easy-on™	ZIF(Slide)	R/A	Top
	52437	52437-**71	Easy-on™	ZIF(Slide)	R/A	Bottom
		52437-**33	Easy-on™	ZIF(Slide)	R/A	Bottom
	54104	54104-**31	Easy-on™	ZIF(Slide)	R/A	Top
		54104-**33	Easy-on™	ZIF(Slide)	R/A	Top
	54132	54132-**33	Easy-on™	ZIF(Slide)	R/A	Bottom
		54132-**62	Easy-on™	ZIF(Slide)	R/A	Bottom
	52559	52559-**52	Easy-on™	ZIF(Slide)	S/T	N/A
		52559-**34	Easy-on™	ZIF(Slide)	S/T	N/A
		52559-**53	Easy-on™	ZIF(Slide)	S/T	N/A
		52559-**33 (Tape Pkg Centre Placement Holes)	Easy-on™	ZIF(Slide)	S/T	N/A
501951	501951-**00	Easy-on™	ZIF(F/F)	S/T	N/A	
	501951-**10	Easy-on™	ZIF(F/F)	S/T	N/A	
	501951-**30	Easy-on™	ZIF(F/F)	S/T	N/A	
78119/78127	78119-1**8	N/A	N-ZIF	S/T	N/A	
	78119-1**9	N/A	N-ZIF	S/T	N/A	
	78127-1**8	N/A	N-ZIF	S/T	N/A	
	78127-1**9	N/A	N-ZIF	S/T	N/A	
505110	505110-**91 (large ckt)	FD19	ZIF (F/F)	R/A	Double bottom	
	505110-**92 (small Ckt)	FD19	ZIF (F/F)	R/A	Double bottom	
	505110-**96 (125°C OK Ver.)	FD19	ZIF (F/F)	R/A	Double bottom	
505278	505278-**33	FS19	ZIF (F/F)	R/A	Bottom	
502231	502231-**00	LVDS conn	ZIF(Flip)	R/A	N/A	
502244	502244-**30	LVDS conn	ZIF (F/F)	R/A	Bottom	
503908	503908-**00	LVDS conn	N-ZIF	R/A	Bottom	










Plating	Height (mm)	Width (mm)	Length (mm) N=circuit size	Recomended Thickness of FPC(mm)	Notes
Gold	0,90	2,85	0.2(N-1)+1.75	0,20	
Gold	0,95	3,00	0.2(N-1)+1.50	0,20	Moving Contact
Gold	0,60	3,00	0.2(N-1)+1.8	0,12	
Gold	1,00	2,75	0.25(N-1)+2.00	0,20	
Gold	1,00	2,98	0.25(N-1)+2.00	0,20	
Gold	1,65	2,98	0.25(N-1)+2.00	0,20	
Gold	1,20	3,20	0.25(N-1)+2.00	0,20	
Gold	0,75	3,30	0.30(N-1)+1.80	0,20	
Gold	0,75	3,30	0.30(N-1)+1.80	0,20	
Gold	0,90	4,19	0.30(N-1)+2.10	0,20	
Gold	0,90	4,19	0.30(N-1)+2.10	0,20	Nail Lock
Gold	0,90	4,19	0.30(N-1)+2.10	0,20	
Gold	1,20	4,60	0.30(N-1)+1.90	0,20	
Gold	0,95	2,85	0.30(N-1)+1.95	0,20	
Gold	0,95	3,80	0.30(N-1)+1.40	0,20	
Gold	1,00	2,75	0.30(N-1)+1.20	0,30	
Gold	1,15	3,80	0.30(N-1)+2.40	0,20	Moving Contact
Gold	1,80	3,85	0.30(N-1)+2.40	0,20	
Gold	0,80	3,20	0.5(N-1)+2.00	0,12	Lowest height B/F
Gold	1,00	4,00	0.5(N-1)+2.20	0,30	
Gold	1,00	4,00	0.5(N-1)+2.20	0,30	
Gold	1,20	4,15	0.5(N-1)+2.60	0,30	
Tin Silver Bismuth	1,20	5,00	0.5(N-1)+5.70	0,35	
Gold	1,20	5,00	0.5(N-1)+5.70	0,35	
Tin Silver Bismuth	1,20	5,00	0.5(N-1)+5.70	0,30	
Gold	1,20	5,00	0.5(N-1)+5.70	0,30	
Tin Silver Bismuth	1,30	4,30	0.5(N-1)+4.20	0,30	
Gold	1,30	4,30	0.5(N-1)+4.20	0,30	
Tin Silver Bismuth	2,00	5,00	0.5(N-1)+6.60	0,30	
Gold	2,00	5,00	0.5(N-1)+6.60	0,30	
Tin Silver Bismuth	2,00	5,00	0.5(N-1)+6.60	0,30	
Gold	2,00	5,00	0.5(N-1)+6.60	0,30	
Tin Silver Bismuth	2,00	5,20	0.5(N-1)+7.10	0,30	
Gold	2,00	5,20	0.5(N-1)+7.10	0,30	
Gold	2,00	5,20	0.5(N-1)+7.10	0,30	
Tin Silver Bismuth	2,00	5,20	0.5(N-1)+7.10	0,30	
Gold	2,00	5,60	0.5(N-1)+6.00	0,30	
Tin Silver Bismuth	2,00	5,60	0.5(N-1)+6.00	0,30	
Tin Silver Bismuth	2,00	5,60	0.5(N-1)+6.00	0,30	
Gold	2,00	5,60	0.5(N-1)+6.00	0,30	
Gold	3,00	3,90	0.5(N-1)+6.20	0,30	
Tin Silver Bismuth	3,00	3,90	0.5(N-1)+6.20	0,30	Slider Type
Tin	3,00	3,90	0.5(N-1)+6.20	0,30	
Tin Silver Bismuth	3,00	3,90	0.5(N-1)+6.20	0,30	
Tin Bismuth	4,05	4,60	0.5(N-1)+3.30	0,30	Flip Type
Gold	4,05	4,60	0.5(N-1)+3.30	0,30	
Tin Bismuth	4,05	4,60	0.5(N-1)+3.30	0,30	
Gold	4,10	3,45	0.5(N-1)+2.60	0,30	
Tin Bismuth	4,10	3,45	0.5(N-1)+2.60	0,30	
Gold	4,10	3,45	0.5(N-1)+2.60	0,30	
Tin Bismuth	4,10	3,45	0.5(N-1)+2.60	0,30	
Gold	1,90	5,30	0.5(N-1)+5.20	0,30	
Gold	1,90	5,30	0.5(N-1)+5.20	0,30	
Gold	1,90	5,30	0.5(N-1)+5.20	0,30	
Tin Silver Bismuth	1,90	5,30	0.5(N-1)+5.20	0,30	
Gold	6,05	6,80	0.5(N-1)+3.80	0,30	High-speed signal
Gold	2,33	5,60	0.5(N-1)+3.10	0,30	High-speed signal
Gold	3,75	5,85	0.5(N-1)+5.80	0,30	High-speed signal




Pitch (mm)	Series No.	Ordering Information	Series Name	Actuator Lock Style	Orientation	Contact Position
0,50	501864 / 501783	501864-**90/**92(Rec) 501783-**09(Jacket) 501784-**09(Cover)	FFC to board	N-ZIF	R/A	Bottom
		501864-**91(Rec) 501783-**09(Jacket) 501784-**08/**09(Cover) (With GND TERM)	FFC to board	N-ZIF	R/A	Bottom
		501864-**80(Rec) 501783-**09(Jacket) 501784-**09(Cover)	FFC to board	N-ZIF	R/A	Bottom
		501864-**81(Rec) 501783-**09(Jacket) 501784-**08/**09(Cover) (With GND TERM)	FFC to board	N-ZIF	R/A	Bottom
	501786	501786-**90/**92(Rec) 501783-**09(Jacket) 501784-**09(Cover)	FFC to board	N-ZIF	S/T	N/A
		501786-**91(Rec) 501783-**09(Jacket) 501784-**08/**09(Cover) (With GND TERM)	FFC to board	N-ZIF	S/T	N/A
		501786-**80(Rec) 501783-**09(Jacket) 501784-**09(Cover)	FFC to board	N-ZIF	S/T	N/A
		501786-**81(Rec) 501783-**09(Jacket) 501784-**08/**09(Cover) (With GND TERM)	FFC to board	N-ZIF	S/T	N/A
	104103	104103-5117	V by one	F/F	R/A	Bottom
	104247	104247-**17	CM	B/F	R/A	Bottom
	104234	104234-5117	Wide slim	F/F	R/A	Bottom
	104075	104075-6817	Slim	F/F	R/A	Bottom
	104114	104114-8107			R/A	
	104083	104083-9617			R/A	
	104184	104184-**17	Normal	F/F	R/A	Bottom
	104060	104060-**17	Double spring	F/F	R/A	Dual
	1,00	200528	200528-0***	FD19	ZIF	R/A
200529		200529-0***	FS19	ZIF	R/A	Single Bottom
52207		52207-**60	Easy-On™	ZIF(Slide)	R/A	Top
		52207-**33	Easy-On™	ZIF(Slide)	R/A	Top
52271		52271-**69	Easy-On™	ZIF(Slide)	R/A	Bottom
		52271-**79	Easy-On™	ZIF(Slide)	R/A	Bottom
52807		52807-**10	N/A	N-ZIF	R/A	Top Through Hole
52852		52852-**70	N/A	N-ZIF	R/A	Bottom
		52852-**72	N/A	N-ZIF	R/A	Bottom
		52793	52793-**70	N/A	N-ZIF	R/A
52808		52793-**72	N/A	N-ZIF	R/A	Top
		52808-**70	N/A	N-ZIF	S/T	N/A
		52808-**71 (W/Polyimide Film)	N/A	N-ZIF	S/T	N/A
52030		52808-**72	N/A	N-ZIF	S/T	N/A
		52030-**29	N/A	ZIF(Slide)	S/T	N/A Through Hole
52806		52030-**75	N/A	ZIF(Slide)	S/T	N/A Through Hole
		52806-**10	N/A	N-ZIF	S/T	N/A Through Hole
52610	52610-**33	Easy-On™	ZIF(Slide)	S/T	N/A	
	52610-**34 (W/Polyimide Film)	Easy-On™	ZIF(Slide)	S/T	N/A	
	52610-**72	Easy-On™	ZIF(Slide)	S/T	N/A	
49456	49456-**17	49456	ZIF(B/F)	R/A	Bottom	
1,25	5597	003953-2**4	Easy-On™	ZIF(Slider)	R/A	Bottom
	5597	003953-2**5	Easy-On™	ZIF(Slider)	ST	N/A
	5597	003953-2**7 (No Kink)	Easy-On™	ZIF(Slider)	ST	N/A
2,00	505148 505147	505148-**08(Jacket) 505147-**90(Rec. Hsg Assy)	Flexi-Latch™	Non-ZIF	R/A	Bottom

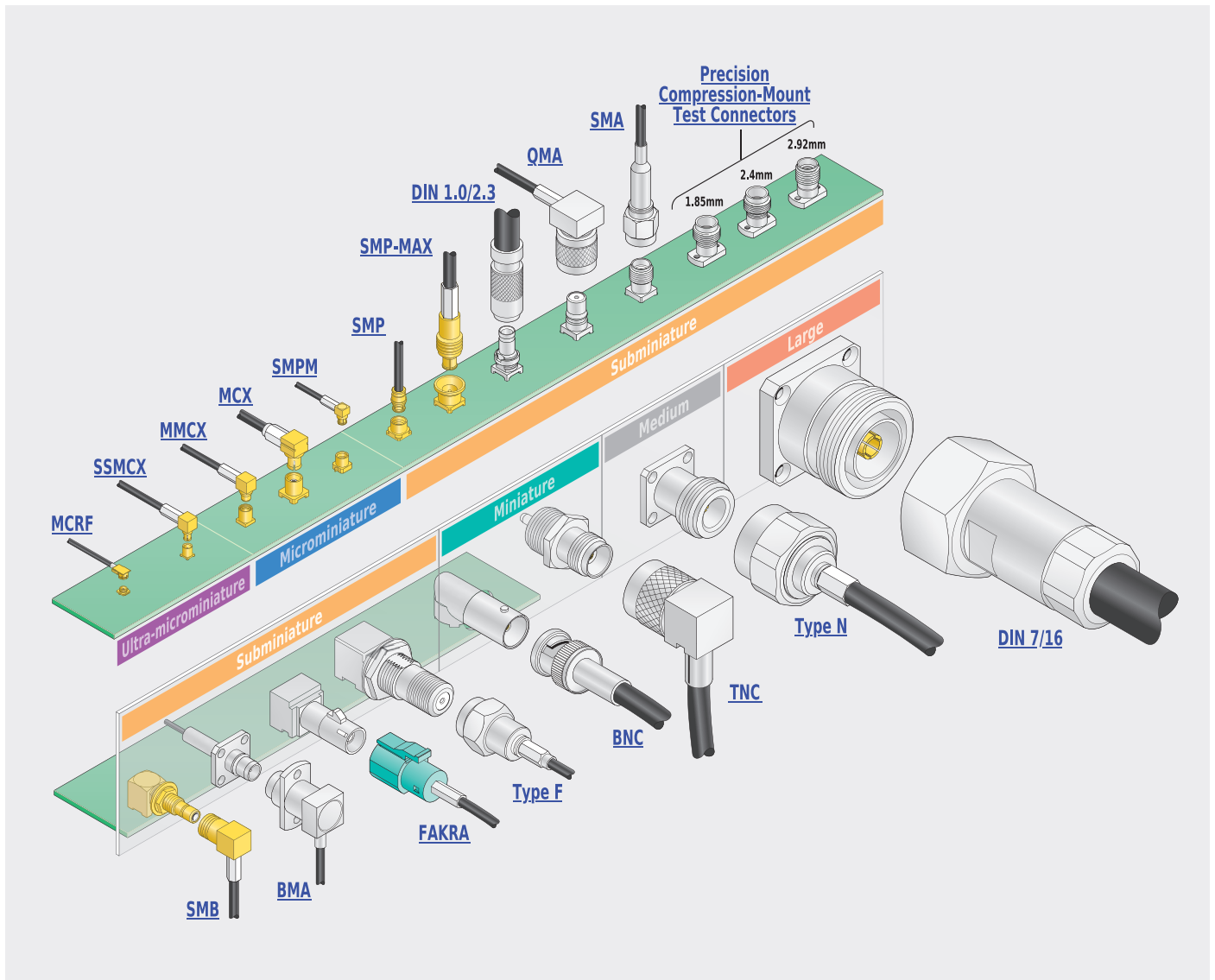
Plating	Height (mm)	Width (mm)	Length (mm) N=circuit size	Recomended Thickness of FPC(mm)	Notes
Gold	4,85	6,35	0.5(N-1)+8.60	0,30	3 piece connector
Gold	4,85	6,35	0.5(N-1)+8.60	0,30	
Tin Bismuth	4,85	6,35	0.5(N-1)+8.60	0,30	
Tin Bismuth	4,85	6,35	0.5(N-1)+8.60	0,30	
Gold	8,95	4,80	0.5(N-1)+8.60	0,30	3 piece connector
Gold	8,95	4,80	0.5(N-1)+8.60	0,30	
Tin Bismuth	8,95	4,80	0.5(N-1)+8.60	0,30	
Tin Bismuth	8,95	4,80	0.5(N-1)+8.60	0,30	
Gold	3,15	7,90	31,40	0,30	High-speed
Gold	2,85	6,00	9,60	0,30	HRF
Gold	1,50	6,00	6,60	0,30	For Notched FPC
Gold	1,50	4,40	39,1	0,30	Display Specified High-End
			45,10	0,30	
			53,1	0,30	
Gold	2,00	5	50P 29.88 68P 38.88	0,30	Display Specified Low-End
Gold	2,50	5,3	20P 10.55 60P 30.55 80P 40.55	0,30	
Gold	1,90	5,15	1.0(N-1) + 9.2	0,30	
Tin Silver Bismuth	1,90	5,15	1.0(N-1) + 9.2	0,30	
Gold	2,70	7,60	1.0(N-1)+7.30	0,30	
Tin Silver Bismuth	2,70	7,60	1.0(N-1)+7.30	0,30	
Gold	3,00	7,40	1.0(N-1)+6.65	0,30	
Tin Bismuth	3,00	7,40	1.0(N-1)+6.65	0,30	
Tin	3,60	6,70	1.0(N-1)+4.00	0,30	
Tin Bismuth	3,10	6,80	1.0(N-1)+6.05	0,30	
Gold	3,10	6,80	1.0(N-1)+6.05	0,30	
Tin Bismuth	3,10	6,80	1.0(N-1)+6.05	0,30	
Gold	3,10	6,80	1.0(N-1)+6.05	0,30	
Tin Bismuth	5,05	4,50	1.0(N-1)+4.00	0,30	
Tin Bismuth	5,05	4,50	1.0(N-1)+4.00	0,30	
Gold	5,05	4,50	1.0(N-1)+4.00	0,30	
Tin Bismuth	5,20	3,50	1.0(N-1)+6.30	0,30	
Gold	5,20	3,50	1.0(N-1)+6.30	0,30	
Tin	5,40	3,00	1.0(N-1)+4.00	0,30	
Tin Silver Bismuth	5,75	4,50	1.0(N-1)+7.60	0,30	
Tin Silver Bismuth	5,75	4,50	1.0(N-1)+7.60	0,30	
Gold	5,75	4,50	1.0(N-1)+7.60	0,30	
Gold	2,80	8,00	10P-15.5, 12P-17.5 16P-21.5	0,30	
Tin Bismuth	5,00	9,80	1.25(N-1)+4.3	0,30	
Tin Bismuth	9,80	5,00	1.25(N-1)+4.3	0,30	
Tin Bismuth	9,80	5,00	1.25(N-1)+4.3	0,30	
Gold	4,85	13,00	2(N-1)+13.1	0.30±0.03	FPC to Board

Style	Description	Number of Ports	Category	Circuits / Contacts	Applications
 <p><b>Right Angle</b></p>	<ul style="list-style-type: none"> <li>• Side-entry in through-hole or SMT with and without shielding</li> <li>• Optional integrated LED's or light pipes</li> <li>• Mounting options include inboard or outboard fitting nails</li> <li>• Inverted types and types with RJ11 keep out features</li> <li>• Standard and low profile versions</li> <li>• Plating options: Gold or palladium nickel / gold flash</li> </ul>	1, 2, 3, 4, 5, 6, 8, 12, 16	3, 5, 5e, 6	4/2, 4/4, 6/2, 6/4, 6/6, 8/2, 8/4, 8/6, 8/8, 8/10	<ul style="list-style-type: none"> <li>• Telecom</li> <li>• Networking</li> <li>• Medical</li> <li>• Consumer</li> <li>• Data/Computing</li> </ul>
 <p><b>Vertical</b></p>	<ul style="list-style-type: none"> <li>• Top and bottom entry</li> <li>• Through-hole or SMT mount with and without shielding</li> <li>• Low profile (12.70mm height) versions</li> <li>• SMT solder tab option for increased board retention</li> <li>• Flush or flanged panel options</li> <li>• Plating options: Gold or palladium nickel / gold flash</li> </ul>	1	3, 5, 5e	4/2, 4/4, 6/2, 6/4, 6/6, 8/2, 8/4, 8/6, 8/8, 8/10	<ul style="list-style-type: none"> <li>• Telecom</li> <li>• Networking</li> <li>• Medical</li> <li>• Consumer</li> <li>• Data/Computing</li> </ul>
 <p><b>Right Angle with Magnetics</b></p>	<ul style="list-style-type: none"> <li>• IEEE 802.3 compliant and Ethernet 10/100/1000 compatible</li> <li>• Single- and multi-port versions can simplify customer board layouts</li> <li>• Available with or without integrated LED's</li> <li>• Low-profile 13.45mm height options</li> </ul>	1, 8, 12	Gigabit Magnetics	8/8	<ul style="list-style-type: none"> <li>• Telecom</li> <li>• Networking</li> <li>• Medical</li> <li>• Consumer</li> <li>• Data/Computing</li> </ul>
 <p><b>PoE/PoE+ with Magnetics</b></p>	<ul style="list-style-type: none"> <li>• Implement PoE / PoE+ with Integrated Jacks/ ICMS</li> <li>• Cost-effective plug-and-play solutions</li> <li>• Single port (1-by-1), 8-port (2-by-4), 12-port (2-by-6) configurations with Led options</li> <li>• Power Source Equipment (PSE) capability</li> </ul>	1, 4, 8, 12	PSE - PoE+	8/8	<ul style="list-style-type: none"> <li>• Telecom</li> <li>• Networking</li> <li>• Medical</li> <li>• Consumer</li> <li>• Data/Computing</li> </ul>
 <p><b>PoE PD with Magnetics</b></p>	<ul style="list-style-type: none"> <li>• Integrated Power Device controller circuitry plus Ethernet connectivity</li> <li>• Simplifies PoE Plus implementation for any network device</li> <li>• 54V power up to 25.5 watts</li> <li>• Two pins output power and standard signal pins provide Ethernet connectivity</li> <li>• Additional pins allow power-up of external DC to DC converter</li> </ul>	1	PD - PoE+	8/8	<ul style="list-style-type: none"> <li>• Telecom</li> <li>• Networking</li> <li>• Medical</li> <li>• Consumer</li> <li>• Data/Computing</li> </ul>
 <p><b>Modular Plugs</b></p>	<ul style="list-style-type: none"> <li>• Unshielded and shielded versions</li> <li>• Plug boots available</li> <li>• Dust cover for 6/6 and 8/8 versions</li> </ul>	N/A	3, 5, 5e, 6	4/4, 6/2, 6/4, 6/6, 8/4, 8/8,	<ul style="list-style-type: none"> <li>• Telecom</li> <li>• Networking</li> <li>• Medical</li> <li>• Consumer</li> <li>• Data/Computing</li> </ul>
 <p><b>MXMag™ Gigabit Single-Port</b></p>	<ul style="list-style-type: none"> <li>• Reflow solder compatible; pin-in-paste and automated pick-and-place options provide high-speed assembly solutions without compromising robust through-hole PCB connection</li> <li>• Robust contact design for high-vibration applications supports 2,500 mating cycles</li> <li>• Customizable and modular; easily added magnetics options in 10/100/1000 Mb speeds and varied pin assignments, circuits, LED and EMI shield tab options</li> <li>• Available in temperature ranges 0 to +70°C and -40 to +85°C</li> </ul>	1	Fast Ethernet/ Gigabit Ethernet	8/8	<ul style="list-style-type: none"> <li>• Industrial</li> <li>• Telecom</li> <li>• Networking</li> </ul>






Product Name	Description
 <p><b>Perma-Seal™</b></p>	<ul style="list-style-type: none"> <li>• An all-weather solderless terminal</li> <li>• Provides waterproof crimp connections</li> <li>• NiAc™ heat-shrinkable insulation</li> </ul>
 <p><b>MagKrimp™</b></p>	<ul style="list-style-type: none"> <li>• Solutions for splicing and tapping of magnet and aluminum wire</li> <li>• Terminates magnet wire without removing insulation</li> <li>• Open barrel permits easy access</li> </ul>
 <p><b>Wire Pins</b></p>	<ul style="list-style-type: none"> <li>• Wire AWG: 10 - 22</li> <li>• Available in non-insulated, PVC insulated and nylon insulated wires</li> <li>• Provides a reliable, vibration-proof connection</li> </ul>
 <p><b>Battery Cable Lugs</b></p>	<ul style="list-style-type: none"> <li>• Wire AWG: 8 AWG - 250 MCM</li> <li>• Available with or without tin plating</li> <li>• For heavy-duty 600V applications</li> </ul>
 <p><b>VersaKrimp™</b></p>	<ul style="list-style-type: none"> <li>• Wire AWG: 22 AWG - 600 MCM</li> <li>• Seamless crimp barrel</li> <li>• Heavy-duty terminals with tin plating</li> </ul>
 <p><b>Metric Ring Terminals</b></p>	<ul style="list-style-type: none"> <li>• High-quality, seamless-barrel metric ring terminals</li> <li>• Insulated Avikrimp™ and un-insulated VersaKrimp™ seamless barrel types</li> <li>• Suitable for terminations using metric studs up to 10mm in diameter and wire size up to 6mm<sup>2</sup></li> </ul>
 <p><b>High Temperature Terminals and Splices</b></p>	<ul style="list-style-type: none"> <li>• Designed for high-temperature applications from +343 to +649°C</li> <li>• Nickel-plated copper</li> <li>• Butt seamed and barrel styles</li> </ul>






Product Name	Description
 <p><b>Eurostyle™ Two-Screw Terminal Strips</b></p>	<ul style="list-style-type: none"> <li>• Current rating: 20.0 to 63.0A</li> <li>• Wire Gauge: 6 to 22 AWG</li> <li>• Voltage rating: 300V or 600V</li> <li>• Circuits: 2 to 12</li> <li>• Pitch: 8.00 to 15.00mm</li> <li>• Operating temperature: -40 to +105°C</li> <li>• UL File No.: E48521</li> </ul>
 <p><b>Beau™ Barrier Strips</b></p>	<ul style="list-style-type: none"> <li>• Current rating: 10.0 to 65.0A</li> <li>• Wire Gauge: 8 to 30 AWG</li> <li>• Voltage rating: 300V or 600V</li> <li>• Circuits: 2 to 32</li> <li>• Pitch: 6.37 to 17.48mm</li> <li>• UL File No.: E48521</li> <li>• Operating temperature: -40 to +130°C</li> </ul>
 <p><b>Eurostyle™ Pluggable, Fixed Mount</b></p>	<ul style="list-style-type: none"> <li>• Current ratings: up to 115.0A</li> <li>• Wire Gauges: 11 to 30 AWG</li> <li>• Voltage rating: 300 or 600V</li> <li>• Circuits: 2 to 24</li> <li>• Pitch: 3.81 to 15.00mm</li> <li>• Operating temperature: -40 to +130°C</li> <li>• UL File No.: E48521</li> </ul>













Product Name	Description	Pitch	Current Rating	Circuits Size	Applications
 <b>MX150™</b>	<ul style="list-style-type: none"> <li>• Conforms to USCAR-20 (FCLT) / USCAR-2 Rev 4 / USCAR-21</li> <li>• For use in on-engine, high vibration, under-hood and under-chassis environments at class 3 temperatures</li> <li>• Pre-assembled TPA housing assures crimped terminal leads are properly locked into connector</li> <li>• Protective matte-seal cap securely retains and provides strain relief to wire seal interface</li> </ul>	3.50mm	22.0A max.	2- 20	<ul style="list-style-type: none"> <li>• Automotive</li> <li>• Commercial Vehicle</li> </ul>
 <b>MX150L™</b>	<ul style="list-style-type: none"> <li>• Integral, two-way mat seal on plugs and receptacles exceeds IEC IP67 "waterproof" requirements for a sealed-connector system</li> <li>• Sealed panel-mount plugs are equipped with blind-hole boss feature</li> <li>• Pre-assembled connector housings and TPA components</li> </ul>	5.84mm, 7.62mm	40.0A Max	2-16	<ul style="list-style-type: none"> <li>• Commercial Vehicle</li> <li>• Consumer</li> <li>• Industrial Automation</li> </ul>
 <b>MX123™</b>	<ul style="list-style-type: none"> <li>• Designed to GMW3191 specifications specifically for high-vibration under-the-hood applications.</li> <li>• Matte-seal technology allows closer center-to-center terminal spacing</li> <li>• Integrated TPA and CPA components</li> <li>• Center-wall feature prevents scooping</li> </ul>	2.54mm	25.0A Max	49-80	<ul style="list-style-type: none"> <li>• Automotive</li> <li>• Commercial Vehicle</li> </ul>
 <b>Industrial USB</b>	<ul style="list-style-type: none"> <li>• IP67 rating ensures connectors are water and dust tight for functional integrity</li> <li>• Delivers 5 Gbps data speeds for USB 3.0 compliance</li> <li>• Fully shielded cable provides electro-magnetic interference/radio frequency interference (EMI/RFI) protection</li> <li>• ODVA and IEC61076 compliant</li> </ul>	2.00 - 2.50mm	1.0A - 1.8A	N/A	<ul style="list-style-type: none"> <li>• Commercial Vehicle</li> <li>• Industrial</li> <li>• Medical</li> </ul>
 <b>XRC™</b>	<ul style="list-style-type: none"> <li>• Low-insertion-force stamped terminals</li> <li>• Environmentally sealed to IP67 standard</li> <li>• Standard and reverse terminal genders allow for custom polarisation</li> <li>• Tactile and audible mating feedback</li> </ul>	N/A	13.0A Max	14, 31	<ul style="list-style-type: none"> <li>• Automotive</li> <li>• Commercial Vehicle</li> </ul>
 <b>LC2+ Metal Optical Connectors</b>	<ul style="list-style-type: none"> <li>• Metal body and latch version of the popular LC connector system.</li> <li>• Available in standard, high-temperature and sealed versions.</li> <li>• High-temperature metal body withstands long-run operating temperatures up to +150°C.</li> </ul>	N/A	N/A	N/A	<ul style="list-style-type: none"> <li>• Aerospace and Defense</li> <li>• Industrial</li> <li>• Medical</li> <li>• Telecommunications</li> </ul>
 <b>MX120G™</b>	<ul style="list-style-type: none"> <li>• Single-piece assembly design provides greater cost savings and applied labour</li> <li>• Positive locking feature ensures robust terminal retention and prevents terminal back out</li> <li>• Twist-lock design ensures proper terminal alignment</li> <li>• High-vibration resistance up to 10G acceleration</li> </ul>	3.50mm	10.0A	12	<ul style="list-style-type: none"> <li>• Commercial Vehicle</li> <li>• Industrial</li> <li>• Lighting</li> <li>• Medical</li> </ul>









Product Name	Description	Pitch	Current Rating	Circuits Size	Applications
 <p><b>SRC</b></p>	<ul style="list-style-type: none"> <li>Integral, two-way matte seal plus interface seal with improved retention features passes IP69K testing</li> <li>Single-handed blind-mate functionality offers a hybrid, high power-and-signal, high circuit-count interface</li> <li>Pre-assembled connector housing, seals, rear cover and TPA provide an easy and efficient assembly processes</li> </ul>	0.30mm	40.0A max	38, 66, 84	<ul style="list-style-type: none"> <li>Commercial Vehicle</li> <li>Industrial</li> </ul>
 <p><b>Mizu-P25™</b></p>	<ul style="list-style-type: none"> <li>IP67 certified for complete dustproof and waterproof protection</li> <li>Compact size delivers space savings in tight-packaging applications</li> <li>Positive lock feature ensures secure mating retention</li> <li>Spring-beam terminal design provides high pressure and small deflection for high-vibration applications</li> </ul>	2.50mm, 5.00mm	3.0/4.0A	2 - 4	<ul style="list-style-type: none"> <li>Automotive</li> <li>Commercial Vehicle</li> <li>Consumer</li> <li>Industrial</li> </ul>
 <p><b>CMC and CMX Sealed, Hybrid, Modular</b></p>	<ul style="list-style-type: none"> <li>Sealed, high-density, modular and cost-effective wire-to-board and wire-to-wire connection systems</li> <li>Three different terminal sizes CP 0.635mm, 1.550mm and 2.80mm support low, medium and high current applications</li> <li>IP6K7 and IP6K9K rated seals</li> </ul>	Various	21.0A	22 - 154	<ul style="list-style-type: none"> <li>Automotive</li> <li>Commercial Vehicle</li> </ul>
 <p><b>Perma-Seal™ Terminals</b></p>	<ul style="list-style-type: none"> <li>NiAc insulation shrinks 40% faster than nylon or polyolefin tubing and at a low temperature of 90°C</li> <li>Lined with hot melt adhesive to completely seal the termination area</li> <li>Abrasion resistant and prevents wear caused by excess vibration</li> </ul>	N/A	N/A	N/A	<ul style="list-style-type: none"> <li>Automotive</li> <li>Commercial Vehicle</li> <li>Consumer</li> <li>Industrial</li> </ul>
 <p><b>MXP120™</b></p>	<ul style="list-style-type: none"> <li>Versatile sealed connection system that uses space-saving 1.20mm terminals</li> <li>Single wire seal (SWS) connection system with robust perimeter seal</li> <li>Compatible with AK or USCAR interface; designed using worldwide AK cavity definition</li> <li>Female receptacles feature integral locking-latch with bridge protection and audible click</li> </ul>	4.00mm	13.0A	2, 3, 4, 6	<ul style="list-style-type: none"> <li>Automotive</li> <li>Commercial Vehicle</li> <li>Consumer</li> </ul>


Product Name	Description	Pitch	Current Rating	Circuits Size	Applications
 <p><b>ML-XT™</b></p>	<ul style="list-style-type: none"> <li>• Covalently interlocked one-piece plug housing and interfacial seal formed by 2-shot LSR (liquid silicone rubber) molding technology</li> <li>• Mated system is IP69K-rated and J2030 test capable</li> <li>• Latched rear covers allow for flexible cable exits and movement whilst maintaining seal position and preventing leak paths</li> <li>• Plug and receptacle housings are supplied fully assembled and tested</li> </ul>	N/A	13.0A	2 - 18	• Commercial Vehicle
 <p><b>MX64™</b></p>	<ul style="list-style-type: none"> <li>• IP67-rated matte seals</li> <li>• Meets all USCAR footprints and testing requirements</li> <li>• Four polarisation options available in four colours</li> </ul>	2.54mm	10.0A	2 - 8	• Automotive • Commercial Vehicle
 <p><b>Imperium™ High-Voltage / High-Current</b></p>	<ul style="list-style-type: none"> <li>• Safely operates at high voltage and amperage (up to 1000V and 250.0A per contact)</li> <li>• Closed-loop 360° shield design with grounding tabs</li> <li>• Fully sealed to IP6K9K standards while mated</li> </ul>	32.00mm	250.0A	2	• Commercial Vehicle



Product Name	Description	Angle	Current Rating	Circuits Size	Applications
 <p><b>DDR3 DIMM</b></p>	<ul style="list-style-type: none"> <li>• Low-, very-low and ultra-low profile</li> <li>• SMT, press-fit and through-hole versions</li> <li>• 1.10 and 2.40mm seating planes to maximise air flow</li> <li>• Accepts JEDEC defined modules</li> <li>• ATCA recognised</li> </ul>	Vertical 25°	1.0A	240 / 276	<ul style="list-style-type: none"> <li>• Data/Communications</li> <li>• Industrial</li> <li>• Medical</li> <li>• Networking</li> <li>• Telecommunications</li> </ul>
 <p><b>MiniDIMM</b></p>	<ul style="list-style-type: none"> <li>• Saves PCB real estate over full size DIMMs</li> <li>• Card guide style latch</li> <li>• Standard and reverse configurations in vertical, angled and right-angled versions</li> <li>• Integral vibration damping</li> <li>• SMT fitting nails at both ends</li> </ul>	Vertical Right Angle 22.5°	1.0A	200, 244	<ul style="list-style-type: none"> <li>• Consumer</li> <li>• Networking</li> <li>• Telecommunications</li> </ul>
 <p><b>DDR4</b></p>	<ul style="list-style-type: none"> <li>• Specially profiled contact terminals for enhanced reliability and durability</li> <li>• Reduced connector footprint for PCB real-estate savings</li> <li>• High-temperature housing material for excellent assembly-processing compatibility</li> <li>• Meets JEDEC specifications</li> </ul>	Vertical	0.75A (Per pin)	288	<ul style="list-style-type: none"> <li>• Telecom</li> <li>• Datacom</li> </ul>
 <p><b>25° Angled DDR4 DIMM Socket</b></p>	<ul style="list-style-type: none"> <li>• 25° horizontal inclination gives up to 45% vertical space savings over Standard vertical versions</li> <li>• Lower current of 0.75A per terminal provides bigger energy cost savings</li> <li>• Metal-reinforced latch tower housing prevents cleavage or separation of tower bridge due to wear and tear</li> </ul>	25°	0.75A	288	<ul style="list-style-type: none"> <li>• Data/Computing</li> <li>• Telecommunications/</li> <li>• Networking</li> </ul>
 <p><b>DDR4 miniDIMM Sockets</b></p>	<ul style="list-style-type: none"> <li>• Small form factor design (approx. 2/3 smaller than standard DDR4 DIMM sockets)</li> <li>• Metal grips on housing towers (patent pending)</li> <li>• Highly durable latches can withstand at least 25 mating cycles</li> <li>• Profiled contacts with high normal force</li> <li>• Designed to withstand two reflow cycles</li> </ul>	Vertical	0.75A	288	<ul style="list-style-type: none"> <li>• Data/Computing</li> <li>• Telecommunications/</li> <li>• Networking</li> </ul>

Product Name	Description	Pitch	Current Rating	Circuits Size	Applications
 <b>microSD*</b>	<ul style="list-style-type: none"> <li>• Push-push, hinged and push-pull versions in various profile heights</li> <li>• Reduce card sticking and memory card fly-out</li> <li>• Detect terminal with wiping function</li> <li>• Metal shielding</li> </ul> <p>*microSD is a trademark of the SD Card Association</p>	0.70 - 7.62mm	0.5A	8, 12, 14	<ul style="list-style-type: none"> <li>• Automotive</li> <li>• Consumer</li> <li>• Data/Communications</li> <li>• Industrial</li> <li>• Medical</li> </ul>
 <b>SD</b>	<ul style="list-style-type: none"> <li>• Compact, space-saving size</li> <li>• Push-push eject for smooth card extraction</li> <li>• Card can extend to 6.00mm outside the shell in the locked position</li> <li>• Card polarisation features</li> </ul>	2.50mm	0.5A	9	<ul style="list-style-type: none"> <li>• Automotive</li> <li>• Consumer</li> <li>• Data/Communications</li> <li>• Industrial</li> <li>• Medical</li> </ul>
 <b>Mini, Micro, Nano and Block-style SIM</b>	<ul style="list-style-type: none"> <li>• Compact size with small footprint and low profile height</li> <li>• Optimum PCB real estate and vertical space savings</li> <li>• Card polarization features prevent incorrect insertion of card</li> <li>• Terminal-beam design with gradual lead-in prevents contact stubbing while providing electrical reliability and smooth card insertion/withdrawal</li> </ul>	0.70 - 7.32mm	0.5A	4 to 16	<ul style="list-style-type: none"> <li>• Automotive</li> <li>• Consumer</li> <li>• Data/Communications</li> <li>• Industrial</li> <li>• Medical</li> </ul>
 <b>Memory Card Combo</b>	<ul style="list-style-type: none"> <li>• Compact size with small footprint and low profile height</li> <li>• Anti-stubbing contact terminal design</li> <li>• Card polarisation features</li> <li>• Push-push and push-pull card eject options</li> <li>• Anti-card-sticking design</li> </ul>	0.85 - 2.54mm	0.5A	8-16	<ul style="list-style-type: none"> <li>• Automotive</li> <li>• Consumer</li> <li>• Data/Communications</li> <li>• Industrial</li> <li>• Medical</li> </ul>
 <b>Miniature Memory Card Pin-Eject Type</b>	<ul style="list-style-type: none"> <li>• Card-tray eject with the use of a standard pin</li> <li>• Versions for nano-SIM, micro-SIM and microSD memory cards</li> <li>• Low profiles and compact size</li> <li>• Card polarisation features</li> <li>• Anti-buckling contact design</li> </ul>	1.00mm	0.5A	8	<ul style="list-style-type: none"> <li>• Consumer</li> <li>• Mobile Devices</li> </ul>
 <b>ChipSIM</b>	<ul style="list-style-type: none"> <li>• Molex offers ChipSIM connectors in standard and custom designs for both the connector and cardholder</li> <li>• Optionally, the connector comes with an active- or passive-latch mechanism, location tabs and various button designs and colors</li> <li>• The cardholder fascia is modifiable for shorter customer assembly process</li> </ul>	2.54mm	0.5A	6	<ul style="list-style-type: none"> <li>• Automotive</li> <li>• Consumer</li> <li>• Data/Communications</li> <li>• Industrial</li> <li>• Medical</li> </ul>








Product Name	Description	Frequency Range (GHz)	Applications
 <p><b>2.4/5GHz Wi-Fi* PCB Antenna with Balanced Transmission</b></p>	<ul style="list-style-type: none"> <li>• Compact (40.95 by 9.00mm) rigid PCB antenna</li> <li>• Total efficiency values of 80% minimum (2.4GHz band) and 70% minimum (5GHz band)</li> <li>• Balanced antenna with ground-plane-independent design</li> </ul>	<p>2.4 - 2.5</p> <p>5.15 - 5.85</p>	<ul style="list-style-type: none"> <li>• Automotive</li> <li>• Consumer Electronics</li> <li>• Industrial</li> <li>• Medical</li> <li>• Telecommunications</li> </ul>
 <p><b>2.4/5GHz Wi-Fi* Flexible Antenna with Balanced Transmission</b></p>	<ul style="list-style-type: none"> <li>• Balanced antenna with ground-plane independent design</li> <li>• High radiation efficiency with 34.90 by 9.00 mm strip antenna</li> <li>• Poly-flexible, double-sided adhesive tape on antenna</li> </ul>	<p>2.4 - 2.5</p> <p>5.15 - 5.85</p>	<ul style="list-style-type: none"> <li>• Consumer Electronics</li> <li>• Industrial</li> <li>• Medical</li> <li>• Telecommunications</li> </ul>
 <p><b>2.4/5GHz, Combo GPS*/Wi-Fi* PCB and Flexible Antennas with Balanced Transmission</b></p>	<ul style="list-style-type: none"> <li>• Balanced antenna with ground-plane-independent design</li> <li>• Compact rigid PCB antenna</li> <li>• Cable to antenna attachment with over 18.0N of pull force</li> </ul>	<p>1.575 - 1.602</p> <p>2.4 - 2.5</p> <p>5.15 - 5.85</p> <p>3 - 6</p>	<ul style="list-style-type: none"> <li>• Automotive</li> <li>• Consumer Electronics</li> <li>• Industrial</li> <li>• Medical</li> <li>• Smart Home</li> <li>• Telecommunications</li> </ul>
 <p><b>2.4/5 and 2.4GHz SMT Molded Interconnect Device (MID) Chip Antennas</b></p>	<ul style="list-style-type: none"> <li>• Require no ground-plane clearance</li> <li>• Fixing pads firmly anchor antenna housing onto SMT pad of PCB</li> <li>• Feeding pad connects to the radio transceiver via a 50ohm transmission line on the PCB</li> <li>• Halogen-free housing withstands high reflow temperatures during assembly processing</li> </ul>	<p>2.4 - 2.5</p> <p>5.15 - 5.85</p>	<ul style="list-style-type: none"> <li>• Consumer Electronics</li> <li>• Industrial</li> <li>• Telecommunications</li> </ul>
 <p><b>RHCP* and Helix SMT GPS* Molded Interconnect Device (MID) Antennas</b></p>	<ul style="list-style-type: none"> <li>• Circular or elliptical polarisation antennas</li> <li>• Small clearance zone ("out-of-bound" area available for electronic component placement) of 5.00mm around antenna</li> <li>• Halogen-free housing withstands high reflow temperatures during assembly processing</li> </ul>	<p>1.572 - 1.578</p>	<ul style="list-style-type: none"> <li>• Consumer Electronics</li> <li>• Industrial</li> <li>• Transportation</li> </ul>
 <p><b>Cellular Antennas</b></p>	<ul style="list-style-type: none"> <li>• Requires only a small clearance area around the footprint perimeter of the antenna</li> <li>• Grounding pad provides electrical grounding of antenna onto the application PCB</li> <li>• Antenna radiator yields consistent RF performance including high peak gain and total radiation efficiencies</li> </ul>	<p>0.698 - 0.960</p> <p>1.71 - 2.7</p>	<ul style="list-style-type: none"> <li>• Automotive</li> <li>• Consumer Electronics</li> <li>• Industrial</li> <li>• Smart Phone and Mobile Devices</li> <li>• Telecommunications and Networking</li> </ul>
 <p><b>Ultra Wideband (UWB) PCB Antenna with Balanced Transmission</b></p>	<ul style="list-style-type: none"> <li>• Transmission-balanced antenna offers total efficiency values of 70%</li> <li>• Balanced antenna with ground-plane-independent design</li> <li>• Coaxial cable to centre-fed antenna attachment with over 18N of pull force</li> </ul>	<p>3 - 6</p>	<ul style="list-style-type: none"> <li>• Automotive</li> <li>• Consumer Electronics</li> <li>• Industrial</li> <li>• Medical</li> </ul>
 <p><b>ISM Standalone Antenna with MobliquA™ Technology</b></p>	<ul style="list-style-type: none"> <li>• MobliquA™ technology enables antenna volume reduction of up to 75%</li> <li>• Dual-band antenna operating at 868 and 915MHz ISM bands eliminates the need for regional antenna variants</li> <li>• Balanced antenna with ground-plane-independent design</li> </ul>	<p>0.470 - 0.800</p>	<ul style="list-style-type: none"> <li>• Automotive</li> <li>• Industrial</li> <li>• Medical</li> </ul>

Product Name	Description	Frequency Range (GHz)	Applications
 <p><b>Mobile TV Standard Antenna</b></p>	<ul style="list-style-type: none"> <li>• Simple 50-ohm passive antenna interface provides complete CMMB band coverage</li> <li>• Specially-designed housing slots of the plastic housing features reduced antenna radiation loss</li> <li>• Vertical ribs in housing reduces antenna warpage during moulding</li> </ul>	<p>0.470 – 0.800</p>	<ul style="list-style-type: none"> <li>• Telecommunications</li> <li>• GPS Navigation</li> </ul>

\* Wi-Fi is a registered trademarks of the Wi-Fi Alliance

† Global Positioning System. Civilian GPS uses the L1 frequency of 1575.42 MHz in the Ultra High Frequency (UHF) band spanning 300MHz to 3GHz

‡ RHCP is an industry acronym for "Right Hand Circularly Polarized"

Product Name	Description	Current Rating	Applications
 <p><b>Pico-EZmate™ Harness</b></p>	<ul style="list-style-type: none"> <li>Vertical snap-to-mate connection enables a fast, easy and reliable connection to the LED array holder</li> <li>Low-profile 1.40mm connector height provides a slim design for space-limited applications and minimises risk of affecting light output</li> <li>Positive-lock latching feature provides an audible click to confirm connection</li> </ul>	2.8A	<ul style="list-style-type: none"> <li>General Illumination</li> <li>Area Lighting</li> </ul>
 <p><b>LED Array Holders for Citizen* and Similar COB Arrays</b></p>	<ul style="list-style-type: none"> <li>Flexible one- and two-piece versions available (CLL010, CLL020, CLL030, CLL040, CLL050)</li> <li>Compression contacts deliver power to array and ensure a stable connection in high-ambient temperatures</li> <li>Releasable wire-trap for rework or replacement</li> </ul>	3.5A (max)	<ul style="list-style-type: none"> <li>General Illumination</li> <li>Area Lighting</li> </ul>
 <p><b>LED Array Holders for Cree† and Similar COB Arrays</b></p>	<ul style="list-style-type: none"> <li>LED CoB pre-hold feature minimises installation time</li> <li>Three-latch bayonet-style reflector attachment</li> <li>Singled-end and double-ended terminal options available</li> </ul>	3.5A (max)	<ul style="list-style-type: none"> <li>General Illumination</li> <li>Area Lighting</li> </ul>
 <p><b>LED Array Holders for Sharp‡ Zenigata‡ and Similar COB Arrays</b></p>	<ul style="list-style-type: none"> <li>Overall array holder form factor is less than 48.00mm in diameter for Mega Zenigata Chip-On- Board (COB) arrays and 30.00 by 36.20mm for Mini Zenigata (COB) arrays</li> <li>Compression contacts deliver power to array and ensure a stable connection in high-ambient temperatures</li> </ul>	3.5A (max)	<ul style="list-style-type: none"> <li>General Illumination</li> <li>Area Lighting</li> </ul>
 <p><b>LED Array Holders for Samsung Electronics<sup>Δ</sup> and Similar LED COB Arrays</b></p>	<ul style="list-style-type: none"> <li>User-friendly push-button wire-removal method</li> <li>Accepts 13.50, 14.50 and 19.00mm diameter Light Emitting Surface (LES) type arrays</li> <li>LED COB pre-hold feature minimises installation time</li> </ul>	3.0A (max)	<ul style="list-style-type: none"> <li>General Illumination</li> <li>Area Lighting</li> </ul>
 <p><b>LED Array Holders for Nichia and Similar COB Arrays</b></p>	<ul style="list-style-type: none"> <li>Dual wire trap, one-piece design with three-finger attachment</li> <li>50.00mm-round Zhaga versions available</li> <li>Compatible with LEDiL Angela/Angelina reflectors</li> </ul>	3.0A (max)	<ul style="list-style-type: none"> <li>General Illumination</li> <li>Area Lighting</li> </ul>
 <p><b>SlimRay™ Pre-Wired LED COB Array Holders for Lumileds LUXEON* and Similar COB Arrays</b></p>	<ul style="list-style-type: none"> <li>Pre-wired high-pressure crimped terminals</li> <li>Low-profile stepped design: Height: 4.40mm / 6.70mm maximum</li> <li>Fortimo SLM-type bayonet optics Zhaga 50.00mm diameter 5-mounting-hole pattern</li> <li>Screw-mount attachment method for securing array to heat sink</li> </ul>	3.0A (max)	<ul style="list-style-type: none"> <li>General Illumination</li> <li>Area Lighting</li> </ul>

\* Citizen is a registered trademark of Citizen Electronics Co., Ltd.




† Cree is a registered trademark of Cree, Inc.

‡ Sharp is a registered trademark of Sharp Electronics Corporation

§ Zenigata is a registered trademark of Sharp Electronics Corporation


Δ Samsung Electronics and Zhaga are trademarks or registered trademarks and are the property of their respective owners



Product Name	Description	Applications
 <p><b>Capacitive and Metal Touch Switches</b></p>	<ul style="list-style-type: none"> <li>• Provide robust, reliable custom user interfaces</li> <li>• Backlighting, rotary wheels and tactile-feedback options available</li> <li>• Interface designs available on PCBs, polyimide or polyester circuits</li> <li>• IP67 designs available</li> </ul>	<ul style="list-style-type: none"> <li>• Automotive</li> <li>• Consumer/Home Appliance</li> <li>• Commercial Vehicle</li> <li>• Industrial</li> </ul>
 <p><b>Capacitive Fluid Level Sensors</b></p>	<ul style="list-style-type: none"> <li>• Customised sensors for non-metallic containers</li> <li>• Flexible circuitry with pressure-sensitive adhesive</li> <li>• Multiple output interfaces available (USB, I2C and discrete signals)</li> <li>• Solid-state capacitive technology with no moving parts</li> </ul>	<ul style="list-style-type: none"> <li>• Automotive</li> <li>• Commercial Vehicle</li> <li>• Medical</li> </ul>
 <p><b>Silver Flexible Circuit Solutions</b></p>	<ul style="list-style-type: none"> <li>• Finely spaced silver traces as narrow as 0.127mm</li> <li>• Polyester substrate provides flexible alternative to rigid printed circuit board</li> <li>• Proprietary soldering technique supports attachment of fine-pitch (0.50mm) microprocessor-based components</li> </ul>	<ul style="list-style-type: none"> <li>• Consumer/Home Appliance</li> <li>• Industrial</li> <li>• Medical</li> </ul>


Product Name	Description	Applications
 <p><b>Membrane Switches</b></p>	<ul style="list-style-type: none"> <li>• Light-weight and low profile switches permit integration into smaller and thinner packages</li> <li>• Extremely resistant to shock and vibration</li> <li>• Superior tactile response that is consistent from switch to switch</li> <li>• Easily shielded to protect against static discharge and EMI/RFI</li> </ul>	<ul style="list-style-type: none"> <li>• Aerospace and Defense</li> <li>• Consumer</li> <li>• Data/Communication</li> <li>• Industrial</li> <li>• Medical</li> <li>• Telecommunications</li> </ul>
 <p><b>Control-Panel Assemblies</b></p>	<ul style="list-style-type: none"> <li>• Low-profile control-panel assemblies combine both the switch contact system and custom electronics into one complete package, eliminating the need for an additional motherboard or display board</li> <li>• Ergonomically designed to fit each custom application</li> </ul>	<ul style="list-style-type: none"> <li>• Aerospace and Defense</li> <li>• Consumer</li> <li>• Data/Communication</li> <li>• Industrial</li> <li>• Medical</li> <li>• Telecommunications</li> </ul>
 <p><b>Rubber Keypads</b></p>	<ul style="list-style-type: none"> <li>• Rubber keypads offer the reliability of a membrane or PCB-substrate switch, with the three dimensional look and tactile feel of a silicone rubber keypad</li> <li>• Raised or recessed text design available</li> </ul>	<ul style="list-style-type: none"> <li>• Aerospace and Defense</li> <li>• Consumer</li> <li>• Data/Communication</li> <li>• Industrial</li> <li>• Medical</li> <li>• Telecommunications</li> </ul>
 <p><b>Metal Dome Arrays</b></p>	<ul style="list-style-type: none"> <li>• Delivers a reliable and consistent switch-contact system</li> <li>• Lightweight and low-profile design makes integration into smaller and thinner packages possible</li> </ul>	<ul style="list-style-type: none"> <li>• Aerospace and Defense</li> <li>• Consumer</li> <li>• Data/Communication</li> <li>• Industrial</li> <li>• Medical</li> <li>• Telecommunications</li> </ul>
 <p><b>LED-Display Assemblies</b></p>	<ul style="list-style-type: none"> <li>• Low-profile solution to icon and display backlighting helps maximise motherboard PCB spacing</li> <li>• One-piece solution for LED indication</li> <li>• Includes EMI, RFI standard, and ESD shielding</li> </ul>	<ul style="list-style-type: none"> <li>• Aerospace and Defense</li> <li>• Consumer</li> <li>• Data/Communication</li> <li>• Industrial</li> <li>• Medical</li> <li>• Telecommunications</li> </ul>

- Flamar standard cables for Industrial Automation can be used for line and machine building, factory automation and non-automotive commercial vehicles
- Complete selection of signal and control, servo motor, network and hybrid cables that are UL AWM/CSA recognised or UL listed
- Several jacket materials are available (PVC, Weld-Slag and Oil-Resistant, PUR and TPE) to ensure the correct cable is available for each application
- Cables offer operational flexibility by withstanding a wide temperature range of -40°C to 105°C



## Application Tooling

- Using the proper interconnect manufacturer's tooling is essential to meet many of the industry standards and to maintain the connector manufacturer's product warranty
- Molex provides a variety of production equipment designed and tested to ensure a high quality electrical connection:
  - Hand-crimp, hydraulic, battery and air tools provide cutting, stripping and crimping solutions for prototyping, field repair and limited volume assembly
  - Semi-automatic crimping machines for mid- to high-range volumes
  - Fully-automatic equipment for increased production output





Get more insights at: [www.molex.com](http://www.molex.com)